



(51) International Patent Classification:

A61K 31/225 (2006.01) A61P 25/02 (2006.01)

(21) International Application Number:

PCT/US2015/060850

(22) International Filing Date:

16 November 2015 (16.11.2015)

(25) Filing Language:

English

(26) Publication Language:

English

(30) Priority Data:

62/080,783 17 November 2014 (17.11.2014) US

62/140,255 30 March 2015 (30.03.2015) US

62/232,963 25 September 2015 (25.09.2015) US

(71) Applicant: BIOGEN MA INC. [US/US]; 250 Binney Street, Cambridge, MA 02142 (US).

(72) Inventors: NOVAS, Mark; 172 East Emerson Road, Lexington, MA 02420 (US). ZHANG, Rui, (Ray); 26 Horizons Road, Sharon, MA 02067 (US).

(74) Agents: ANTILER, Adriane, M. et al.; Jones Day, 222 East 41st Street, New York, NY 10017-6702 (US).

(81) Designated States (unless otherwise indicated, for every kind of national protection available): AE, AG, AL, AM, AO, AT, AU, AZ, BA, BB, BG, BH, BN, BR, BW, BY, BZ, CA, CH, CL, CN, CO, CR, CU, CZ, DE, DK, DM, DO, DZ, EC, EE, EG, ES, FI, GB, GD, GE, GH, GM, GT, HN, HR, HU, ID, IL, IN, IR, IS, JP, KE, KG, KN, KP, KR, KZ, LA, LC, LK, LR, LS, LU, LY, MA, MD, ME, MG, MK, MN, MW, MX, MY, MZ, NA, NG, NI, NO, NZ, OM, PA, PE, PG, PH, PL, PT, QA, RO, RS, RU, RW, SA, SC, SD, SE, SG, SK, SL, SM, ST, SV, SY, TH, TJ, TM, TN, TR, TT, TZ, UA, UG, US, UZ, VC, VN, ZA, ZM, ZW.

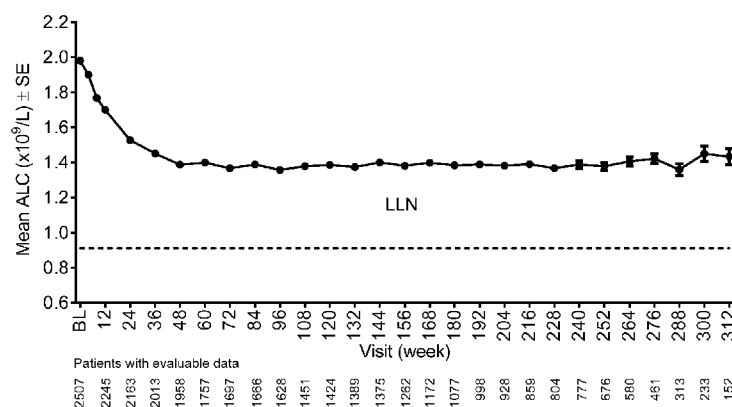
(84) Designated States (unless otherwise indicated, for every kind of regional protection available): ARIPO (BW, GH, GM, KE, LR, LS, MW, MZ, NA, RW, SD, SL, ST, SZ, TZ, UG, ZM, ZW), Eurasian (AM, AZ, BY, KG, KZ, RU, TJ, TM), European (AL, AT, BE, BG, CH, CY, CZ, DE, DK, EE, ES, FI, FR, GB, GR, HR, HU, IE, IS, IT, LT, LU, LV, MC, MK, MT, NL, NO, PL, PT, RO, RS, SE, SI, SK, SM, TR), OAPI (BF, BJ, CF, CG, CI, CM, GA, GN, GQ, GW, KM, ML, MR, NE, SN, TD, TG).

Published:

— with international search report (Art. 21(3))

(54) Title: METHODS OF TREATING MULTIPLE SCLEROSIS

Figure 1



(57) Abstract: Provided herein are methods of treating multiple sclerosis with a fumarate, wherein the fumarate is a dialkyl fumarate, a monoalkyl fumarate, a combination of a dialkyl fumarate and a monoalkyl fumarate, a prodrug of monoalkyl fumarate, a deuterated form of any of the foregoing, or a pharmaceutically acceptable salt, clathrate, solvate, tautomer, or stereoisomer of any of the foregoing, or a combination of any of the foregoing. The methods provided herein improve the safety of treatment by informing and monitoring patients undergoing treatment regarding progressive multifocal leukoencephalopathy, and/or by monitoring lymphocyte count.

METHODS OF TREATING MULTIPLE SCLEROSIS

CROSS-REFERENCES TO RELATED APPLICATIONS

[0001] This application claims the benefit of U.S. Provisional Patent Application No. 62/080,783, filed November 17, 2014, U.S. Provisional Patent Application No. 62/140,255, filed March 30, 2015, and U.S. Provisional Patent Application No. 62/232,963, filed September 25, 2015, each of which is incorporated herein by reference in its entirety.

1. FIELD

[0002] Provided herein are methods of treating multiple sclerosis with a fumarate, such as a dialkyl fumarate, monoalkyl fumarate, a combination of a dialkyl fumarate and a monoalkyl fumarate, a prodrug of monoalkyl fumarate, a deuterated form of any of the foregoing, and a pharmaceutically acceptable salt, clathrate, solvate, tautomer, or stereoisomer of any of the foregoing, or a combination of any of the foregoing. The methods provided herein improve the safety of treatment by informing and monitoring patients undergoing treatment regarding progressive multifocal leukoencephalopathy (PML), and/or by monitoring lymphocyte count.

2. BACKGROUND

[0003] Multiple sclerosis (MS) is an autoimmune disease with the autoimmune activity directed against central nervous system (CNS) antigens. The disease is characterized by inflammation in parts of the CNS, leading to the loss of the myelin sheathing around neuronal axons (demyelination), axonal loss, and the eventual death of neurons, oligodendrocytes and glial cells. For a comprehensive review of MS and current therapies, *see, e.g.*, McAlpine's Multiple Sclerosis, by Alastair Compston *et al.*, 4th edition, Churchill Livingstone Elsevier, 2006.

[0004] An estimated 2,500,000 people in the world suffer from MS. It is one of the most common diseases of the CNS in young adults. MS is a chronic, progressing, disabling disease, which generally strikes its victims some time after adolescence, with diagnosis generally made between 20 and 40 years of age, although onset may occur earlier. The disease is not directly hereditary, although genetic susceptibility plays a part in its development. MS is a complex disease with heterogeneous clinical, pathological and immunological phenotype.

[0005] There are four major clinical types of MS: 1) relapsing-remitting MS (RR-MS),

characterized by clearly defined relapses with full recovery or with sequelae and residual deficit upon recovery; periods between disease relapses characterized by a lack of disease progression; 2) secondary progressive MS (SP-MS), characterized by initial relapsing remitting course followed by progression with or without occasional relapses, minor remissions, and plateaus; 3) primary progressive MS (PP-MS), characterized by disease progression from onset with occasional plateaus and temporary minor improvements allowed; and 4) progressive relapsing MS (PR-MS), characterized by progressive disease onset, with clear acute relapses, with or without full recovery; periods between relapses characterized by continuing progression.

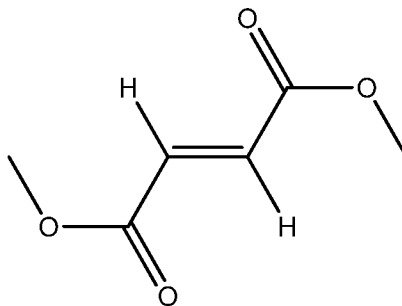
[0006] Clinically, the illness most often presents as a relapsing-remitting disease and, to a lesser extent, as steady progression of neurological disability. Relapsing-remitting MS (RR-MS) presents in the form of recurrent attacks of focal or multifocal neurologic dysfunction. Attacks may occur, remit, and recur, seemingly randomly over many years. Remission is often incomplete and as one attack follows another, a stepwise downward progression ensues with increasing permanent neurological deficit. The usual course of RR-MS is characterized by repeated relapses associated, for the majority of patients, with the eventual onset of disease progression. The subsequent course of the disease is unpredictable, although most patients with a relapsing-remitting disease will eventually develop secondary progressive disease. In the relapsing-remitting phase, relapses alternate with periods of clinical inactivity and may or may not be marked by sequelae depending on the presence of neurological deficits between episodes. Periods between relapses during the relapsing-remitting phase are clinically stable. On the other hand, patients with progressive MS exhibit a steady increase in deficits, as defined above and either from onset or after a period of episodes, but this designation does not preclude the further occurrence of new relapses.

[0007] MS pathology is, in part, reflected by the formation of focal inflammatory demyelinating lesions in the white matter, which are the hallmarks in patients with acute and relapsing disease. In patients with progressive disease, the brain is affected in a more global sense, with diffuse but widespread (mainly axonal) damage in the normal appearing white matter and massive demyelination also in the grey matter, particularly, in the cortex.

[0008] Salts of fumaric acid esters, in combination with dimethyl fumarate (DMF), such as present in FUMADERM[®], have been proposed for the treatment of MS (*see, e.g.,* Schimrigk *et al.*, Eur. J. Neurol., 2006, 13(6):604-610; Drugs R&D, 2005, 6(4):229-30; U.S. Pat. No.

6,436,992). FUMADERM[®] contains dimethyl fumarate, calcium salt of ethyl hydrogen fumarate, magnesium salt of ethyl hydrogen fumarate, and zinc salt of ethyl hydrogen fumarate (*see, e.g.,* Schimrigk *et al.*, Eur. J. Neurol., 2006, 13(6):604-610).

[0009] TECFIDERA[®], dimethyl fumarate delayed-release capsules for oral use, was approved in 2013 by the U.S. Food and Drug Administration for the treatment of subjects with relapsing forms of multiple sclerosis. TECFIDERA[®] contains dimethyl fumarate (DMF), which has the following structure:



[0010] The first Phase 3 study, DEFINE (ClinicalTrials.gov identifier NCT00420212), demonstrated that DMF significantly reduced clinical relapses, accumulation of disability progression, and lesion number and volume compared with placebo after two years of treatment. *See, e.g.,* Gold *et al.*, N. Engl. J. Med., 2012, 367(12):1098-1107. These findings were supported by the results of the second phase 3 study, CONFIRM (ClinicalTrials.gov identifier NCT00451451), which additionally evaluated subcutaneous glatiramer acetate as an active reference treatment (rater-blind). *See, e.g.,* Fox *et al.*, N. Engl. J. Med., 2012, 367(12):1087-1097. DMF has demonstrated an acceptable safety profile in the DEFINE and CONFIRM studies.

[0011] There have been case reports of patients with psoriasis, treated with FUMADERM[®] or compounded fumaric acid esters, who developed PML (Ermis *et al.*, N. Engl. J. Med., 2013, 368(17):1657-1658; van Oosten *et al.*, N. Engl. J. Med., 2013, 368(17):1658-1659; Sweetser *et al.*, N. Engl. J. Med., 2013, 368(17):1659-1658; Emrich, Lisa, "Tecfidera and PML – What's the story." Multiplesclerosis.net, April 25, 2013; accessed November 10, 2014).

[0012] PML is an opportunistic viral infection caused by a type of polymavirus called the JC virus (JCV) that typically only occurs in patients who are immunocompromised, and that usually leads to death or severe disability. The virus is very common in the general population, occurs in

childhood, and persists for life. JCV seroprevalence of ~33-84% has been demonstrated, depending on the studies (see WO 2011/085369 A1, WO2007/100770 A2, and WO 2012/166971 A2). PML is a severe and rapidly progressive viral disease of the central nervous system that destroys the myelin coating, which protects the nerve cells. PML occurs almost exclusively in patients who are severely immunocompromised, and is often associated with lymphoproliferative and other chronic diseases, such as AIDS, Hodgkin's disease, chronic lymphocytic leukemia, sarcoidosis, tuberculosis, systemic lupus erythematosus, and organ transplantation. Cases of PML have also been reported in patients with autoimmune disorders who received immunosuppressive therapy; among these, three patients with rheumatoid arthritis (Sponzilli et al., *Neurology*, 1975, 25(7):664-668; Rankin et al., *J. Rheumatol.*, 1995, 22(4):777-779; Durez et al., *Arthritis Rheum.*, 2002, 46(98):536), one of whom was treated with tumor necrosis factor (TNF) antagonist (Durez et al., *Arthritis Rheum.*, 2002, 46(98):536). PML also was reported in a Crohn's Disease patient, but the concomitant treatments were not specified (Garrels et al., *Am. J. Neuroradiol.*, 1996, 17(3):597-600), and in patients treated with natalizumab, a humanized monoclonal antibody used in the treatment of multiple sclerosis, and Crohn's disease. In 2005, the first cases of PML associated with biological immunomodulatory therapy were reported, initially with natalizumab and subsequently in association with other agents including efalizumab, rituximab, and alemtuzumab (reviewed in: Major et al., *Annu. Rev. Med.*, 2010, 61:35-47).

[0013] There is need in the art for safer methods of treating patients with fumarates that take into account the possibility of contracting PML.

3. SUMMARY

[0014] Provided herein is a method of treating a patient with multiple sclerosis comprising (a) administering a fumarate to the patient, wherein the fumarate is a dialkyl fumarate, a monoalkyl fumarate, a combination of a dialkyl fumarate and a monoalkyl fumarate, a prodrug of monoalkyl fumarate, a deuterated form of any of the foregoing, or a pharmaceutically acceptable salt, clathrate, solvate, tautomer, or stereoisomer of any of the foregoing, or a combination of any of the foregoing; and (b) monitoring the patient for a sign or symptom suggestive of progressive multifocal leukoencephalopathy (PML) in the patient.

[0015] Provided herein is a method of improving safety in treatment of a patient with

multiple sclerosis comprising monitoring a patient with multiple sclerosis who is being treated with a fumarate for a sign or symptom suggestive of PML in the patient, wherein the fumarate is a dialkyl fumarate, a monoalkyl fumarate, a combination of a dialkyl fumarate and a monoalkyl fumarate, a prodrug of monoalkyl fumarate, a deuterated form of any of the foregoing, or a pharmaceutically acceptable salt, clathrate, solvate, tautomer, or stereoisomer of any of the foregoing, or a combination of any of the foregoing.

[0016] Provided herein is a method of treating a patient with multiple sclerosis comprising (a) administering a fumarate to the patient, wherein the fumarate is a dialkyl fumarate, a monoalkyl fumarate, a combination of a dialkyl fumarate and a monoalkyl fumarate, a prodrug of monoalkyl fumarate, a deuterated form of any of the foregoing, or a pharmaceutically acceptable salt, clathrate, solvate, tautomer, or stereoisomer of any of the foregoing, or a combination of any of the foregoing; and (b) informing the patient that PML has occurred in a patient who received dimethyl fumarate.

[0017] Provided herein is a method of treating a patient with multiple sclerosis comprising (a) administering a fumarate to the patient, wherein the fumarate is a dialkyl fumarate, a monoalkyl fumarate, a combination of a dialkyl fumarate and a monoalkyl fumarate, a prodrug of monoalkyl fumarate, a deuterated form of any of the foregoing, or a pharmaceutically acceptable salt, clathrate, solvate, tautomer, or stereoisomer of any of the foregoing, or a combination of any of the foregoing; and (b) instructing the patient of the importance of contacting the patient's doctor if the patient develops any symptoms suggestive of PML.

[0018] Provided herein is a method of improving safety in treatment of a patient with multiple sclerosis comprising informing a patient with multiple sclerosis who is being treated with a fumarate that PML has occurred in a patient who received dimethyl fumarate, wherein the fumarate is a dialkyl fumarate, a monoalkyl fumarate, a combination of a dialkyl fumarate and a monoalkyl fumarate, a prodrug of monoalkyl fumarate, a deuterated form of any of the foregoing, or a pharmaceutically acceptable salt, clathrate, solvate, tautomer, or stereoisomer of any of the foregoing, or a combination of any of the foregoing.

[0019] Provided herein is a method of improving safety in treatment of a patient with multiple sclerosis comprising instructing a patient with multiple sclerosis who is being treated with a fumarate of the importance of contacting the patient's doctor if the patient develops any symptoms suggestive of PML, wherein the fumarate is a dialkyl fumarate, a monoalkyl fumarate,

a combination of a dialkyl fumarate and a monoalkyl fumarate, a prodrug of monoalkyl fumarate, a deuterated form of any of the foregoing, or a pharmaceutically acceptable salt, clathrate, solvate, tautomer, or stereoisomer of any of the foregoing, or a combination of any of the foregoing.

[0020] In one embodiment, the method further comprises withholding treatment with the fumarate from the patient at the first sign or symptom suggestive of PML in the patient.

[0021] In one embodiment, the method further comprises performing a diagnostic evaluation for PML in the patient at the first sign or symptom suggestive of PML in the patient.

[0022] In one embodiment, the method further comprises administering a therapeutic to the patient for the treatment of PML when the diagnostic evaluation indicates PML in the patient.

[0023] In one embodiment, the method further comprises instructing the patient to continue to look for new signs and symptoms suggestive of PML for approximately 6 months following discontinuation of treatment with the fumarate.

[0024] In one embodiment, the method further comprises instructing the patient that typical symptoms associated with PML are diverse, progress over days to weeks, and include progressive weakness on one side of the body or clumsiness of limbs, disturbance of vision, and changes in thinking, memory, and orientation leading to confusion and personality changes.

[0025] In one embodiment, the method further comprises instructing the patient that progression of deficits associated with PML usually leads to death or severe disability over weeks or months.

[0026] In one embodiment, the diagnostic evaluation comprises a test for the presence of JC viral DNA in the cerebrospinal fluid of the patient.

[0027] In one embodiment, the sign or symptom suggestive of PML is selected from the group consisting of progressive weakness on one side of the body or clumsiness of limbs, disturbance of vision, and changes in thinking, memory, and orientation leading to confusion and personality changes.

[0028] In one embodiment, administering is done orally.

[0029] In one embodiment, the pharmaceutical composition comprises a therapeutically effective amount of the fumarate and a pharmaceutically acceptable carrier.

[0030] In one embodiment, the pharmaceutical composition is in the form of a tablet or a

capsule.

[0031] In one embodiment, the pharmaceutical composition is in the form of an enterically coated tablet.

[0032] In one embodiment, the pharmaceutical composition is in the form of a capsule containing enterically coated microtablets.

[0033] In one embodiment, the fumarate is dimethyl fumarate and/or monomethyl fumarate.

[0034] In one embodiment, the fumarate is dimethyl fumarate

[0035] In one embodiment, the administering is of 240 mg twice daily of dimethyl fumarate..

[0036] In one embodiment, the administering is of 120 mg dimethyl fumarate twice daily for 7 days, followed by 240 mg dimethyl fumarate twice daily as a maintenance dose.

[0037] In one embodiment, the administering is of not greater than 720 mg daily total fumarates.

[0038] In one embodiment, the administering is of not greater than 480 mg daily total fumarates.

[0039] In one embodiment, the pharmaceutical composition consists essentially of dimethyl fumarate, and the administering is of not greater than 720 mg daily dimethyl fumarate.

[0040] In one embodiment, the pharmaceutical composition consists essentially of dimethyl fumarate, and the administering is of not greater than 480 mg daily dimethyl fumarate.

[0041] In one embodiment, the pharmaceutical composition consists essentially of dimethyl fumarate.

[0042] In one embodiment, the multiple sclerosis is a relapsing form of multiple sclerosis.

[0043] Provided herein is a method of treating a patient with multiple sclerosis comprising (a) administering a pharmaceutical composition comprising a fumarate to the patient; wherein the fumarate is a dialkyl fumarate, a monoalkyl fumarate, a combination of a dialkyl fumarate and a monoalkyl fumarate, a prodrug of monoalkyl fumarate, a deuterated form of any of the foregoing, or a clathrate, solvate, tautomer, or stereoisomer of any of the foregoing, or a combination of any of the foregoing; with the proviso that a fumarate salt is not present in the pharmaceutical composition; and (b) monitoring the patient for a sign or symptom suggestive of PML in the patient.

[0044] Provided herein is a method of improving safety in treatment of a patient with multiple sclerosis comprising monitoring a patient with multiple sclerosis who is being treated

with a pharmaceutical composition comprising a fumarate for a sign or symptom suggestive of PML in the patient; wherein the fumarate is a dialkyl fumarate, a monoalkyl fumarate, a combination of a dialkyl fumarate and a monoalkyl fumarate, a prodrug of monoalkyl fumarate, a deuterated form of any of the foregoing, or a clathrate, solvate, tautomer, or stereoisomer of any of the foregoing, or a combination of any of the foregoing; with the proviso that a fumarate salt is not present in the pharmaceutical composition.

[0045] Provided herein is a method of treating a patient with multiple sclerosis comprising (a) administering a pharmaceutical composition comprising a fumarate to the patient; wherein the fumarate is a dialkyl fumarate, a monoalkyl fumarate, a combination of a dialkyl fumarate and a monoalkyl fumarate, a prodrug of monoalkyl fumarate, a deuterated form of any of the foregoing, or a clathrate, solvate, tautomer, or stereoisomer of any of the foregoing, or a combination of any of the foregoing; with the proviso that a fumarate salt is not present in the pharmaceutical composition; and (b) informing the patient that PML has occurred in a patient who received dimethyl fumarate.

[0046] Provided herein is a method of treating a patient with multiple sclerosis comprising (a) administering a pharmaceutical composition comprising a fumarate to the patient; wherein the fumarate is a dialkyl fumarate, a monoalkyl fumarate, a combination of a dialkyl fumarate and a monoalkyl fumarate, a prodrug of monoalkyl fumarate, a deuterated form of any of the foregoing, or a clathrate, solvate, tautomer, or stereoisomer of any of the foregoing, or a combination of any of the foregoing; with the proviso that a fumarate salt is not present in the pharmaceutical composition; and (b) instructing the patient of the importance of contacting the patient's doctor if the patient develops any symptoms suggestive of PML.

[0047] Provided herein is a method of improving safety in treatment of a patient with multiple sclerosis comprising informing a patient with multiple sclerosis who is being treated with a pharmaceutical composition comprising a fumarate that PML has occurred in a patient who received dimethyl fumarate; wherein the fumarate is a dialkyl fumarate, a monoalkyl fumarate, a combination of a dialkyl fumarate and a monoalkyl fumarate, a prodrug of monoalkyl fumarate, a deuterated form of any of the foregoing, or a clathrate, solvate, tautomer, or stereoisomer of any of the foregoing, or a combination of any of the foregoing; with the proviso that a fumarate salt is not present in the pharmaceutical composition.

[0048] Provided herein is a method of improving safety in treatment of a patient with

multiple sclerosis comprising instructing a patient with multiple sclerosis who is being treated with a pharmaceutical composition comprising a fumarate of the importance of contacting the patient's doctor if the patient develops any symptoms suggestive of PML; wherein the fumarate is a dialkyl fumarate, a monoalkyl fumarate, a combination of a dialkyl fumarate and a monoalkyl fumarate, a prodrug of monoalkyl fumarate, a deuterated form of any of the foregoing, or a clathrate, solvate, tautomer, or stereoisomer of any of the foregoing, or a combination of any of the foregoing; with the proviso that a fumarate salt is not present in the pharmaceutical composition.

[0049] Provided herein is a method of treating a patient with multiple sclerosis comprising (a) administering a pharmaceutical composition comprising a fumarate to the patient; wherein the fumarate is a dialkyl fumarate, a monoalkyl fumarate, a combination of a dialkyl fumarate and a monoalkyl fumarate, a prodrug of monoalkyl fumarate, a deuterated form of any of the foregoing, or a pharmaceutically acceptable salt, clathrate, solvate, tautomer, or stereoisomer of any of the foregoing, or a combination of any of the foregoing; with the proviso that an ethyl hydrogen fumarate salt is not present in the pharmaceutical composition; and (b) monitoring the patient for a sign or symptom suggestive of PML in the patient.

[0050] Provided herein is a method of improving safety in treatment of a patient with multiple sclerosis comprising monitoring a patient with multiple sclerosis who is being treated with a pharmaceutical composition comprising a fumarate for a sign or symptom suggestive of PML in the patient; wherein the fumarate is a dialkyl fumarate, a monoalkyl fumarate, a combination of a dialkyl fumarate and a monoalkyl fumarate, a prodrug of monoalkyl fumarate, a deuterated form of any of the foregoing, or a pharmaceutically acceptable salt, clathrate, solvate, tautomer, or stereoisomer of any of the foregoing, or a combination of any of the foregoing; with the proviso that an ethyl hydrogen fumarate salt is not present in the pharmaceutical composition.

[0051] Provided herein is a method of treating a patient with multiple sclerosis comprising (a) administering a pharmaceutical composition comprising a fumarate to the patient; wherein the fumarate is a dialkyl fumarate, a monoalkyl fumarate, a combination of a dialkyl fumarate and a monoalkyl fumarate, a prodrug of monoalkyl fumarate, a deuterated form of any of the foregoing, or a pharmaceutically acceptable salt, clathrate, solvate, tautomer, or stereoisomer of any of the foregoing, or a combination of any of the foregoing; with the proviso that an ethyl hydrogen

fumarate salt is not present in the pharmaceutical composition; and (b) informing the patient that PML has occurred in a patient who received dimethyl fumarate.

[0052] Provided herein is a method of treating a patient with multiple sclerosis comprising (a) administering a pharmaceutical composition comprising a fumarate to the patient; wherein the fumarate is a dialkyl fumarate, a monoalkyl fumarate, a combination of a dialkyl fumarate and a monoalkyl fumarate, a prodrug of monoalkyl fumarate, a deuterated form of any of the foregoing, or a pharmaceutically acceptable salt, clathrate, solvate, tautomer, or stereoisomer of any of the foregoing, or a combination of any of the foregoing; with the proviso that an ethyl hydrogen fumarate salt is not present in the pharmaceutical composition; and (b) instructing the patient of the importance of contacting the patient's doctor if the patient develops any symptoms suggestive of PML.

[0053] Provided herein is a method of improving safety in treatment of a patient with multiple sclerosis comprising informing a patient with multiple sclerosis who is being treated with a pharmaceutical composition comprising a fumarate that PML has occurred in a patient who received dimethyl fumarate; wherein the fumarate is a dialkyl fumarate, a monoalkyl fumarate, a combination of a dialkyl fumarate and a monoalkyl fumarate, a prodrug of monoalkyl fumarate, a deuterated form of any of the foregoing, or a pharmaceutically acceptable salt, clathrate, solvate, tautomer, or stereoisomer of any of the foregoing, or a combination of any of the foregoing; with the proviso that an ethyl hydrogen fumarate salt is not present in the pharmaceutical composition.

[0054] Provided herein is a method of improving safety in treatment of a patient with multiple sclerosis comprising instructing a patient with multiple sclerosis who is being treated with a pharmaceutical composition comprising a fumarate of the importance of contacting the patient's doctor if the patient develops any symptoms suggestive of PML; wherein the fumarate is a dialkyl fumarate, a monoalkyl fumarate, a combination of a dialkyl fumarate and a monoalkyl fumarate, a prodrug of monoalkyl fumarate, a deuterated form of any of the foregoing, or a pharmaceutically acceptable salt, clathrate, solvate, tautomer, or stereoisomer of any of the foregoing, or a combination of any of the foregoing; with the proviso that an ethyl hydrogen fumarate salt is not present in the pharmaceutical composition.

[0055] Provided herein is a method of treating a patient with multiple sclerosis comprising (a) administering a pharmaceutical composition comprising a fumarate to the patient; wherein the

fumarate is a dialkyl fumarate, a monoalkyl fumarate, a combination of a dialkyl fumarate and a monoalkyl fumarate, a prodrug of monoalkyl fumarate, a deuterated form of any of the foregoing, or a pharmaceutically acceptable salt, clathrate, solvate, tautomer, or stereoisomer of any of the foregoing, or a combination of any of the foregoing; with the proviso that ethyl hydrogen fumarate calcium salt, ethyl hydrogen fumarate magnesium salt, ethyl hydrogen fumarate zinc salt, and ethyl hydrogen fumarate copper salt are not present in the pharmaceutical composition; and (b) monitoring the patient for a sign or symptom suggestive of PML in the patient.

[0056] Provided herein is a method of improving safety in treatment of a patient with multiple sclerosis comprising monitoring a patient with multiple sclerosis who is being treated with a pharmaceutical composition comprising a fumarate for a sign or symptom suggestive of PML in the patient; wherein the fumarate is a dialkyl fumarate, a monoalkyl fumarate, a combination of a dialkyl fumarate and a monoalkyl fumarate, a prodrug of monoalkyl fumarate, a deuterated form of any of the foregoing, or a pharmaceutically acceptable salt, clathrate, solvate, tautomer, or stereoisomer of any of the foregoing, or a combination of any of the foregoing; with the proviso that ethyl hydrogen fumarate calcium salt, ethyl hydrogen fumarate magnesium salt, ethyl hydrogen fumarate zinc salt, and ethyl hydrogen fumarate copper salt are not present in the pharmaceutical composition.

[0057] Provided herein is a method of treating a patient with multiple sclerosis comprising (a) administering a pharmaceutical composition comprising a fumarate to the patient; wherein the fumarate is a dialkyl fumarate, a monoalkyl fumarate, a combination of a dialkyl fumarate and a monoalkyl fumarate, a prodrug of monoalkyl fumarate, a deuterated form of any of the foregoing, or a pharmaceutically acceptable salt, clathrate, solvate, tautomer, or stereoisomer of any of the foregoing, or a combination of any of the foregoing; with the proviso that ethyl hydrogen fumarate calcium salt, ethyl hydrogen fumarate magnesium salt, ethyl hydrogen fumarate zinc salt, and ethyl hydrogen fumarate copper salt are not present in the pharmaceutical composition; and (b) informing the patient that PML has occurred in a patient who received dimethyl fumarate.

[0058] Provided herein is a method of treating a patient with multiple sclerosis comprising (a) administering a pharmaceutical composition comprising fumarate to the patient; wherein the fumarate is a dialkyl fumarate, a monoalkyl fumarate, a combination of a dialkyl fumarate and a monoalkyl fumarate, a prodrug of monoalkyl fumarate, a deuterated form of any of the foregoing, or a pharmaceutically acceptable salt, clathrate, solvate, tautomer, or stereoisomer of any of the

foregoing, or a combination of any of the foregoing; with the proviso that ethyl hydrogen fumarate calcium salt, ethyl hydrogen fumarate magnesium salt, ethyl hydrogen fumarate zinc salt, and ethyl hydrogen fumarate copper salt are not present in the pharmaceutical composition; and (b) instructing the patient of the importance of contacting the patient's doctor if the patient develops any symptoms suggestive of PML.

[0059] Provided herein is a method of improving safety in treatment of a patient with multiple sclerosis comprising informing a patient with multiple sclerosis who is being treated with a pharmaceutical composition comprising a fumarate that PML has occurred in a patient who received dimethyl fumarate; wherein the fumarate is a dialkyl fumarate, a monoalkyl fumarate, a combination of a dialkyl fumarate and a monoalkyl fumarate, a prodrug of monoalkyl fumarate, a deuterated form of any of the foregoing, or a pharmaceutically acceptable salt, clathrate, solvate, tautomer, or stereoisomer of any of the foregoing, or a combination of any of the foregoing; with the proviso that ethyl hydrogen fumarate calcium salt, ethyl hydrogen fumarate magnesium salt, ethyl hydrogen fumarate zinc salt, and ethyl hydrogen fumarate copper salt are not present in the pharmaceutical composition.

[0060] Provided herein is a method of improving safety in treatment of a patient with multiple sclerosis comprising instructing a patient with multiple sclerosis who is being treated with a pharmaceutical composition comprising a fumarate of the importance of contacting the patient's doctor if the patient develops any symptoms suggestive of PML; wherein the fumarate is a dialkyl fumarate, a monoalkyl fumarate, a combination of a dialkyl fumarate and a monoalkyl fumarate, a prodrug of monoalkyl fumarate, a deuterated form of any of the foregoing, or a pharmaceutically acceptable salt, clathrate, solvate, tautomer, or stereoisomer of any of the foregoing, or a combination of any of the foregoing; with the proviso that ethyl hydrogen fumarate calcium salt, ethyl hydrogen fumarate magnesium salt, ethyl hydrogen fumarate zinc salt, and ethyl hydrogen fumarate copper salt are not present in the pharmaceutical composition.

[0061] Provided herein is a method of treating a patient with multiple sclerosis comprising (a) administering a pharmaceutical composition consisting essentially of dimethyl fumarate and/or monomethyl fumarate to the patient; and (b) monitoring the patient for a sign or symptom suggestive of PML in the patient.

[0062] Provided herein is a method of improving safety in treatment of a patient with multiple sclerosis comprising monitoring a patient with multiple sclerosis who is being treated

with a pharmaceutical composition consisting essentially of dimethyl fumarate and/or monomethyl fumarate for a sign or symptom suggestive of PML in the patient.

[0063] Provided herein is a method of treating a patient with multiple sclerosis comprising (a) administering a pharmaceutical composition consisting essentially of dimethyl fumarate and/or monomethyl fumarate to the patient; and (b) informing the patient that PML has occurred in a patient who received dimethyl fumarate.

[0064] Provided herein is a method of treating a patient with multiple sclerosis comprising (a) administering a pharmaceutical composition consisting essentially of dimethyl fumarate and/or monomethyl fumarate to the patient; and (b) instructing the patient of the importance of contacting the patient's doctor if the patient develops any symptoms suggestive of PML.

[0065] Provided herein is a method of improving safety in treatment of a patient with multiple sclerosis comprising informing a patient with multiple sclerosis who is being treated with a pharmaceutical composition consisting essentially of dimethyl fumarate and/or monomethyl fumarate that PML has occurred in a patient who received dimethyl fumarate.

[0066] Provided herein is a method of improving safety in treatment of a patient with multiple sclerosis comprising instructing a patient with multiple sclerosis who is being treated with a pharmaceutical composition consisting essentially of dimethyl fumarate and/or monomethyl fumarate of the importance of contacting the patient's doctor if the patient develops any symptoms suggestive of PML.

[0067] Provided herein is a method of treating a patient with multiple sclerosis comprising (a) administering a fumarate to the patient, wherein the fumarate is a dialkyl fumarate, a monoalkyl fumarate, a combination of a dialkyl fumarate and a monoalkyl fumarate, a prodrug of monoalkyl fumarate, a deuterated form of any of the foregoing, or a pharmaceutically acceptable salt, clathrate, solvate, tautomer, or stereoisomer of any of the foregoing, or a combination of any of the foregoing; and (b) obtaining a complete blood count including lymphocyte count after 6 months of repeated administering of said pharmaceutical composition to said patient, and every 6 to 12 months thereafter.

[0068] Provided herein is a method of treating a patient with multiple sclerosis comprising (a) administering a pharmaceutical composition comprising a fumarate to the patient; wherein the fumarate is a dialkyl fumarate, a monoalkyl fumarate, a combination of a dialkyl fumarate and a monoalkyl fumarate, a prodrug of monoalkyl fumarate, a deuterated form of any of the foregoing,

or a clathrate, solvate, tautomer, or stereoisomer of any of the foregoing, or a combination of any of the foregoing; with the proviso that a fumarate salt is not present in the pharmaceutical composition; and (b) obtaining a complete blood count including lymphocyte count after 6 months of repeated administering of said pharmaceutical composition to said patient, and every 6 to 12 months thereafter.

[0069] Provided herein is a method of treating a patient with multiple sclerosis comprising (a) administering a pharmaceutical composition comprising a fumarate to the patient; wherein the fumarate is a dialkyl fumarate, a monoalkyl fumarate, a combination of a dialkyl fumarate and a monoalkyl fumarate, a prodrug of monoalkyl fumarate, a deuterated form of any of the foregoing, or a pharmaceutically acceptable salt, clathrate, solvate, tautomer, or stereoisomer of any of the foregoing, or a combination of any of the foregoing; with the proviso that an ethyl hydrogen fumarate salt is not present in the pharmaceutical composition; and (b) obtaining a complete blood count including lymphocyte count after 6 months of repeated administering of said pharmaceutical composition to said patient, and every 6 to 12 months thereafter.

[0070] Provided herein is a method of treating a patient with multiple sclerosis comprising (a) administering a pharmaceutical composition comprising a fumarate to the patient; wherein the fumarate is a dialkyl fumarate, a monoalkyl fumarate, a combination of a dialkyl fumarate and a monoalkyl fumarate, a prodrug of monoalkyl fumarate, a deuterated form of any of the foregoing, or a pharmaceutically acceptable salt, clathrate, solvate, tautomer, or stereoisomer of any of the foregoing, or a combination of any of the foregoing; with the proviso that ethyl hydrogen fumarate calcium salt, ethyl hydrogen fumarate magnesium salt, ethyl hydrogen fumarate zinc salt, and ethyl hydrogen fumarate copper salt are not present in the pharmaceutical composition; and (b) obtaining a complete blood count including lymphocyte count after 6 months of repeated administering of said pharmaceutical composition to said patient, and every 6 to 12 months thereafter.

[0071] Provided herein is a method of treating a patient with multiple sclerosis comprising (a) administering a pharmaceutical composition consisting essentially of dimethyl fumarate and/or monomethyl fumarate to the patient; and (b) obtaining a complete blood count including lymphocyte count after 6 months of repeated administering of said pharmaceutical composition to said patient, and every 6 to 12 months thereafter.

[0072] In one embodiment, the method further comprises interrupting administering of said

pharmaceutical composition to said patient when the patient has a lymphocyte count less than $0.5 \times 10^9/L$ persisting for more than six months.

[0073] In one embodiment, the method further comprises measuring lymphocyte count in said patient until lymphopenia is resolved in said patient.

[0074] Provided herein is a method of treating a patient with multiple sclerosis comprising (a) prior to initiating treatment of the patient with a pharmaceutical composition comprising a fumarate: (i) performing a complete blood count including lymphocyte count; and (ii) if the lymphocyte count is found to be below the normal range, considering alternative causes of lymphopenia, and taking corrective measures as appropriate regarding said alternative causes; and (b) administering said pharmaceutical composition to the patient, wherein the fumarate is a dialkyl fumarate, a monoalkyl fumarate, a combination of a dialkyl fumarate and a monoalkyl fumarate, a prodrug of monoalkyl fumarate, a deuterated form of any of the foregoing, or a pharmaceutically acceptable salt, clathrate, solvate, tautomer, or stereoisomer of any of the foregoing, or a combination of any of the foregoing.

[0075] Provided herein is a method of treating a patient with multiple sclerosis comprising (a) repeatedly administering a pharmaceutical composition comprising a fumarate to the patient; wherein the fumarate is a dialkyl fumarate, a monoalkyl fumarate, a combination of a dialkyl fumarate and a monoalkyl fumarate, a prodrug of monoalkyl fumarate, a deuterated form of any of the foregoing, or a pharmaceutically acceptable salt, clathrate, solvate, tautomer, or stereoisomer of any of the foregoing, or a combination of any of the foregoing; and (b) obtaining a complete blood count including lymphocyte count every 3 months after starting therapy of said patient with said pharmaceutical composition.

[0076] Provided herein is a method of treating a patient with multiple sclerosis comprising (a) administering a pharmaceutical composition comprising a fumarate to the patient; wherein the fumarate is a dialkyl fumarate, a monoalkyl fumarate, a combination of a dialkyl fumarate and a monoalkyl fumarate, a prodrug of monoalkyl fumarate, a deuterated form of any of the foregoing, or a pharmaceutically acceptable salt, clathrate, solvate, tautomer, or stereoisomer of any of the foregoing, or a combination of any of the foregoing; and (b) monitoring the patient closely for signs or symptoms of appearance of new neurological dysfunction if the patient experiences lymphopenia after administering of said pharmaceutical composition.

[0077] Provided herein is a method of improving safety in treatment of a patient with

multiple sclerosis comprising monitoring a patient with multiple sclerosis who is being treated with a pharmaceutical composition comprising a fumarate, and who experiences lymphopenia, for signs or symptoms of appearance of new neurological dysfunction; wherein the fumarate is a dialkyl fumarate, a monoalkyl fumarate, a combination of a dialkyl fumarate and a monoalkyl fumarate, a prodrug of monoalkyl fumarate, a deuterated form of any of the foregoing, or a pharmaceutically acceptable salt, clathrate, solvate, tautomer, or stereoisomer of any of the foregoing, or a combination of any of the foregoing.

[0078] Provided herein is a method of treating multiple sclerosis in a patient who is being treated with a multiple sclerosis disease-modifying therapy other than a pharmaceutical composition comprising a fumarate; wherein the fumarate is a dialkyl fumarate, a monoalkyl fumarate, a combination of a dialkyl fumarate and a monoalkyl fumarate, a prodrug of monoalkyl fumarate, a deuterated form of any of the foregoing, or a pharmaceutically acceptable salt, clathrate, solvate, tautomer, or stereoisomer of any of the foregoing, or a combination of any of the foregoing; said method comprising the following steps in the stated order: (a) stopping administration of said multiple sclerosis disease-modifying therapy to said patient; (b) considering the half-life and mode of action of said multiple sclerosis disease-modifying therapy in order to avoid an additive immune effect whilst at the same time minimizing the risk of disease reactivation; and (c) administering the pharmaceutical composition comprising the fumarate to the patient.

[0079] Provided herein is a method of treating multiple sclerosis in a patient who is being treated with interferon or glatiramer acetate, said method comprising (a) discontinuing administration of interferon or glatiramer acetate to the patient; and (b) immediately after said discontinuing, starting administering to the patient of a pharmaceutical composition comprising a fumarate; wherein the fumarate is a dialkyl fumarate, a monoalkyl fumarate, a combination of a dialkyl fumarate and a monoalkyl fumarate, a prodrug of monoalkyl fumarate, a deuterated form of any of the foregoing, or a pharmaceutically acceptable salt, clathrate, solvate, tautomer, or stereoisomer of any of the foregoing, or a combination of any of the foregoing.

[0080] Provided herein is a method of treating a patient with multiple sclerosis comprising (a) administering a pharmaceutical composition comprising a fumarate to the patient; wherein the fumarate is a dialkyl fumarate, a monoalkyl fumarate, a combination of a dialkyl fumarate and a monoalkyl fumarate, a prodrug of monoalkyl fumarate, a deuterated form of any of the foregoing,

or a pharmaceutically acceptable salt, clathrate, solvate, tautomer, or stereoisomer of any of the foregoing, or a combination of any of the foregoing; and (b) prior to the initial administering of the pharmaceutical composition comprising the fumarate to the patient, and periodically during treatment of said patient with said pharmaceutical composition comprising the fumarate, having a blood test done to count the number of white blood cells in the patient; and (c) considering stopping said treatment with said pharmaceutical composition comprising the fumarate if the number of white blood cells decreases during said treatment.

[0081] Provided herein is a method of treating a patient with multiple sclerosis comprising (a) prior to initiating treatment of the patient with a pharmaceutical composition comprising a fumarate: (i) performing a complete blood count including lymphocyte count; and (ii) if the lymphocyte count is found to be below the normal range, considering alternative causes of lymphopenia, and taking corrective measures as appropriate regarding said alternative causes; and (b) administering said pharmaceutical composition to the patient, wherein the fumarate is a dialkyl fumarate, a monoalkyl fumarate, a combination of a dialkyl fumarate and a monoalkyl fumarate, a prodrug of monoalkyl fumarate, a deuterated form of any of the foregoing, or a clathrate, solvate, tautomer, or stereoisomer of any of the foregoing, or a combination of any of the foregoing; with the proviso that a fumarate salt is not present in the pharmaceutical composition.

[0082] Provided herein is a method of treating a patient with multiple sclerosis comprising (a) repeatedly administering a pharmaceutical composition comprising a fumarate to the patient; wherein the fumarate is a dialkyl fumarate, a monoalkyl fumarate, a combination of a dialkyl fumarate and a monoalkyl fumarate, a prodrug of monoalkyl fumarate, a deuterated form of any of the foregoing, or a clathrate, solvate, tautomer, or stereoisomer of any of the foregoing, or a combination of any of the foregoing; with the proviso that a fumarate salt is not present in the pharmaceutical composition; and (b) obtaining a complete blood count including lymphocyte count every 3 months after starting therapy of said patient with said pharmaceutical composition.

[0083] Provided herein is a method of treating a patient with multiple sclerosis comprising (a) administering a pharmaceutical composition comprising a fumarate to the patient; wherein the fumarate is a dialkyl fumarate, a monoalkyl fumarate, a combination of a dialkyl fumarate and a monoalkyl fumarate, a prodrug of monoalkyl fumarate, a deuterated form of any of the foregoing, or a clathrate, solvate, tautomer, or stereoisomer of any of the foregoing, or a combination of any

of the foregoing; with the proviso that a fumarate salt is not present in the pharmaceutical composition; and (b) monitoring the patient closely for signs or symptoms of appearance of new neurological dysfunction if the patient experiences lymphopenia after administering of said pharmaceutical composition.

[0084] Provided herein is a method of improving safety in treatment of a patient with multiple sclerosis comprising monitoring a patient with multiple sclerosis who is being treated with a pharmaceutical composition comprising a fumarate, and who experiences lymphopenia, for signs or symptoms of appearance of new neurological dysfunction; wherein the fumarate is a dialkyl fumarate, a monoalkyl fumarate, a combination of a dialkyl fumarate and a monoalkyl fumarate, a prodrug of monoalkyl fumarate, a deuterated form of any of the foregoing, or a clathrate, solvate, tautomer, or stereoisomer of any of the foregoing, or a combination of any of the foregoing; with the proviso that a fumarate salt is not present in the pharmaceutical composition.

[0085] Provided herein is a method of treating multiple sclerosis in a patient who is being treated with a multiple sclerosis disease-modifying therapy other than a pharmaceutical composition comprising a fumarate; wherein the fumarate is a dialkyl fumarate, a monoalkyl fumarate, a combination of a dialkyl fumarate and a monoalkyl fumarate, a prodrug of monoalkyl fumarate, a deuterated form of any of the foregoing, or a clathrate, solvate, tautomer, or stereoisomer of any of the foregoing, or a combination of any of the foregoing; with the proviso that a fumarate salt is not present in the pharmaceutical composition; said method comprising the following steps in the stated order: (a) stopping administration of said multiple sclerosis disease-modifying therapy to said patient; (b) considering the half-life and mode of action of said multiple sclerosis disease-modifying therapy in order to avoid an additive immune effect whilst at the same time minimizing the risk of disease reactivation; and (c) administering the pharmaceutical composition comprising the fumarate to the patient.

[0086] Provided herein is a method of treating multiple sclerosis in a patient who is being treated with interferon or glatiramer acetate, said method comprising (a) discontinuing administration of interferon or glatiramer acetate to the patient; and (b) immediately after said discontinuing, starting administering to the patient of a pharmaceutical composition comprising a fumarate; wherein the fumarate is a dialkyl fumarate, a monoalkyl fumarate, a combination of a dialkyl fumarate and a monoalkyl fumarate, a prodrug of monoalkyl fumarate, a deuterated form

of any of the foregoing, or a clathrate, solvate, tautomer, or stereoisomer of any of the foregoing, or a combination of any of the foregoing; with the proviso that a fumarate salt is not present in the pharmaceutical composition.

[0087] Provided herein is a method of treating a patient with multiple sclerosis comprising (a) administering a pharmaceutical composition comprising a fumarate to the patient; wherein the fumarate is a dialkyl fumarate, a monoalkyl fumarate, a combination of a dialkyl fumarate and a monoalkyl fumarate, a prodrug of monoalkyl fumarate, a deuterated form of any of the foregoing, or a clathrate, solvate, tautomer, or stereoisomer of any of the foregoing, or a combination of any of the foregoing; with the proviso that a fumarate salt is not present in the pharmaceutical composition; and (b) prior to the initial administering of the pharmaceutical composition comprising the fumarate to the patient, and periodically during treatment of said patient with said pharmaceutical composition comprising the fumarate, having a blood test done to count the number of white blood cells in the patient; and (c) considering stopping said treatment with said pharmaceutical composition comprising the fumarate if the number of white blood cells decreases during said treatment.

[0088] Provided herein is a A method of treating a patient with multiple sclerosis comprising (a) prior to initiating treatment of the patient with a pharmaceutical composition comprising a fumarate: (i) performing a complete blood count including lymphocyte count; and (ii) if the lymphocyte count is found to be below the normal range, considering alternative causes of lymphopenia, and taking corrective measures as appropriate regarding said alternative causes; and (b) administering said pharmaceutical composition to the patient, wherein the fumarate is a dialkyl fumarate, a monoalkyl fumarate, a combination of a dialkyl fumarate and a monoalkyl fumarate, a prodrug of monoalkyl fumarate, a deuterated form of any of the foregoing, or a pharmaceutically acceptable salt, clathrate, solvate, tautomer, or stereoisomer of any of the foregoing, or a combination of any of the foregoing; with the proviso that an ethyl hydrogen fumarate salt is not present in the pharmaceutical composition.

[0089] Provided herein is a method of treating a patient with multiple sclerosis comprising (a) repeatedly administering a pharmaceutical composition comprising a fumarate to the patient; wherein the fumarate is a dialkyl fumarate, a monoalkyl fumarate, a combination of a dialkyl fumarate and a monoalkyl fumarate, a prodrug of monoalkyl fumarate, a deuterated form of any of the foregoing, or a pharmaceutically acceptable salt, clathrate, solvate, tautomer, or

stereoisomer of any of the foregoing, or a combination of any of the foregoing; with the proviso that an ethyl hydrogen fumarate salt is not present in the pharmaceutical composition; and (b) obtaining a complete blood count including lymphocyte count every 3 months after starting therapy of said patient with said pharmaceutical composition.

[0090] Provided herein is a method of treating a patient with multiple sclerosis comprising (a) administering a pharmaceutical composition comprising a fumarate to the patient; wherein the fumarate is a dialkyl fumarate, a monoalkyl fumarate, a combination of a dialkyl fumarate and a monoalkyl fumarate, a prodrug of monoalkyl fumarate, a deuterated form of any of the foregoing, or a pharmaceutically acceptable salt, clathrate, solvate, tautomer, or stereoisomer of any of the foregoing, or a combination of any of the foregoing; with the proviso that an ethyl hydrogen fumarate salt is not present in the pharmaceutical composition; and (b) monitoring the patient closely for signs or symptoms of appearance of new neurological dysfunction if the patient experiences lymphopenia after administering of said pharmaceutical composition.

[0091] Provided herein is a method of improving safety in treatment of a patient with multiple sclerosis comprising monitoring a patient with multiple sclerosis who is being treated with a pharmaceutical composition comprising a fumarate, and who experiences lymphopenia, for signs or symptoms of appearance of new neurological dysfunction; wherein the fumarate is a dialkyl fumarate, a monoalkyl fumarate, a combination of a dialkyl fumarate and a monoalkyl fumarate, a prodrug of monoalkyl fumarate, a deuterated form of any of the foregoing, or a pharmaceutically acceptable salt, clathrate, solvate, tautomer, or stereoisomer of any of the foregoing, or a combination of any of the foregoing; with the proviso that an ethyl hydrogen fumarate salt is not present in the pharmaceutical composition.

[0092] Provided herein is a method of treating multiple sclerosis in a patient who is being treated with a multiple sclerosis disease-modifying therapy other than a pharmaceutical composition comprising a fumarate; wherein the fumarate is a dialkyl fumarate, a monoalkyl fumarate, a combination of a dialkyl fumarate and a monoalkyl fumarate, a prodrug of monoalkyl fumarate, a deuterated form of any of the foregoing, or a pharmaceutically acceptable salt, clathrate, solvate, tautomer, or stereoisomer of any of the foregoing, or a combination of any of the foregoing; with the proviso that an ethyl hydrogen fumarate salt is not present in the pharmaceutical composition; said method comprising the following steps in the stated order: (a) stopping administration of said multiple sclerosis disease-modifying therapy to said patient; (b)

considering the half-life and mode of action of said multiple sclerosis disease-modifying therapy in order to avoid an additive immune effect whilst at the same time minimizing the risk of disease reactivation; and (c) administering the pharmaceutical composition comprising the fumarate to the patient.

[0093] Provided herein is a method of treating multiple sclerosis in a patient who is being treated with interferon or glatiramer acetate, said method comprising (a) discontinuing administration of interferon or glatiramer acetate to the patient; and (b) immediately after said discontinuing, starting administering to the patient of a pharmaceutical composition comprising a fumarate; wherein the fumarate is a dialkyl fumarate, a monoalkyl fumarate, a combination of a dialkyl fumarate and a monoalkyl fumarate, a prodrug of monoalkyl fumarate, a deuterated form of any of the foregoing, or a pharmaceutically acceptable salt, clathrate, solvate, tautomer, or stereoisomer of any of the foregoing, or a combination of any of the foregoing; with the proviso that an ethyl hydrogen fumarate salt is not present in the pharmaceutical composition.

[0094] Provided herein is a A method of treating a patient with multiple sclerosis comprising (a) administering a pharmaceutical composition comprising a fumarate to the patient; wherein the fumarate is a dialkyl fumarate, a monoalkyl fumarate, a combination of a dialkyl fumarate and a monoalkyl fumarate, a prodrug of monoalkyl fumarate, a deuterated form of any of the foregoing, or a pharmaceutically acceptable salt, clathrate, solvate, tautomer, or stereoisomer of any of the foregoing, or a combination of any of the foregoing; with the proviso that an ethyl hydrogen fumarate salt is not present in the pharmaceutical composition; and (b) prior to the initial administering of the pharmaceutical composition comprising the fumarate to the patient, and periodically during treatment of said patient with said pharmaceutical composition comprising the fumarate, having a blood test done to count the number of white blood cells in the patient; and (c) considering stopping said treatment with said pharmaceutical composition comprising the fumarate if the number of white blood cells decreases during said treatment.

[0095] Provided herein is a method of treating a patient with multiple sclerosis comprising (a) prior to initiating treatment of the patient with a pharmaceutical composition comprising a fumarate: (i) performing a complete blood count including lymphocyte count; and (ii) if the lymphocyte count is found to be below the normal range, considering alternative causes of lymphopenia, and taking corrective measures as appropriate regarding said alternative causes; and (b) administering said pharmaceutical composition to the patient, wherein the fumarate is a

dialkyl fumarate, a monoalkyl fumarate, a combination of a dialkyl fumarate and a monoalkyl fumarate, a prodrug of monoalkyl fumarate, a deuterated form of any of the foregoing, or a pharmaceutically acceptable salt, clathrate, solvate, tautomer, or stereoisomer of any of the foregoing, or a combination of any of the foregoing; with the proviso that ethyl hydrogen fumarate calcium salt, ethyl hydrogen fumarate magnesium salt, ethyl hydrogen fumarate zinc salt, and ethyl hydrogen fumarate copper salt are not present in the pharmaceutical composition.

[0096] Provided herein is a method of treating a patient with multiple sclerosis comprising (a) repeatedly administering a pharmaceutical composition comprising a fumarate to the patient; wherein the fumarate is a dialkyl fumarate, a monoalkyl fumarate, a combination of a dialkyl fumarate and a monoalkyl fumarate, a prodrug of monoalkyl fumarate, a deuterated form of any of the foregoing, or a pharmaceutically acceptable salt, clathrate, solvate, tautomer, or stereoisomer of any of the foregoing, or a combination of any of the foregoing; with the proviso that ethyl hydrogen fumarate calcium salt, ethyl hydrogen fumarate magnesium salt, ethyl hydrogen fumarate zinc salt, and ethyl hydrogen fumarate copper salt are not present in the pharmaceutical composition; and (b) obtaining a complete blood count including lymphocyte count every 3 months after starting therapy of said patient with said pharmaceutical composition.

[0097] Provided herein is a method of treating a patient with multiple sclerosis comprising (a) administering a pharmaceutical composition comprising a fumarate to the patient; wherein the fumarate is a dialkyl fumarate, a monoalkyl fumarate, a combination of a dialkyl fumarate and a monoalkyl fumarate, a prodrug of monoalkyl fumarate, a deuterated form of any of the foregoing, or a pharmaceutically acceptable salt, clathrate, solvate, tautomer, or stereoisomer of any of the foregoing, or a combination of any of the foregoing; with the proviso that ethyl hydrogen fumarate calcium salt, ethyl hydrogen fumarate magnesium salt, ethyl hydrogen fumarate zinc salt, and ethyl hydrogen fumarate copper salt are not present in the pharmaceutical composition; and (b) monitoring the patient closely for signs or symptoms of appearance of new neurological dysfunction if the patient experiences lymphopenia after administering of said pharmaceutical composition.

[0098] Provided herein is a method of improving safety in treatment of a patient with multiple sclerosis comprising monitoring a patient with multiple sclerosis who is being treated with a pharmaceutical composition comprising a fumarate, and who experiences lymphopenia, for signs or symptoms of appearance of new neurological dysfunction; wherein the fumarate is a

dialkyl fumarate, a monoalkyl fumarate, a combination of a dialkyl fumarate and a monoalkyl fumarate, a prodrug of monoalkyl fumarate, a deuterated form of any of the foregoing, or a pharmaceutically acceptable salt, clathrate, solvate, tautomer, or stereoisomer of any of the foregoing, or a combination of any of the foregoing; with the proviso that ethyl hydrogen fumarate calcium salt, ethyl hydrogen fumarate magnesium salt, ethyl hydrogen fumarate zinc salt, and ethyl hydrogen fumarate copper salt are not present in the pharmaceutical composition.

[0099] Provided herein is a method of treating multiple sclerosis in a patient who is being treated with a multiple sclerosis disease-modifying therapy other than a pharmaceutical composition comprising a fumarate; wherein the fumarate is a dialkyl fumarate, a monoalkyl fumarate, a combination of a dialkyl fumarate and a monoalkyl fumarate, a prodrug of monoalkyl fumarate, a deuterated form of any of the foregoing, or a pharmaceutically acceptable salt, clathrate, solvate, tautomer, or stereoisomer of any of the foregoing, or a combination of any of the foregoing; with the proviso that ethyl hydrogen fumarate calcium salt, ethyl hydrogen fumarate magnesium salt, ethyl hydrogen fumarate zinc salt, and ethyl hydrogen fumarate copper salt are not present in the pharmaceutical composition; said method comprising the following steps in the stated order: (a) stopping administration of said multiple sclerosis disease-modifying therapy to said patient; (b) considering the half-life and mode of action of said multiple sclerosis disease-modifying therapy in order to avoid an additive immune effect whilst at the same time minimizing the risk of disease reactivation; and (c) administering the pharmaceutical composition comprising the fumarate to the patient.

[00100] Provided herein is a method of treating multiple sclerosis in a patient who is being treated with interferon or glatiramer acetate, said method comprising (a) discontinuing administration of interferon or glatiramer acetate to the patient; and (b) immediately after said discontinuing, starting administering to the patient of a pharmaceutical composition comprising a fumarate; wherein the fumarate is a dialkyl fumarate, a monoalkyl fumarate, a combination of a dialkyl fumarate and a monoalkyl fumarate, a prodrug of monoalkyl fumarate, a deuterated form of any of the foregoing, or a pharmaceutically acceptable salt, clathrate, solvate, tautomer, or stereoisomer of any of the foregoing, or a combination of any of the foregoing; with the proviso that ethyl hydrogen fumarate calcium salt, ethyl hydrogen fumarate magnesium salt, ethyl hydrogen fumarate zinc salt, and ethyl hydrogen fumarate copper salt are not present in the pharmaceutical composition.

[00101] Provided herein is a method of treating a patient with multiple sclerosis comprising (a) administering a pharmaceutical composition comprising a fumarate to the patient; wherein the fumarate is a dialkyl fumarate, a monoalkyl fumarate, a combination of a dialkyl fumarate and a monoalkyl fumarate, a prodrug of monoalkyl fumarate, a deuterated form of any of the foregoing, or a pharmaceutically acceptable salt, clathrate, solvate, tautomer, or stereoisomer of any of the foregoing, or a combination of any of the foregoing; with the proviso that ethyl hydrogen fumarate calcium salt, ethyl hydrogen fumarate magnesium salt, ethyl hydrogen fumarate zinc salt, and ethyl hydrogen fumarate copper salt are not present in the pharmaceutical composition; and (b) prior to the initial administering of the pharmaceutical composition comprising the fumarate to the patient, and periodically during treatment of said patient with said pharmaceutical composition comprising the fumarate, having a blood test done to count the number of white blood cells in the patient; and (c) considering stopping said treatment with said pharmaceutical composition comprising the fumarate if the number of white blood cells decreases during said treatment.

[00102] Provided herein is a method of treating a patient with multiple sclerosis comprising (a) prior to initiating treatment of the patient with a pharmaceutical composition consisting essentially of dimethyl fumarate and/or monomethyl fumarate: (i) performing a complete blood count including lymphocyte count; and (ii) if the lymphocyte count is found to be below the normal range, considering alternative causes of lymphopenia, and taking corrective measures as appropriate regarding said alternative causes; and (b) administering said pharmaceutical composition to the patient.

[00103] Provided herein is a method of treating a patient with multiple sclerosis comprising (a) repeatedly administering a pharmaceutical composition consisting essentially of dimethyl fumarate and/or monomethyl fumarate to the patient; and (b) obtaining a complete blood count including lymphocyte count every 3 months after starting therapy of said patient with said pharmaceutical composition.

[00104] Provided herein is a method of treating a patient with multiple sclerosis comprising (a) administering a pharmaceutical composition consisting essentially of dimethyl fumarate and/or monomethyl fumarate to the patient; and (b) monitoring the patient closely for signs or symptoms of appearance of new neurological dysfunction if the patient experiences lymphopenia after administering of said pharmaceutical composition.

[00105] Provided herein is a method of improving safety in treatment of a patient with multiple sclerosis comprising monitoring a patient with multiple sclerosis who is being treated with a pharmaceutical composition consisting essentially of dimethyl fumarate and/or monomethyl fumarate, and who experiences lymphopenia, for signs or symptoms of appearance of new neurological dysfunction.

[00106] Provided herein is a method of treating multiple sclerosis in a patient who is being treated with a multiple sclerosis disease-modifying therapy other than a pharmaceutical composition consisting essentially of dimethyl fumarate and/or monomethyl fumarate; said method comprising the following steps in the stated order: (a) stopping administration of said multiple sclerosis disease-modifying therapy to said patient; (b) considering the half-life and mode of action of said multiple sclerosis disease-modifying therapy in order to avoid an additive immune effect whilst at the same time minimizing the risk of disease reactivation; and (c) administering the pharmaceutical composition consisting essentially of dimethyl fumarate and/or monomethyl fumarate.

[00107] Provided herein is a method of treating multiple sclerosis in a patient who is being treated with interferon or glatiramer acetate, said method comprising (a) discontinuing administration of interferon or glatiramer acetate to the patient; and (b) immediately after said discontinuing, starting administering a pharmaceutical composition consisting essentially of dimethyl fumarate and/or monomethyl fumarate to the patient.

[00108] Provided herein is a method of treating a patient with multiple sclerosis comprising (a) administering a pharmaceutical composition consisting essentially of dimethyl fumarate and/or monomethyl fumarate to the patient; and (b) prior to the initial administering of said pharmaceutical composition to the patient, and periodically during treatment of said patient with said pharmaceutical composition, having a blood test done to count the number of white blood cells in the patient; and (c) considering stopping said treatment with said pharmaceutical composition if the number of white blood cells decreases during said treatment.

[00109] In one embodiment, the method further comprises discontinuing administering of said pharmaceutical composition to said patient when the patient has a lymphocyte count less than $0.7 \times 10^9/L$ that is confirmed on repeat testing after 3 months.

[00110] In one embodiment, the signs or symptoms of appearance of new neurological dysfunction comprise motor dysfunction and cognitive or psychiatric symptoms.

[00111] In one embodiment, the method further comprises: if PML is suspected, withholding treatment with said pharmaceutical composition immediately and performing further evaluations.

[00112] In one embodiment, the method further comprises performing an MRI on the patient before said starting administering to the patient of the pharmaceutical composition comprising the fumarate.

3.1 Terminology

[00113] In order to provide a clear and consistent understanding of the specification and claims, the following definitions are provided:

[00114] The term “alkanediyl,” as used herein refers to linear or branched alkyl chains with, for example 1 to 6 carbon atoms. Representative examples of alkanediyl groups include, but are not limited to $-\text{CH}_2-$, $-(\text{CH}_2)_2-$, $-\text{CH}(\text{CH}_3)-$, $-(\text{CH}_2)_3-$, $-\text{CH}_2\text{CH}(\text{CH}_3)-$, $-\text{CH}(\text{CH}_3)\text{CH}_2-$, $-\text{CH}(\text{C}_2\text{H}_5)-$, $-\text{C}(\text{CH}_3)_2-$, $-(\text{CH}_2)_4-$, $-(\text{CH}_2)_2\text{CH}(\text{CH}_3)-$, $-\text{CH}_2\text{CH}(\text{CH}_3)\text{CH}_2-$, $-\text{CH}(\text{CH}_3)(\text{CH}_2)_2-$, $-\text{CH}(\text{C}_2\text{H}_5)\text{CH}_2-$, $-\text{CH}_2\text{CH}(\text{C}_2\text{H}_5)-$, $-\text{C}(\text{CH}_3)_2\text{CH}_2-$, $-\text{CH}_2\text{C}(\text{CH}_3)_2-$, $-\text{CH}(\text{CH}_3)\text{CH}(\text{CH}_3)-$, $-\text{CH}(\text{C}_3\text{H}_7)-$, $-(\text{CH}_2)_5-$, $-(\text{CH}_2)_3\text{CH}(\text{CH}_3)-$, $-(\text{CH}_2)_2\text{CH}(\text{CH}_3)\text{CH}_2-$, $-\text{CH}_2\text{CHCH}_3(\text{CH}_2)_2-$, $-\text{CH}_2\text{C}(\text{CH}_3)_2\text{CH}_2-$, $-(\text{CH}_2)_2\text{C}(\text{CH}_3)_2-$, $-(\text{CH}_2)_6-$, $-(\text{CH}_2)_4\text{CH}(\text{CH}_3)-$, $-(\text{CH}_2)_3\text{CH}(\text{CH}_3)\text{CH}_2-$, $-\text{CH}_2\text{CHCH}_3(\text{CH}_2)_3-$, $-(\text{CH}_2)_3\text{C}(\text{CH}_3)_2-$, and $-(\text{CH}_2)_2\text{C}(\text{CH}_3)_2\text{CH}_2-$.

[00115] The term “alkenyl,” as used herein, refers to a monovalent straight or branched chain hydrocarbon having from two to six carbons and at least one carbon-carbon double bond. Representative examples of alkenyl groups include, but are not limited to, $-\text{CH}=\text{CH}_2$, $-\text{CH}=\text{CH}-\text{CH}_3$, $-\text{CH}_2-\text{CH}=\text{CH}-\text{CH}_3$, or $-\text{CH}(\text{CH}_3)-\text{CH}=\text{CH}-\text{CH}_3$.

[00116] The term “alkyl,” as used herein, refers to a fully saturated branched or unbranched hydrocarbon moiety. In one embodiment, the alkyl comprises 1 to 20 carbon atoms, 1 to 16 carbon atoms, 1 to 10 carbon atoms, 1 to 6 carbon atoms, or 1 to 4 carbon atoms. Representative examples of alkyl groups include, but are not limited to, methyl, ethyl, n-propyl, iso-propyl, n-butyl, sec-butyl, iso-butyl, tert-butyl, n-pentyl, isopentyl, neopentyl, n-hexyl, 3-methylhexyl, 2,2-dimethylpentyl, 2,3-dimethylpentyl, n-heptyl, n-octyl, n-nonyl, or n-decyl.

[00117] The term “alkynyl,” as used herein, refers to a monovalent straight or branched chain hydrocarbon having from two to six carbons and at least one carbon-carbon triple bond. Representative examples of alkynyl groups include, but are not limited to, 2-propynyl, 3-butynyl,

2-butynyl, 4-pentynyl, 3-pentynyl.

[00118] The term “aryl,” as used herein, refers to monocyclic, bicyclic or tricyclic aromatic hydrocarbon groups having, for example, from 5 to 14 carbon atoms in the ring portion. In one embodiment, the aryl refers to monocyclic and bicyclic aromatic hydrocarbon groups having from 6 to 10 carbon atoms. Representative examples of aryl groups include, but are not limited to, phenyl, naphthyl, fluorenyl, and anthracenyl.

[00119] The term “arylalkyl,” as used herein, refers to an acyclic alkyl group in which one of the hydrogen atoms bonded to a carbon atom, typically a terminal or sp^3 carbon atom, is replaced with an aryl group. Representative examples of arylalkyl groups include, but are not limited to, benzyl, 2-phenylethan-1-yl, naphthylmethyl, 2-naphthylethan-1-yl, naphthobenzyl, or 2-naphthophenylethan-1-yl. In certain embodiments, an arylalkyl group is C_{7-30} arylalkyl, *e.g.*, the alkyl moiety of the arylalkyl group is C_{1-10} and the aryl moiety is C_{6-20} . In certain embodiments, an arylalkyl group is C_{6-18} arylalkyl, *e.g.*, the alkyl moiety of the arylalkyl group is C_{1-8} and the aryl moiety is C_{6-10} . In certain embodiments, the arylalkyl group is C_{7-12} arylalkyl.

[00120] The term “alkyl linker,” as used herein, refers to C_1 , C_2 , C_3 , C_4 , C_5 or C_6 straight chain (linear) saturated aliphatic hydrocarbon groups and C_3 , C_4 , C_5 or C_6 branched saturated aliphatic hydrocarbon groups. In one embodiment, a C_{1-6} alkyl linker is a C_1 , C_2 , C_3 , C_4 , C_5 , or C_6 alkyl linker group. Representative examples of alkyl linkers include, but are not limited to, moieties having from one to six carbon atoms, such as, methyl ($-CH_2-$), ethyl ($-CH_2CH_2-$), n-propyl ($-CH_2CH_2CH_2-$), i-propyl ($-CHCH_3CH_2-$), n-butyl ($-CH_2CH_2CH_2CH_2-$), s-butyl ($-CHCH_3CH_2CH_2-$), i-butyl ($-C(CH_3)_2CH_2-$), n-pentyl ($-CH_2CH_2CH_2CH_2CH_2-$), s-pentyl ($-CHCH_3CH_2CH_2CH_2-$), or n-hexyl ($-CH_2CH_2CH_2CH_2CH_2CH_2-$). The term “substituted alkyl linker” refers to alkyl linkers having substituents replacing one or more hydrogen atoms on one or more carbons of the hydrocarbon backbone. Such substituents do not alter the sp^3 -hybridization of the carbon atom to which they are attached and include those substituents listed below in the definition of the term “substituted.”

[00121] The term “carbocycle,” as used herein, refers to any stable monocyclic, bicyclic or tricyclic ring having the specified number of carbons, any of which may be saturated or unsaturated. In one embodiment, a C_{3-14} carbocycle is intended to include a monocyclic, bicyclic, tricyclic, or spirocyclic (mono- or polycyclic) ring having 3, 4, 5, 6, 7, 8, 9, 10, 11, 12, 13, or 14 carbon atoms. Representative examples of carbocycles include, but are not limited to,

cyclopropyl, cyclobutyl, cyclobutenyl, cyclopentyl, cyclopentenyl, cyclohexyl, cycloheptenyl, cycloheptyl, cycloheptenyl, adamantyl, cyclooctyl, cyclooctenyl, cyclooctadienyl, fluorenyl, phenyl, naphthyl, indanyl, adamantly, tetrahydronaphthyl, octahydropentalene, octahydro-1H-indene, bicyclo[2.2.2]octane, spiro[3.4]octane, spiro[4.5]decane, spiro[4.5]deca-1,6-diene, and dispiro[2.2.4.2]dodecane. In one embodiment, the bridge linking to non-adjacent carbon atoms to form a tricyclic ring is a C₁ or C₂ bridge. When a ring is bridged, the substituents recited for the ring may also be present on the bridge.

[00122] The term “cycloalkyl,” as used herein, refers to a saturated or partially unsaturated cyclic alkyl group. Representative examples of cycloalkyl groups include, but are not limited to, cyclopropane, cyclobutane, cyclopentane, or cyclohexane. In one embodiment, a cycloalkyl group is C₃₋₁₅ cycloalkyl, C₃₋₁₂ cycloalkyl, or C₃₋₈ cycloalkyl.

[00123] The term “cycloalkylalkyl,” as used herein, refers to an acyclic alkyl group in which one of the hydrogen atoms bonded to a carbon atom, typically a terminal or sp³ carbon atom, is replaced with a cycloalkyl group. In certain embodiments, a cycloalkylalkyl group is C₄₋₃₀ cycloalkylalkyl, and, for example, the alkyl moiety of the cycloalkylalkyl group is C₁₋₁₀ and the cycloalkyl moiety is C₃₋₂₀. In another embodiment, a cycloalkylalkyl group is C₃₋₂₀ cycloalkylalkyl, and, for example, the alkyl moiety of the cycloalkylalkyl group is C₁₋₈ and the cycloalkyl moiety is C₃₋₁₂. In a particular embodiment, a cycloalkylalkyl group is C₄₋₁₂ cycloalkylalkyl.

[00124] The term “deuterium enrichment factor”, as used herein, refers to the ratio between the isotopic abundance and the natural abundance of deuterium in a given sample of a compound.

[00125] The term “deuterium incorporation percentage,” as used herein, refers to the percentage of the molecules having deuterium at a particular position in a given sample of a compound out of the total amount of the molecules including deuterated and non-deuterated.

[00126] The terms “deuterated methyl” and “deuterated ethyl,” as used herein, refer to a methyl group and ethyl group, respectively, that contains at least one deuterium atom. Examples of deuterated methyl include -CDH₂, -CD₂H, and -CD₃. Examples of deuterated ethyl include, but are not limited to, -CHDCH₃, -CD₂CH₃, -CHDCDH₂, -CH₂CD₃.

[00127] The term “halogen,” as used herein, refers to fluoro, chloro, bromo, or iodo.

[00128] The term “heteroalkyl,” as used herein, by itself or as part of another substituent

refers to an alkyl group in which one or more of the carbon atoms (and certain associated hydrogen atoms) are independently replaced with heteroatomic groups. Examples of heteroatomic groups include, but are not limited to, -O-, -S-, -O-O-, -S-S-, -O-S-, -NR', =N-N=, -N=N-, -N=N-NR'-, -PR'-, -P(O)₂-, -POR'-, -O-P(O)₂-, -SO-, -SO₂-, and -Sn(R')₂-, where each R' is independently hydrogen, C₁₋₆ alkyl, substituted C₁₋₆ alkyl, C₆₋₁₂ aryl, substituted C₆₋₁₂ aryl, C₇₋₁₈ arylalkyl, substituted C₇₋₁₈ arylalkyl, C₃₋₇ cycloalkyl, substituted C₃₋₇ cycloalkyl, C₃₋₇ heterocycloalkyl, substituted C₃₋₇ heterocycloalkyl, C₁₋₆ heteroalkyl, substituted C₁₋₆ heteroalkyl, C₆₋₁₂ heteroaryl, substituted C₆₋₁₂ heteroaryl, C₇₋₁₈ heteroarylalkyl, or substituted C₇₋₁₈ heteroarylalkyl. In one embodiment, a C₁₋₆ heteroalkyl, means, for example, a C₁₋₆ alkyl group in which at least one of the carbon atoms (and certain associated hydrogen atoms) is replaced with a heteroatom. In a particular embodiment, a C₁₋₆ heteroalkyl, for example, includes groups having five carbon atoms and one heteroatom, groups having four carbon atoms and two heteroatoms, etc. In one embodiment, each R' is independently hydrogen or C₁₋₃ alkyl. In another embodiment, a heteroatomic group is -O-, -S-, -NH-, -N(CH₃)-, or -SO₂-. In a specific embodiment, the heteroatomic group is -O-.

[00129] The term “heteroaryl,” as used herein, refers to, for example, a 5-14 membered monocyclic-, bicyclic-, or tricyclic-ring system, having 1 to 10 heteroatoms independently selected from N, O, or S, wherein N and S can be optionally oxidized to various oxidation states, and wherein at least one ring in the ring system is aromatic. In one embodiment, the heteroaryl is monocyclic and has 5 or 6 ring members. Representative examples of monocyclic heteroaryl groups include, but are not limited to, pyridyl, thienyl, furanyl, pyrrolyl, pyrazolyl, imidazolyl, oxazolyl, isoxazolyl, thiazolyl, isothiazolyl, triazolyl, oxadiazolyl, thiadiazolyl and tetrazolyl. In another embodiment, the heteroaryl is bicyclic and has from 8 to 10 ring members. Representative examples of bicyclic heteroaryl groups include indolyl, benzofuranyl, quinolyl, isoquinolyl, indazolyl, indolyl, isoindolyl, indolizyl, benzamidazolyl, quinolyl, 5,6,7,8-tetrahydroquinoline, and 6,7-dihydro-5H-pyrrolo[3,2-d]pyrimidine.

[00130] The term “heteroarylalkyl,” as used herein, refers to an acyclic alkyl group in which one of the hydrogen atoms bonded to a carbon atom, typically a terminal or sp³ carbon atom, is replaced with a heteroaryl group. In certain embodiments, a heteroarylalkyl group is C₇₋₁₂ heteroarylalkyl, and, for example, the alkyl moiety of the heteroarylalkyl group is C₁₋₂ and the heteroaryl moiety is C₆₋₁₀.

[00131] The term “heterocycle,” as used herein, refers to any ring structure (saturated or partially unsaturated) which contains at least one ring heteroatom (*e.g.*, N, O or S). Examples of heterocycles include, but are not limited to, morpholine, pyrrolidine, tetrahydrothiophene, piperidine, piperazine and tetrahydrofuran.

[00132] The term “heterocycloalkyl,” as used herein, refers to a saturated or unsaturated cyclic alkyl group in which one or more carbon atoms (and certain associated hydrogen atoms) are independently replaced with one or more heteroatoms; or to a parent aromatic ring system in which one or more carbon atoms (and certain associated hydrogen atoms) are independently replaced with one or more heteroatoms such that the ring system no longer contains at least one aromatic ring. Representative examples of heteroatoms to replace the carbon atom(s) include, but are not limited to, N, P, O, S, and Si. Representative examples of heterocycloalkyl groups include, but are not limited to, epoxides, azirines, thiuranes, imidazolidine, morpholine, piperazine, piperidine, pyrazolidine, pyrrolidine, and quinuclidine. In one embodiment, a heterocycloalkyl group is C₅₋₁₀ heterocycloalkyl, C₅₋₈ heterocycloalkyl. In a specific embodiment, a heterocycloalkyl group is C₅₋₆ heterocycloalkyl.

[00133] The term “heterocycloalkylalkyl,” as used herein, refers to an acyclic alkyl group in which one of the hydrogen atoms bonded to a carbon atom, typically a terminal or sp³ carbon atom, is replaced with a heterocycloalkyl group. In certain embodiments, a heterocycloalkylalkyl group is C₇₋₁₂ heterocycloalkylalkyl, and, for example, the alkyl moiety of the heterocycloalkylalkyl group is C₁₋₂ and the heterocycloalkyl moiety is C₆₋₁₀.

[00134] The term “isotopologue,” as used herein, refers to an isotopically enriched fumarate.

[00135] The term “isotopically enriched,” as used herein, refers to an atom having an isotopic composition other than the natural isotopic composition of that atom. In one embodiment, an “isotopically enriched” fumarate contains at least one atom having an isotopic composition other than the natural isotopic composition of that atom.

[00136] The term “isotopic composition,” as used herein, refers to the amount of each isotope present for a given atom.

[00137] The term “pharmaceutically acceptable salt,” as used herein, refers to a salt prepared from a pharmaceutically acceptable non-toxic acid or base including an inorganic acid and base and an organic acid and base. Suitable pharmaceutically acceptable base addition salts

of the fumarates provided herein include, but are not limited to, metallic salts made from aluminum, calcium, lithium, magnesium, potassium, sodium and zinc or organic salts made from lysine, N,N'-dibenzylethylenediamine, chlorprocaine, choline, diethanolamine, ethylenediamine, meglumine (N-methylglucamine) and procaine. Suitable non-toxic acids include, but are not limited to, inorganic and organic acids such as acetic, alginic, anthranilic, benzenesulfonic, benzoic, camphorsulfonic, citric, ethenesulfonic, formic, fumaric, furoic, galacturonic, gluconic, glucuronic, glutamic, glycolic, hydrobromic, hydrochloric, isethionic, lactic, maleic, malic, mandelic, methanesulfonic, mucic, nitric, pamoic, pantothenic, phenylacetic, phosphoric, propionic, salicylic, stearic, succinic, sulfanilic, sulfuric, tartaric acid, and p-toluenesulfonic acid. Specific non-toxic acids include hydrochloric, hydrobromic, phosphoric, sulfuric, and methanesulfonic acids. Others are well known in the art, see for example, Remington's Pharmaceutical Sciences, 18th eds., Mack Publishing, Easton PA (1990) or Remington: The Science and Practice of Pharmacy, 19th eds., Mack Publishing, Easton PA (1995).

[00138] The term "stereoisomer" as used herein refers to one stereoisomer of a fumarate that is substantially free of other stereoisomers of that fumarate. For example, a "stereomerically pure" fumarate having one chiral center will be substantially free of the opposite enantiomer of the fumarate. A "stereomerically pure" fumarate having two chiral centers will be substantially free of the other diastereomers of the fumarate. A typical "stereomerically pure" fumarate comprises greater than about 80% by weight of one stereoisomer of the fumarate and less than about 20% by weight of other stereoisomers of the fumarate, greater than about 90% by weight of one stereoisomer of the fumarate and less than about 10% by weight of the other stereoisomers of the fumarate, greater than about 95% by weight of one stereoisomer of the fumarate and less than about 5% by weight of the other stereoisomers of the fumarate, or greater than about 97% by weight of one stereoisomer of the fumarate and less than about 3% by weight of the other stereoisomers of the fumarate. The fumarate can have chiral centers and can occur as racemates, individual enantiomers or diastereomers, and mixtures thereof. All such isomeric forms are included within the embodiments disclosed herein, including mixtures thereof. The use of stereomerically pure forms of such fumarates, as well as the use of mixtures of those forms, are encompassed by the embodiments disclosed herein. For example, mixtures comprising equal or unequal amounts of the enantiomers of a particular fumarate may be used in methods and

compositions disclosed herein. These isomers may be asymmetrically synthesized or resolved using standard techniques such as chiral columns or chiral resolving agents. See, e.g., Jacques, J., et al., *Enantiomers, Racemates and Resolutions* (Wiley Interscience, New York, 1981); Wilen, S. H., et al., *Tetrahedron* 33:2725 (1977); Eliel, E. L., *Stereochemistry of Carbon Compounds* (McGraw Hill, NY, 1962); and Wilen, S. H., *Tables of Resolving Agents and Optical Resolutions* p. 268 (E.L. Eliel, Ed., Univ. of Notre Dame Press, Notre Dame, IN, 1972).

[00139] The term “substituted,” as used herein, refers to a group in which one or more hydrogen atoms are independently replaced with the same or different substituent group(s). In certain embodiments, each substituent group is independently halogen, -OH, -CN, -CF₃, =O, -NO₂, benzyl, -C(O)NH₂, -R", -OR", -C(O)R", -COOR", -S(O)₂R" or -NR₂" wherein each R" is independently hydrogen or C₁₋₆ alkyl. In certain embodiments, each substituent group is independently halogen, -OH, -CN, -CF₃, -NO₂, benzyl, -R", -OR", or -NR₂" wherein each R" is independently hydrogen or C₁₋₄ alkyl. In certain embodiments, each substituent group is independently halogen, -OH, -CN, -CF₃, =O, -NO₂, benzyl, -C(O)NR₂", -R", -OR", -C(O)R", -COOR", or -NR₂" wherein each R" is independently hydrogen or C₁₋₄ alkyl. In certain embodiments, each substituent group is independently -OH, C₁₋₄ alkyl, and —NH₂.

[00140] The number of carbon atoms in a group is specified herein by the prefix “C_{x-xx}”, wherein x and xx are integers. For example, “C₁₋₄ alkyl” is an alkyl group which has from 1 to 4 carbon atoms; “C₁₋₆ alkyl” is an alkyl group having from 1 to 6 carbon atoms; and “C₆₋₁₀ aryl” is an aryl group which has from 6 to 10 carbon atoms.

4. BRIEF DESCRIPTION OF DRAWINGS

[00141] **Figure 1** depicts mean ALCs (±SE) over time. ALC = absolute lymphocyte count; SE = standard error; BL = baseline; LLN = lower limit of normal.

[00142] **Figure 2** depicts mean ALCs over time in patients with ALCs less than 500/mm³ persisting for greater than or equal to 6 months versus all other patients. Shaded area in top panel is expanded in bottom panel. ALC = absolute lymphocyte count; SE = standard error.

^aDMF is delayed-release DMF (also known as gastro-resistant DMF, and as TECFIDERA[®]).

^bBaseline (Week 0) n includes all patients for whom a baseline ALC value was available. “Mean ALCs over time are presented out to approximately 5 years (week 240), as this is the minimum follow-up for patients remaining on study in ENDORSE.

[00143] **Figure 3** depicts that ALCs generally increased post-dosing in the 4 weeks following discontinuation of treatment in 9 patients with ALCs less than 500 cells/ μ L for at least 6 months. ALC = absolute lymphocyte count; BID = twice daily; LLN = lower limit of normal; TID = three times daily. ^aDMF is delayed-release DMF (also known as gastro-resistant DMF, and as TECFIDERA[®]).

[00144] **Figures 4A-4B** depict reduction in ARR at 2 years in DEFINE (Figure 4A) and CONFIRM (Figure 4B) in patients in the DMF BID group with lymphopenia (at least 1 ALC less than LLN) or without lymphopenia (all ALCs greater than or equal to LLN) compared with all patients in placebo group. ARR = annualized relapse rate; CI = confidence interval. ^aDMF is delayed-release DMF (also known as gastro-resistant DMF, and as TECFIDERA[®]). ^bBased on negative binomial regression, adjusted for study, baseline EDSS (≤ 2.0 vs > 2.0), baseline age (< 40 vs ≥ 40), region, and number of relapses in the 1 year prior to study entry.

5. DETAILED DESCRIPTION

[00145] The invention provides methods of treating a patient with MS, and improving safety in treatment with MS, based on the recognition of PML as a complication of treatment with the fumarates described herein in some patients. One fatal case of progressive multifocal leukoencephalopathy (PML) occurred in a patient with MS who received TECFIDERA[®] for 4 years while enrolled in a clinical trial. The patient receiving TECFIDERA[®] had not previously been treated with immunosuppressive medications or natalizumab, which has a known association with PML, and had no identified systemic medical conditions resulting in compromised immune system function. The patient was also not taking any immunosuppressive or immunomodulatory medications concomitantly. During the clinical trial, the patient experienced prolonged lymphopenia (lymphocyte counts predominantly less than $0.5 \times 10^9/L$ for 3.5 years) while taking TECFIDERA[®].

[00146] Provided herein is a method of treating a patient with multiple sclerosis comprising (a) administering a fumarate to the patient, wherein the fumarate is a dialkyl fumarate, a monoalkyl fumarate, a combination of a dialkyl fumarate and a monoalkyl fumarate, a prodrug of monoalkyl fumarate, a deuterated form of any of the foregoing, or a pharmaceutically acceptable salt, clathrate, solvate, tautomer, or stereoisomer of any of the foregoing, or a combination of any of the foregoing; and (b) monitoring the patient for a sign or

symptom suggestive of PML in the patient.

[00147] Provided herein is a method of improving safety in treatment of a patient with multiple sclerosis comprising monitoring a patient with multiple sclerosis who is being treated with a fumarate for a sign or symptom suggestive of PML in the patient, wherein the fumarate is a dialkyl fumarate, a monoalkyl fumarate, a combination of a dialkyl fumarate and a monoalkyl fumarate, a prodrug of monoalkyl fumarate, a deuterated form of any of the foregoing, or a pharmaceutically acceptable salt, clathrate, solvate, tautomer, or stereoisomer of any of the foregoing, or a combination of any of the foregoing.

[00148] Provided herein is a method of treating a patient with multiple sclerosis comprising (a) administering a fumarate to the patient, wherein the fumarate is a dialkyl fumarate, a monoalkyl fumarate, a combination of a dialkyl fumarate and a monoalkyl fumarate, a prodrug of monoalkyl fumarate, a deuterated form of any of the foregoing, or a pharmaceutically acceptable salt, clathrate, solvate, tautomer, or stereoisomer of any of the foregoing, or a combination of any of the foregoing; and (b) informing the patient that PML has occurred in a patient who received dimethyl fumarate.

[00149] Provided herein is a method of treating a patient with multiple sclerosis comprising (a) administering a fumarate to the patient, wherein the fumarate is a dialkyl fumarate, a monoalkyl fumarate, a combination of a dialkyl fumarate and a monoalkyl fumarate, a prodrug of monoalkyl fumarate, a deuterated form of any of the foregoing, or a pharmaceutically acceptable salt, clathrate, solvate, tautomer, or stereoisomer of any of the foregoing, or a combination of any of the foregoing; and (b) instructing the patient of the importance of contacting the patient's doctor if the patient develops any symptoms suggestive of PML.

[00150] Provided herein is a method of improving safety in treatment of a patient with multiple sclerosis comprising informing a patient with multiple sclerosis who is being treated with a fumarate that PML has occurred in a patient who received dimethyl fumarate, wherein the fumarate is a dialkyl fumarate, a monoalkyl fumarate, a combination of a dialkyl fumarate and a monoalkyl fumarate, a prodrug of monoalkyl fumarate, a deuterated form of any of the foregoing, or a pharmaceutically acceptable salt, clathrate, solvate, tautomer, or stereoisomer of any of the foregoing, or a combination of any of the foregoing.

[00151] Provided herein is a method of improving safety in treatment of a patient with

multiple sclerosis comprising instructing a patient with multiple sclerosis who is being treated with a fumarate of the importance of contacting the patient's doctor if the patient develops any symptoms suggestive of PML, wherein the fumarate is a dialkyl fumarate, a monoalkyl fumarate, a combination of a dialkyl fumarate and a monoalkyl fumarate, a prodrug of monoalkyl fumarate, a deuterated form of any of the foregoing, or a pharmaceutically acceptable salt, clathrate, solvate, tautomer, or stereoisomer of any of the foregoing, or a combination of any of the foregoing.

[00152] Provided herein is a method of treating a patient with multiple sclerosis comprising (a) administering a pharmaceutical composition comprising a fumarate to the patient; wherein the fumarate is a dialkyl fumarate, a monoalkyl fumarate, a combination of a dialkyl fumarate and a monoalkyl fumarate, a prodrug of monoalkyl fumarate, a deuterated form of any of the foregoing, or a clathrate, solvate, tautomer, or stereoisomer of any of the foregoing, or a combination of any of the foregoing; with the proviso that a fumarate salt is not present in the pharmaceutical composition; and (b) monitoring the patient for a sign or symptom suggestive of PML in the patient.

[00153] Provided herein is a method of improving safety in treatment of a patient with multiple sclerosis comprising monitoring a patient with multiple sclerosis who is being treated with a pharmaceutical composition comprising a fumarate for a sign or symptom suggestive of PML in the patient; wherein the fumarate is a dialkyl fumarate, a monoalkyl fumarate, a combination of a dialkyl fumarate and a monoalkyl fumarate, a prodrug of monoalkyl fumarate, a deuterated form of any of the foregoing, or a clathrate, solvate, tautomer, or stereoisomer of any of the foregoing, or a combination of any of the foregoing; with the proviso that a fumarate salt is not present in the pharmaceutical composition.

[00154] Provided herein is a method of treating a patient with multiple sclerosis comprising (a) administering a pharmaceutical composition comprising a fumarate to the patient; wherein the fumarate is a dialkyl fumarate, a monoalkyl fumarate, a combination of a dialkyl fumarate and a monoalkyl fumarate, a prodrug of monoalkyl fumarate, a deuterated form of any of the foregoing, or a clathrate, solvate, tautomer, or stereoisomer of any of the foregoing, or a combination of any of the foregoing; with the proviso that a fumarate salt is not present in the pharmaceutical composition; and (b) informing the patient that PML has occurred in a patient who received dimethyl fumarate.

[00155] Provided herein is a method of treating a patient with multiple sclerosis comprising (a) administering a pharmaceutical composition comprising a fumarate to the patient; wherein the fumarate is a dialkyl fumarate, a monoalkyl fumarate, a combination of a dialkyl fumarate and a monoalkyl fumarate, a prodrug of monoalkyl fumarate, a deuterated form of any of the foregoing, or a clathrate, solvate, tautomer, or stereoisomer of any of the foregoing, or a combination of any of the foregoing; with the proviso that a fumarate salt is not present in the pharmaceutical composition; and (b) instructing the patient of the importance of contacting the patient's doctor if the patient develops any symptoms suggestive of PML.

[00156] Provided herein is a method of improving safety in treatment of a patient with multiple sclerosis comprising informing a patient with multiple sclerosis who is being treated with a pharmaceutical composition comprising a fumarate that PML has occurred in a patient who received dimethyl fumarate; wherein the fumarate is a dialkyl fumarate, a monoalkyl fumarate, a combination of a dialkyl fumarate and a monoalkyl fumarate, a prodrug of monoalkyl fumarate, a deuterated form of any of the foregoing, or a clathrate, solvate, tautomer, or stereoisomer of any of the foregoing, or a combination of any of the foregoing; with the proviso that a fumarate salt is not present in the pharmaceutical composition.

[00157] Provided herein is a method of improving safety in treatment of a patient with multiple sclerosis comprising instructing a patient with multiple sclerosis who is being treated with a pharmaceutical composition comprising a fumarate of the importance of contacting the patient's doctor if the patient develops any symptoms suggestive of PML; wherein the fumarate is a dialkyl fumarate, a monoalkyl fumarate, a combination of a dialkyl fumarate and a monoalkyl fumarate, a prodrug of monoalkyl fumarate, a deuterated form of any of the foregoing, or a clathrate, solvate, tautomer, or stereoisomer of any of the foregoing, or a combination of any of the foregoing; with the proviso that a fumarate salt is not present in the pharmaceutical composition.

[00158] Provided herein is a method of treating a patient with multiple sclerosis comprising (a) administering a pharmaceutical composition comprising a fumarate to the patient; wherein the fumarate is a dialkyl fumarate, a monoalkyl fumarate, a combination of a dialkyl fumarate and a monoalkyl fumarate, a prodrug of monoalkyl fumarate, a deuterated form of any of the foregoing, or a pharmaceutically acceptable salt, clathrate, solvate, tautomer, or stereoisomer of any of the foregoing, or a combination of any of the foregoing; with the proviso

that an ethyl hydrogen fumarate salt is not present in the pharmaceutical composition; and (b) monitoring the patient for a sign or symptom suggestive of PML in the patient.

[00159] Provided herein is a method of improving safety in treatment of a patient with multiple sclerosis comprising monitoring a patient with multiple sclerosis who is being treated with a pharmaceutical composition comprising a fumarate for a sign or symptom suggestive of PML in the patient; wherein the fumarate is a dialkyl fumarate, a monoalkyl fumarate, a combination of a dialkyl fumarate and a monoalkyl fumarate, a prodrug of monoalkyl fumarate, a deuterated form of any of the foregoing, or a pharmaceutically acceptable salt, clathrate, solvate, tautomer, or stereoisomer of any of the foregoing, or a combination of any of the foregoing; with the proviso that an ethyl hydrogen fumarate salt is not present in the pharmaceutical composition.

[00160] Provided herein is a method of treating a patient with multiple sclerosis comprising (a) administering a pharmaceutical composition comprising a fumarate to the patient; wherein the fumarate is a dialkyl fumarate, a monoalkyl fumarate, a combination of a dialkyl fumarate and a monoalkyl fumarate, a prodrug of monoalkyl fumarate, a deuterated form of any of the foregoing, or a pharmaceutically acceptable salt, clathrate, solvate, tautomer, or stereoisomer of any of the foregoing, or a combination of any of the foregoing; with the proviso that an ethyl hydrogen fumarate salt is not present in the pharmaceutical composition; and (b) informing the patient that PML has occurred in a patient who received dimethyl fumarate.

[00161] Provided herein is a method of treating a patient with multiple sclerosis comprising (a) administering a pharmaceutical composition comprising a fumarate to the patient; wherein the fumarate is a dialkyl fumarate, a monoalkyl fumarate, a combination of a dialkyl fumarate and a monoalkyl fumarate, a prodrug of monoalkyl fumarate, a deuterated form of any of the foregoing, or a pharmaceutically acceptable salt, clathrate, solvate, tautomer, or stereoisomer of any of the foregoing, or a combination of any of the foregoing; with the proviso that an ethyl hydrogen fumarate salt is not present in the pharmaceutical composition; and (b) instructing the patient of the importance of contacting the patient's doctor if the patient develops any symptoms suggestive of PML.

[00162] Provided herein is a method of improving safety in treatment of a patient with multiple sclerosis comprising informing a patient with multiple sclerosis who is being treated with a pharmaceutical composition comprising a fumarate that PML has occurred in a patient

who received dimethyl fumarate; wherein the fumarate is a dialkyl fumarate, a monoalkyl fumarate, a combination of a dialkyl fumarate and a monoalkyl fumarate, a prodrug of monoalkyl fumarate, a deuterated form of any of the foregoing, or a pharmaceutically acceptable salt, clathrate, solvate, tautomer, or stereoisomer of any of the foregoing, or a combination of any of the foregoing; with the proviso that an ethyl hydrogen fumarate salt is not present in the pharmaceutical composition.

[00163] Provided herein is a method of improving safety in treatment of a patient with multiple sclerosis comprising instructing a patient with multiple sclerosis who is being treated with a pharmaceutical composition comprising a fumarate of the importance of contacting the patient's doctor if the patient develops any symptoms suggestive of PML; wherein the fumarate is a dialkyl fumarate, a monoalkyl fumarate, a combination of a dialkyl fumarate and a monoalkyl fumarate, a prodrug of monoalkyl fumarate, a deuterated form of any of the foregoing, or a pharmaceutically acceptable salt, clathrate, solvate, tautomer, or stereoisomer of any of the foregoing, or a combination of any of the foregoing; with the proviso that an ethyl hydrogen fumarate salt is not present in the pharmaceutical composition.

[00164] Provided herein is a method of treating a patient with multiple sclerosis comprising (a) administering a pharmaceutical composition comprising a fumarate to the patient; wherein the fumarate is a dialkyl fumarate, a monoalkyl fumarate, a combination of a dialkyl fumarate and a monoalkyl fumarate, a prodrug of monoalkyl fumarate, a deuterated form of any of the foregoing, or a pharmaceutically acceptable salt, clathrate, solvate, tautomer, or stereoisomer of any of the foregoing, or a combination of any of the foregoing; with the proviso that ethyl hydrogen fumarate calcium salt, ethyl hydrogen fumarate magnesium salt, ethyl hydrogen fumarate zinc salt, and ethyl hydrogen fumarate copper salt are not present in the pharmaceutical composition; and (b) monitoring the patient for a sign or symptom suggestive of PML in the patient.

[00165] Provided herein is a method of improving safety in treatment of a patient with multiple sclerosis comprising monitoring a patient with multiple sclerosis who is being treated with a pharmaceutical composition comprising a fumarate for a sign or symptom suggestive of PML in the patient; wherein the fumarate is a dialkyl fumarate, a monoalkyl fumarate, a combination of a dialkyl fumarate and a monoalkyl fumarate, a prodrug of monoalkyl fumarate, a deuterated form of any of the foregoing, or a pharmaceutically acceptable salt, clathrate,

solvate, tautomer, or stereoisomer of any of the foregoing, or a combination of any of the foregoing; with the proviso that ethyl hydrogen fumarate calcium salt, ethyl hydrogen fumarate magnesium salt, ethyl hydrogen fumarate zinc salt, and ethyl hydrogen fumarate copper salt are not present in the pharmaceutical composition.

[00166] Provided herein is a method of treating a patient with multiple sclerosis comprising (a) administering a pharmaceutical composition comprising a fumarate to the patient; wherein the fumarate is a dialkyl fumarate, a monoalkyl fumarate, a combination of a dialkyl fumarate and a monoalkyl fumarate, a prodrug of monoalkyl fumarate, a deuterated form of any of the foregoing, or a pharmaceutically acceptable salt, clathrate, solvate, tautomer, or stereoisomer of any of the foregoing, or a combination of any of the foregoing; with the proviso that ethyl hydrogen fumarate calcium salt, ethyl hydrogen fumarate magnesium salt, ethyl hydrogen fumarate zinc salt, and ethyl hydrogen fumarate copper salt are not present in the pharmaceutical composition; and (b) informing the patient that PML has occurred in a patient who received dimethyl fumarate.

[00167] Provided herein is a method of treating a patient with multiple sclerosis comprising (a) administering a pharmaceutical composition comprising fumarate to the patient; wherein the fumarate is a dialkyl fumarate, a monoalkyl fumarate, a combination of a dialkyl fumarate and a monoalkyl fumarate, a prodrug of monoalkyl fumarate, a deuterated form of any of the foregoing, or a pharmaceutically acceptable salt, clathrate, solvate, tautomer, or stereoisomer of any of the foregoing, or a combination of any of the foregoing; with the proviso that ethyl hydrogen fumarate calcium salt, ethyl hydrogen fumarate magnesium salt, ethyl hydrogen fumarate zinc salt, and ethyl hydrogen fumarate copper salt are not present in the pharmaceutical composition; and (b) instructing the patient of the importance of contacting the patient's doctor if the patient develops any symptoms suggestive of PML.

[00168] Provided herein is a method of improving safety in treatment of a patient with multiple sclerosis comprising informing a patient with multiple sclerosis who is being treated with a pharmaceutical composition comprising a fumarate that PML has occurred in a patient who received dimethyl fumarate; wherein the fumarate is a dialkyl fumarate, a monoalkyl fumarate, a combination of a dialkyl fumarate and a monoalkyl fumarate, a prodrug of monoalkyl fumarate, a deuterated form of any of the foregoing, or a pharmaceutically acceptable salt, clathrate, solvate, tautomer, or stereoisomer of any of the foregoing, or a combination of any

of the foregoing; with the proviso that ethyl hydrogen fumarate calcium salt, ethyl hydrogen fumarate magnesium salt, ethyl hydrogen fumarate zinc salt, and ethyl hydrogen fumarate copper salt are not present in the pharmaceutical composition.

[00169] Provided herein is a method of improving safety in treatment of a patient with multiple sclerosis comprising instructing a patient with multiple sclerosis who is being treated with a pharmaceutical composition comprising a fumarate of the importance of contacting the patient's doctor if the patient develops any symptoms suggestive of PML; wherein the fumarate is a dialkyl fumarate, a monoalkyl fumarate, a combination of a dialkyl fumarate and a monoalkyl fumarate, a prodrug of monoalkyl fumarate, a deuterated form of any of the foregoing, or a pharmaceutically acceptable salt, clathrate, solvate, tautomer, or stereoisomer of any of the foregoing, or a combination of any of the foregoing; with the proviso that ethyl hydrogen fumarate calcium salt, ethyl hydrogen fumarate magnesium salt, ethyl hydrogen fumarate zinc salt, and ethyl hydrogen fumarate copper salt are not present in the pharmaceutical composition.

[00170] Provided herein is a method of treating a patient with multiple sclerosis comprising (a) administering a pharmaceutical composition consisting essentially of dimethyl fumarate and/or monomethyl fumarate to the patient; and (b) monitoring the patient for a sign or symptom suggestive of PML in the patient.

[00171] Provided herein is a method of improving safety in treatment of a patient with multiple sclerosis comprising monitoring a patient with multiple sclerosis who is being treated with a pharmaceutical composition consisting essentially of dimethyl fumarate and/or monomethyl fumarate for a sign or symptom suggestive of PML in the patient.

[00172] Provided herein is a method of treating a patient with multiple sclerosis comprising (a) administering a pharmaceutical composition consisting essentially of dimethyl fumarate and/or monomethyl fumarate to the patient; and (b) informing the patient that PML has occurred in a patient who received dimethyl fumarate.

[00173] Provided herein is a method of treating a patient with multiple sclerosis comprising (a) administering a pharmaceutical composition consisting essentially of dimethyl fumarate and/or monomethyl fumarate to the patient; and (b) instructing the patient of the importance of contacting the patient's doctor if the patient develops any symptoms suggestive of PML.

[00174] Provided herein is a method of improving safety in treatment of a patient with

multiple sclerosis comprising informing a patient with multiple sclerosis who is being treated with a pharmaceutical composition consisting essentially of dimethyl fumarate and/or monomethyl fumarate that PML has occurred in a patient who received dimethyl fumarate.

[00175] Provided herein is a method of improving safety in treatment of a patient with multiple sclerosis comprising instructing a patient with multiple sclerosis who is being treated with a pharmaceutical composition consisting essentially of dimethyl fumarate and/or monomethyl fumarate of the importance of contacting the patient's doctor if the patient develops any symptoms suggestive of PML.

[00176] Provided herein is a method of treating a patient with multiple sclerosis comprising (a) administering a fumarate to the patient, wherein the fumarate is a dialkyl fumarate, a monoalkyl fumarate, a combination of a dialkyl fumarate and a monoalkyl fumarate, a prodrug of monoalkyl fumarate, a deuterated form of any of the foregoing, or a pharmaceutically acceptable salt, clathrate, solvate, tautomer, or stereoisomer of any of the foregoing, or a combination of any of the foregoing; and (b) obtaining a complete blood count including lymphocyte count after 6 months of repeated administering of said pharmaceutical composition to said patient, and every 6 to 12 months thereafter.

[00177] Provided herein is a method of treating a patient with multiple sclerosis comprising (a) administering a pharmaceutical composition comprising a fumarate to the patient; wherein the fumarate is a dialkyl fumarate, a monoalkyl fumarate, a combination of a dialkyl fumarate and a monoalkyl fumarate, a prodrug of monoalkyl fumarate, a deuterated form of any of the foregoing, or a clathrate, solvate, tautomer, or stereoisomer of any of the foregoing, or a combination of any of the foregoing; with the proviso that a fumarate salt is not present in the pharmaceutical composition; and (b) obtaining a complete blood count including lymphocyte count after 6 months of repeated administering of said pharmaceutical composition to said patient, and every 6 to 12 months thereafter.

[00178] Provided herein is a method of treating a patient with multiple sclerosis comprising (a) administering a pharmaceutical composition comprising a fumarate to the patient; wherein the fumarate is a dialkyl fumarate, a monoalkyl fumarate, a combination of a dialkyl fumarate and a monoalkyl fumarate, a prodrug of monoalkyl fumarate, a deuterated form of any of the foregoing, or a pharmaceutically acceptable salt, clathrate, solvate, tautomer, or stereoisomer of any of the foregoing, or a combination of any of the foregoing; with the proviso

that an ethyl hydrogen fumarate salt is not present in the pharmaceutical composition; and (b) obtaining a complete blood count including lymphocyte count after 6 months of repeated administering of said pharmaceutical composition to said patient, and every 6 to 12 months thereafter.

[00179] Provided herein is a method of treating a patient with multiple sclerosis comprising (a) administering a pharmaceutical composition comprising a fumarate to the patient; wherein the fumarate is a dialkyl fumarate, a monoalkyl fumarate, a combination of a dialkyl fumarate and a monoalkyl fumarate, a prodrug of monoalkyl fumarate, a deuterated form of any of the foregoing, or a pharmaceutically acceptable salt, clathrate, solvate, tautomer, or stereoisomer of any of the foregoing, or a combination of any of the foregoing; with the proviso that ethyl hydrogen fumarate calcium salt, ethyl hydrogen fumarate magnesium salt, ethyl hydrogen fumarate zinc salt, and ethyl hydrogen fumarate copper salt are not present in the pharmaceutical composition; and (b) obtaining a complete blood count including lymphocyte count after 6 months of repeated administering of said pharmaceutical composition to said patient, and every 6 to 12 months thereafter.

[00180] Provided herein is a method of treating a patient with multiple sclerosis comprising (a) administering a pharmaceutical composition consisting essentially of dimethyl fumarate and/or monomethyl fumarate to the patient; and (b) obtaining a complete blood count including lymphocyte count after 6 months of repeated administering of said pharmaceutical composition to said patient, and every 6 to 12 months thereafter.

[00181] Provided herein is a method of treating a patient with multiple sclerosis comprising (a) prior to initiating treatment of the patient with a pharmaceutical composition comprising a fumarate: (i) performing a complete blood count including lymphocyte count; and (ii) if the lymphocyte count is found to be below the normal range, considering alternative causes of lymphopenia, and taking corrective measures as appropriate regarding said alternative causes; and (b) administering said pharmaceutical composition to the patient, wherein the fumarate is a dialkyl fumarate, a monoalkyl fumarate, a combination of a dialkyl fumarate and a monoalkyl fumarate, a prodrug of monoalkyl fumarate, a deuterated form of any of the foregoing, or a pharmaceutically acceptable salt, clathrate, solvate, tautomer, or stereoisomer of any of the foregoing, or a combination of any of the foregoing.

[00182] Provided herein is a method of treating a patient with multiple sclerosis

comprising (a) repeatedly administering a pharmaceutical composition comprising a fumarate to the patient; wherein the fumarate is a dialkyl fumarate, a monoalkyl fumarate, a combination of a dialkyl fumarate and a monoalkyl fumarate, a prodrug of monoalkyl fumarate, a deuterated form of any of the foregoing, or a pharmaceutically acceptable salt, clathrate, solvate, tautomer, or stereoisomer of any of the foregoing, or a combination of any of the foregoing; and (b) obtaining a complete blood count including lymphocyte count every 3 months after starting therapy of said patient with said pharmaceutical composition.

[00183] Provided herein is a method of treating a patient with multiple sclerosis comprising (a) administering a pharmaceutical composition comprising a fumarate to the patient; wherein the fumarate is a dialkyl fumarate, a monoalkyl fumarate, a combination of a dialkyl fumarate and a monoalkyl fumarate, a prodrug of monoalkyl fumarate, a deuterated form of any of the foregoing, or a pharmaceutically acceptable salt, clathrate, solvate, tautomer, or stereoisomer of any of the foregoing, or a combination of any of the foregoing; and (b) monitoring the patient closely for signs or symptoms of appearance of new neurological dysfunction if the patient experiences lymphopenia after administering of said pharmaceutical composition.

[00184] Provided herein is a method of improving safety in treatment of a patient with multiple sclerosis comprising monitoring a patient with multiple sclerosis who is being treated with a pharmaceutical composition comprising a fumarate, and who experiences lymphopenia, for signs or symptoms of appearance of new neurological dysfunction; wherein the fumarate is a dialkyl fumarate, a monoalkyl fumarate, a combination of a dialkyl fumarate and a monoalkyl fumarate, a prodrug of monoalkyl fumarate, a deuterated form of any of the foregoing, or a pharmaceutically acceptable salt, clathrate, solvate, tautomer, or stereoisomer of any of the foregoing, or a combination of any of the foregoing.

[00185] Provided herein is a method of treating multiple sclerosis in a patient who is being treated with a multiple sclerosis disease-modifying therapy other than a pharmaceutical composition comprising a fumarate; wherein the fumarate is a dialkyl fumarate, a monoalkyl fumarate, a combination of a dialkyl fumarate and a monoalkyl fumarate, a prodrug of monoalkyl fumarate, a deuterated form of any of the foregoing, or a pharmaceutically acceptable salt, clathrate, solvate, tautomer, or stereoisomer of any of the foregoing, or a combination of any of the foregoing; said method comprising the following steps in the stated order: (a) stopping

administration of said multiple sclerosis disease-modifying therapy to said patient; (b) considering the half-life and mode of action of said multiple sclerosis disease-modifying therapy in order to avoid an additive immune effect whilst at the same time minimizing the risk of disease reactivation; and (c) administering the pharmaceutical composition comprising the fumarate to the patient.

[00186] Provided herein is a method of treating multiple sclerosis in a patient who is being treated with interferon or glatiramer acetate, said method comprising (a) discontinuing administration of interferon or glatiramer acetate to the patient; and (b) immediately after said discontinuing, starting administering to the patient of a pharmaceutical composition comprising a fumarate; wherein the fumarate is a dialkyl fumarate, a monoalkyl fumarate, a combination of a dialkyl fumarate and a monoalkyl fumarate, a prodrug of monoalkyl fumarate, a deuterated form of any of the foregoing, or a pharmaceutically acceptable salt, clathrate, solvate, tautomer, or stereoisomer of any of the foregoing, or a combination of any of the foregoing.

[00187] Provided herein is a method of treating a patient with multiple sclerosis comprising (a) administering a pharmaceutical composition comprising a fumarate to the patient; wherein the fumarate is a dialkyl fumarate, a monoalkyl fumarate, a combination of a dialkyl fumarate and a monoalkyl fumarate, a prodrug of monoalkyl fumarate, a deuterated form of any of the foregoing, or a pharmaceutically acceptable salt, clathrate, solvate, tautomer, or stereoisomer of any of the foregoing, or a combination of any of the foregoing; and (b) prior to the initial administering of the pharmaceutical composition comprising the fumarate to the patient, and periodically during treatment of said patient with said pharmaceutical composition comprising the fumarate, having a blood test done to count the number of white blood cells in the patient; and (c) considering stopping said treatment with said pharmaceutical composition comprising the fumarate if the number of white blood cells decreases during said treatment.

[00188] Provided herein is a method of treating a patient with multiple sclerosis comprising (a) prior to initiating treatment of the patient with a pharmaceutical composition comprising a fumarate: (i) performing a complete blood count including lymphocyte count; and (ii) if the lymphocyte count is found to be below the normal range, considering alternative causes of lymphopenia, and taking corrective measures as appropriate regarding said alternative causes; and (b) administering said pharmaceutical composition to the patient, wherein the fumarate is a dialkyl fumarate, a monoalkyl fumarate, a combination of a dialkyl fumarate and a monoalkyl

fumarate, a prodrug of monoalkyl fumarate, a deuterated form of any of the foregoing, or a clathrate, solvate, tautomer, or stereoisomer of any of the foregoing, or a combination of any of the foregoing; with the proviso that a fumarate salt is not present in the pharmaceutical composition.

[00189] Provided herein is a method of treating a patient with multiple sclerosis comprising (a) repeatedly administering a pharmaceutical composition comprising a fumarate to the patient; wherein the fumarate is a dialkyl fumarate, a monoalkyl fumarate, a combination of a dialkyl fumarate and a monoalkyl fumarate, a prodrug of monoalkyl fumarate, a deuterated form of any of the foregoing, or a clathrate, solvate, tautomer, or stereoisomer of any of the foregoing, or a combination of any of the foregoing; with the proviso that a fumarate salt is not present in the pharmaceutical composition; and (b) obtaining a complete blood count including lymphocyte count every 3 months after starting therapy of said patient with said pharmaceutical composition.

[00190] Provided herein is a method of treating a patient with multiple sclerosis comprising (a) administering a pharmaceutical composition comprising a fumarate to the patient; wherein the fumarate is a dialkyl fumarate, a monoalkyl fumarate, a combination of a dialkyl fumarate and a monoalkyl fumarate, a prodrug of monoalkyl fumarate, a deuterated form of any of the foregoing, or a clathrate, solvate, tautomer, or stereoisomer of any of the foregoing, or a combination of any of the foregoing; with the proviso that a fumarate salt is not present in the pharmaceutical composition; and (b) monitoring the patient closely for signs or symptoms of appearance of new neurological dysfunction if the patient experiences lymphopenia after administering of said pharmaceutical composition.

[00191] Provided herein is a method of improving safety in treatment of a patient with multiple sclerosis comprising monitoring a patient with multiple sclerosis who is being treated with a pharmaceutical composition comprising a fumarate, and who experiences lymphopenia, for signs or symptoms of appearance of new neurological dysfunction; wherein the fumarate is a dialkyl fumarate, a monoalkyl fumarate, a combination of a dialkyl fumarate and a monoalkyl fumarate, a prodrug of monoalkyl fumarate, a deuterated form of any of the foregoing, or a clathrate, solvate, tautomer, or stereoisomer of any of the foregoing, or a combination of any of the foregoing; with the proviso that a fumarate salt is not present in the pharmaceutical composition.

[00192] Provided herein is a method of treating multiple sclerosis in a patient who is being

treated with a multiple sclerosis disease-modifying therapy other than a pharmaceutical composition comprising a fumarate; wherein the fumarate is a dialkyl fumarate, a monoalkyl fumarate, a combination of a dialkyl fumarate and a monoalkyl fumarate, a prodrug of monoalkyl fumarate, a deuterated form of any of the foregoing, or a clathrate, solvate, tautomer, or stereoisomer of any of the foregoing, or a combination of any of the foregoing; with the proviso that a fumarate salt is not present in the pharmaceutical composition; said method comprising the following steps in the stated order: (a) stopping administration of said multiple sclerosis disease-modifying therapy to said patient; (b) considering the half-life and mode of action of said multiple sclerosis disease-modifying therapy in order to avoid an additive immune effect whilst at the same time minimizing the risk of disease reactivation; and (c) administering the pharmaceutical composition comprising the fumarate to the patient.

[00193] Provided herein is a method of treating multiple sclerosis in a patient who is being treated with interferon or glatiramer acetate, said method comprising (a) discontinuing administration of interferon or glatiramer acetate to the patient; and (b) immediately after said discontinuing, starting administering to the patient of a pharmaceutical composition comprising a fumarate; wherein the fumarate is a dialkyl fumarate, a monoalkyl fumarate, a combination of a dialkyl fumarate and a monoalkyl fumarate, a prodrug of monoalkyl fumarate, a deuterated form of any of the foregoing, or a clathrate, solvate, tautomer, or stereoisomer of any of the foregoing, or a combination of any of the foregoing; with the proviso that a fumarate salt is not present in the pharmaceutical composition.

[00194] Provided herein is a method of treating a patient with multiple sclerosis comprising (a) administering a pharmaceutical composition comprising a fumarate to the patient; wherein the fumarate is a dialkyl fumarate, a monoalkyl fumarate, a combination of a dialkyl fumarate and a monoalkyl fumarate, a prodrug of monoalkyl fumarate, a deuterated form of any of the foregoing, or a clathrate, solvate, tautomer, or stereoisomer of any of the foregoing, or a combination of any of the foregoing; with the proviso that a fumarate salt is not present in the pharmaceutical composition; and (b) prior to the initial administering of the pharmaceutical composition comprising the fumarate to the patient, and periodically during treatment of said patient with said pharmaceutical composition comprising the fumarate, having a blood test done to count the number of white blood cells in the patient; and (c) considering stopping said treatment with said pharmaceutical composition comprising the fumarate if the number of white

blood cells decreases during said treatment.

[00195] Provided herein is a A method of treating a patient with multiple sclerosis comprising (a) prior to initiating treatment of the patient with a pharmaceutical composition comprising a fumarate: (i) performing a complete blood count including lymphocyte count; and (ii) if the lymphocyte count is found to be below the normal range, considering alternative causes of lymphopenia, and taking corrective measures as appropriate regarding said alternative causes; and (b) administering said pharmaceutical composition to the patient, wherein the fumarate is a dialkyl fumarate, a monoalkyl fumarate, a combination of a dialkyl fumarate and a monoalkyl fumarate, a prodrug of monoalkyl fumarate, a deuterated form of any of the foregoing, or a pharmaceutically acceptable salt, clathrate, solvate, tautomer, or stereoisomer of any of the foregoing, or a combination of any of the foregoing; with the proviso that an ethyl hydrogen fumarate salt is not present in the pharmaceutical composition.

[00196] Provided herein is a method of treating a patient with multiple sclerosis comprising (a) repeatedly administering a pharmaceutical composition comprising a fumarate to the patient; wherein the fumarate is a dialkyl fumarate, a monoalkyl fumarate, a combination of a dialkyl fumarate and a monoalkyl fumarate, a prodrug of monoalkyl fumarate, a deuterated form of any of the foregoing, or a pharmaceutically acceptable salt, clathrate, solvate, tautomer, or stereoisomer of any of the foregoing, or a combination of any of the foregoing; with the proviso that an ethyl hydrogen fumarate salt is not present in the pharmaceutical composition; and (b) obtaining a complete blood count including lymphocyte count every 3 months after starting therapy of said patient with said pharmaceutical composition.

[00197] Provided herein is a method of treating a patient with multiple sclerosis comprising (a) administering a pharmaceutical composition comprising a fumarate to the patient; wherein the fumarate is a dialkyl fumarate, a monoalkyl fumarate, a combination of a dialkyl fumarate and a monoalkyl fumarate, a prodrug of monoalkyl fumarate, a deuterated form of any of the foregoing, or a pharmaceutically acceptable salt, clathrate, solvate, tautomer, or stereoisomer of any of the foregoing, or a combination of any of the foregoing; with the proviso that an ethyl hydrogen fumarate salt is not present in the pharmaceutical composition; and (b) monitoring the patient closely for signs or symptoms of appearance of new neurological dysfunction if the patient experiences lymphopenia after administering of said pharmaceutical composition.

[00198] Provided herein is a method of improving safety in treatment of a patient with multiple sclerosis comprising monitoring a patient with multiple sclerosis who is being treated with a pharmaceutical composition comprising a fumarate, and who experiences lymphopenia, for signs or symptoms of appearance of new neurological dysfunction; wherein the fumarate is a dialkyl fumarate, a monoalkyl fumarate, a combination of a dialkyl fumarate and a monoalkyl fumarate, a prodrug of monoalkyl fumarate, a deuterated form of any of the foregoing, or a pharmaceutically acceptable salt, clathrate, solvate, tautomer, or stereoisomer of any of the foregoing, or a combination of any of the foregoing; with the proviso that an ethyl hydrogen fumarate salt is not present in the pharmaceutical composition.

[00199] Provided herein is a method of treating multiple sclerosis in a patient who is being treated with a multiple sclerosis disease-modifying therapy other than a pharmaceutical composition comprising a fumarate; wherein the fumarate is a dialkyl fumarate, a monoalkyl fumarate, a combination of a dialkyl fumarate and a monoalkyl fumarate, a prodrug of monoalkyl fumarate, a deuterated form of any of the foregoing, or a pharmaceutically acceptable salt, clathrate, solvate, tautomer, or stereoisomer of any of the foregoing, or a combination of any of the foregoing; with the proviso that an ethyl hydrogen fumarate salt is not present in the pharmaceutical composition; said method comprising the following steps in the stated order: (a) stopping administration of said multiple sclerosis disease-modifying therapy to said patient; (b) considering the half-life and mode of action of said multiple sclerosis disease-modifying therapy in order to avoid an additive immune effect whilst at the same time minimizing the risk of disease reactivation; and (c) administering the pharmaceutical composition comprising the fumarate to the patient.

[00200] Provided herein is a method of treating multiple sclerosis in a patient who is being treated with interferon or glatiramer acetate, said method comprising (a) discontinuing administration of interferon or glatiramer acetate to the patient; and (b) immediately after said discontinuing, starting administering to the patient of a pharmaceutical composition comprising a fumarate; wherein the fumarate is a dialkyl fumarate, a monoalkyl fumarate, a combination of a dialkyl fumarate and a monoalkyl fumarate, a prodrug of monoalkyl fumarate, a deuterated form of any of the foregoing, or a pharmaceutically acceptable salt, clathrate, solvate, tautomer, or stereoisomer of any of the foregoing, or a combination of any of the foregoing; with the proviso that an ethyl hydrogen fumarate salt is not present in the pharmaceutical composition.

[00201] Provided herein is a A method of treating a patient with multiple sclerosis comprising (a) administering a pharmaceutical composition comprising a fumarate to the patient; wherein the fumarate is a dialkyl fumarate, a monoalkyl fumarate, a combination of a dialkyl fumarate and a monoalkyl fumarate, a prodrug of monoalkyl fumarate, a deuterated form of any of the foregoing, or a pharmaceutically acceptable salt, clathrate, solvate, tautomer, or stereoisomer of any of the foregoing, or a combination of any of the foregoing; with the proviso that an ethyl hydrogen fumarate salt is not present in the pharmaceutical composition; and (b) prior to the initial administering of the pharmaceutical composition comprising the fumarate to the patient, and periodically during treatment of said patient with said pharmaceutical composition comprising the fumarate, having a blood test done to count the number of white blood cells in the patient; and (c) considering stopping said treatment with said pharmaceutical composition comprising the fumarate if the number of white blood cells decreases during said treatment.

[00202] Provided herein is a method of treating a patient with multiple sclerosis comprising (a) prior to initiating treatment of the patient with a pharmaceutical composition comprising a fumarate: (i) performing a complete blood count including lymphocyte count; and (ii) if the lymphocyte count is found to be below the normal range, considering alternative causes of lymphopenia, and taking corrective measures as appropriate regarding said alternative causes; and (b) administering said pharmaceutical composition to the patient, wherein the fumarate is a dialkyl fumarate, a monoalkyl fumarate, a combination of a dialkyl fumarate and a monoalkyl fumarate, a prodrug of monoalkyl fumarate, a deuterated form of any of the foregoing, or a pharmaceutically acceptable salt, clathrate, solvate, tautomer, or stereoisomer of any of the foregoing, or a combination of any of the foregoing; with the proviso that ethyl hydrogen fumarate calcium salt, ethyl hydrogen fumarate magnesium salt, ethyl hydrogen fumarate zinc salt, and ethyl hydrogen fumarate copper salt are not present in the pharmaceutical composition.

[00203] Provided herein is a method of treating a patient with multiple sclerosis comprising (a) repeatedly administering a pharmaceutical composition comprising a fumarate to the patient; wherein the fumarate is a dialkyl fumarate, a monoalkyl fumarate, a combination of a dialkyl fumarate and a monoalkyl fumarate, a prodrug of monoalkyl fumarate, a deuterated form of any of the foregoing, or a pharmaceutically acceptable salt, clathrate, solvate, tautomer, or stereoisomer of any of the foregoing, or a combination of any of the foregoing; with the proviso

that ethyl hydrogen fumarate calcium salt, ethyl hydrogen fumarate magnesium salt, ethyl hydrogen fumarate zinc salt, and ethyl hydrogen fumarate copper salt are not present in the pharmaceutical composition; and (b) obtaining a complete blood count including lymphocyte count every 3 months after starting therapy of said patient with said pharmaceutical composition.

[00204] Provided herein is a method of treating a patient with multiple sclerosis comprising (a) administering a pharmaceutical composition comprising a fumarate to the patient; wherein the fumarate is a dialkyl fumarate, a monoalkyl fumarate, a combination of a dialkyl fumarate and a monoalkyl fumarate, a prodrug of monoalkyl fumarate, a deuterated form of any of the foregoing, or a pharmaceutically acceptable salt, clathrate, solvate, tautomer, or stereoisomer of any of the foregoing, or a combination of any of the foregoing; with the proviso that ethyl hydrogen fumarate calcium salt, ethyl hydrogen fumarate magnesium salt, ethyl hydrogen fumarate zinc salt, and ethyl hydrogen fumarate copper salt are not present in the pharmaceutical composition; and (b) monitoring the patient closely for signs or symptoms of appearance of new neurological dysfunction if the patient experiences lymphopenia after administering of said pharmaceutical composition.

[00205] Provided herein is a method of improving safety in treatment of a patient with multiple sclerosis comprising monitoring a patient with multiple sclerosis who is being treated with a pharmaceutical composition comprising a fumarate, and who experiences lymphopenia, for signs or symptoms of appearance of new neurological dysfunction; wherein the fumarate is a dialkyl fumarate, a monoalkyl fumarate, a combination of a dialkyl fumarate and a monoalkyl fumarate, a prodrug of monoalkyl fumarate, a deuterated form of any of the foregoing, or a pharmaceutically acceptable salt, clathrate, solvate, tautomer, or stereoisomer of any of the foregoing, or a combination of any of the foregoing; with the proviso that ethyl hydrogen fumarate calcium salt, ethyl hydrogen fumarate magnesium salt, ethyl hydrogen fumarate zinc salt, and ethyl hydrogen fumarate copper salt are not present in the pharmaceutical composition.

[00206] Provided herein is a method of treating multiple sclerosis in a patient who is being treated with a multiple sclerosis disease-modifying therapy other than a pharmaceutical composition comprising a fumarate; wherein the fumarate is a dialkyl fumarate, a monoalkyl fumarate, a combination of a dialkyl fumarate and a monoalkyl fumarate, a prodrug of monoalkyl fumarate, a deuterated form of any of the foregoing, or a pharmaceutically acceptable salt, clathrate, solvate, tautomer, or stereoisomer of any of the foregoing, or a combination of any

of the foregoing; with the proviso that ethyl hydrogen fumarate calcium salt, ethyl hydrogen fumarate magnesium salt, ethyl hydrogen fumarate zinc salt, and ethyl hydrogen fumarate copper salt are not present in the pharmaceutical composition; said method comprising the following steps in the stated order: (a) stopping administration of said multiple sclerosis disease-modifying therapy to said patient; (b) considering the half-life and mode of action of said multiple sclerosis disease-modifying therapy in order to avoid an additive immune effect whilst at the same time minimizing the risk of disease reactivation; and (c) administering the pharmaceutical composition comprising the fumarate to the patient.

[00207] Provided herein is a method of treating multiple sclerosis in a patient who is being treated with interferon or glatiramer acetate, said method comprising (a) discontinuing administration of interferon or glatiramer acetate to the patient; and (b) immediately after said discontinuing, starting administering to the patient of a pharmaceutical composition comprising a fumarate; wherein the fumarate is a dialkyl fumarate, a monoalkyl fumarate, a combination of a dialkyl fumarate and a monoalkyl fumarate, a prodrug of monoalkyl fumarate, a deuterated form of any of the foregoing, or a pharmaceutically acceptable salt, clathrate, solvate, tautomer, or stereoisomer of any of the foregoing, or a combination of any of the foregoing; with the proviso that ethyl hydrogen fumarate calcium salt, ethyl hydrogen fumarate magnesium salt, ethyl hydrogen fumarate zinc salt, and ethyl hydrogen fumarate copper salt are not present in the pharmaceutical composition.

[00208] Provided herein is a method of treating a patient with multiple sclerosis comprising (a) administering a pharmaceutical composition comprising a fumarate to the patient; wherein the fumarate is a dialkyl fumarate, a monoalkyl fumarate, a combination of a dialkyl fumarate and a monoalkyl fumarate, a prodrug of monoalkyl fumarate, a deuterated form of any of the foregoing, or a pharmaceutically acceptable salt, clathrate, solvate, tautomer, or stereoisomer of any of the foregoing, or a combination of any of the foregoing; with the proviso that ethyl hydrogen fumarate calcium salt, ethyl hydrogen fumarate magnesium salt, ethyl hydrogen fumarate zinc salt, and ethyl hydrogen fumarate copper salt are not present in the pharmaceutical composition; and (b) prior to the initial administering of the pharmaceutical composition comprising the fumarate to the patient, and periodically during treatment of said patient with said pharmaceutical composition comprising the fumarate, having a blood test done to count the number of white blood cells in the patient; and (c) considering stopping said

treatment with said pharmaceutical composition comprising the fumarate if the number of white blood cells decreases during said treatment.

[00209] Provided herein is a method of treating a patient with multiple sclerosis comprising (a) prior to initiating treatment of the patient with a pharmaceutical composition consisting essentially of dimethyl fumarate and/or monomethyl fumarate: (i) performing a complete blood count including lymphocyte count; and (ii) if the lymphocyte count is found to be below the normal range, considering alternative causes of lymphopenia, and taking corrective measures as appropriate regarding said alternative causes; and (b) administering said pharmaceutical composition to the patient.

[00210] Provided herein is a method of treating a patient with multiple sclerosis comprising (a) repeatedly administering a pharmaceutical composition consisting essentially of dimethyl fumarate and/or monomethyl fumarate to the patient; and (b) obtaining a complete blood count including lymphocyte count every 3 months after starting therapy of said patient with said pharmaceutical composition.

[00211] Provided herein is a method of treating a patient with multiple sclerosis comprising (a) administering a pharmaceutical composition consisting essentially of dimethyl fumarate and/or monomethyl fumarate to the patient; and (b) monitoring the patient closely for signs or symptoms of appearance of new neurological dysfunction if the patient experiences lymphopenia after administering of said pharmaceutical composition.

[00212] Provided herein is a method of improving safety in treatment of a patient with multiple sclerosis comprising monitoring a patient with multiple sclerosis who is being treated with a pharmaceutical composition consisting essentially of dimethyl fumarate and/or monomethyl fumarate, and who experiences lymphopenia, for signs or symptoms of appearance of new neurological dysfunction.

[00213] Provided herein is a method of treating multiple sclerosis in a patient who is being treated with a multiple sclerosis disease-modifying therapy other than a pharmaceutical composition consisting essentially of dimethyl fumarate and/or monomethyl fumarate; said method comprising the following steps in the stated order: (a) stopping administration of said multiple sclerosis disease-modifying therapy to said patient; (b) considering the half-life and mode of action of said multiple sclerosis disease-modifying therapy in order to avoid an additive immune effect whilst at the same time minimizing the risk of disease reactivation; and (c)

administering the pharmaceutical composition consisting essentially of dimethyl fumarate and/or monomethyl fumarate.

[00214] Provided herein is a method of treating multiple sclerosis in a patient who is being treated with interferon or glatiramer acetate, said method comprising (a) discontinuing administration of interferon or glatiramer acetate to the patient; and (b) immediately after said discontinuing, starting administering a pharmaceutical composition consisting essentially of dimethyl fumarate and/or monomethyl fumarate to the patient.

[00215] Provided herein is a method of treating a patient with multiple sclerosis comprising (a) administering a pharmaceutical composition consisting essentially of dimethyl fumarate and/or monomethyl fumarate to the patient; and (b) prior to the initial administering of said pharmaceutical composition to the patient, and periodically during treatment of said patient with said pharmaceutical composition, having a blood test done to count the number of white blood cells in the patient; and (c) considering stopping said treatment with said pharmaceutical composition if the number of white blood cells decreases during said treatment.

[00216] All of the various aspects, embodiments, and options disclosed herein can be combined in any and all variations. The compositions and methods provided are exemplary and are not intended to limit the scope of the claimed embodiments.

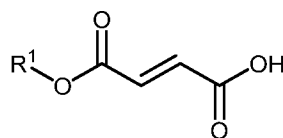
5.1 Active Agents for Use in the Methods Provided Herein

[00217] The active agents (i.e., drugs) for use in the methods and compositions of the invention are fumarates. Such a fumarate can be a dialkyl fumarate (e.g., dimethyl fumarate), a monoalkyl fumarate (e.g., monomethyl fumarate), a combination of dialkyl and monoalkyl fumarates (e.g., dimethyl fumarate and monomethyl fumarate), a prodrug of monoalkyl (e.g., monomethyl) fumarate, a deuterated form of any of the foregoing, or a pharmaceutically acceptable salt, clathrate, solvate, tautomer, or stereoisomer of any of the foregoing, or a combination of any of the foregoing. In one embodiment, the fumarate used in the methods, compositions and products described in this specification is dimethyl fumarate. In a specific embodiment, the fumarate is (i) a monoalkyl fumarate or prodrug thereof, or (ii) a dialkyl fumarate. In one embodiment, the monoalkyl fumarate is monomethyl fumarate (“MMF”). In another embodiment, the dialkyl fumarate is dimethyl fumarate (“DMF”).

5.1.1 Mono- and Dialkyl Fumarates

[00218] In particular, provided herein are mono- and dialkyl fumarates or pharmaceutically acceptable salts, clathrates, solvates, or stereoisomers thereof for use in the methods provided herein.

[00219] In one embodiment, the fumarate is a monoalkyl fumarate of Formula I:



(I)

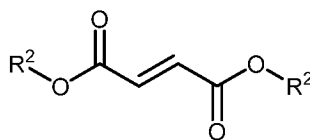
or a pharmaceutically acceptable salt, clathrate, solvate, or stereoisomer thereof,
wherein

R¹ is C₁₋₆ alkyl.

[00220] In certain embodiments of a compound of Formula (I), R¹ is methyl (monomethyl fumarate, “MMF”).

[00221] In one embodiment, the compounds of Formula I may be prepared using methods known to those skilled in the art, for example, as disclosed in U.S. Patent No. 4,959,389.

[00222] In another embodiment, the fumarate is a dialkyl fumarate of Formula II:



(II)

or a pharmaceutically acceptable salt, clathrate, solvate, or stereoisomer thereof,
wherein

each R² is independently C₁₋₆ alkyl.

[00223] In certain embodiments of a compound of Formula (II), each R² is methyl (dimethyl fumarate, “DMF”). In a specific embodiment, the agent is administered as a pharmaceutical composition, wherein the pharmaceutical composition is TECFIDERA[®]. In another specific embodiment, the agent is as a pharmaceutical composition, wherein the pharmaceutical composition is FUMADERM[®]. FUMADERM[®] comprises of the following active ingredients: dimethyl fumarate, calcium salt of ethyl hydrogen fumarate, magnesium salt of ethyl hydrogen fumarate, and zinc salt of ethyl hydrogen fumarate.

[00224] In one embodiment, the compounds of Formula (II) may be prepared using methods known to those skilled in the art, for example, as disclosed in U.S. Patent No. 4,959,389.

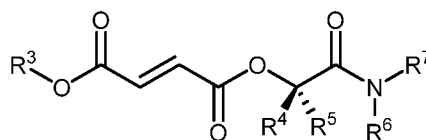
[00225] In one embodiment, the fumarate is dimethyl fumarate and/or monomethyl fumarate.

[00226] In one embodiment, the fumarate is dimethyl fumarate

5.1.2 Prodrugs of Monoalkyl Fumarates

[00227] Further provided herein are prodrugs of monoalkyl fumarates or pharmaceutically acceptable salts, clathrates, solvates, or stereoisomers thereof for use in the methods provided herein.

[00228] In particular, the prodrugs of monoalkyl fumarates are the prodrugs disclosed in WO2013/119677, such as the compounds of Formula (III):



(III)

or a pharmaceutically acceptable salt, clathrate, solvate, tautomer, or stereoisomer thereof,

R³ is C₁₋₆ alkyl;

R⁴ and R⁵ are each independently hydrogen, C₁₋₆ alkyl, or substituted C₁₋₆ alkyl;

R⁶ and R⁷ are each independently hydrogen, C₁₋₆ alkyl, substituted C₁₋₆ alkyl, C₁₋₆ heteroalkyl, substituted C₁₋₆ heteroalkyl, C₄₋₁₂ cycloalkylalkyl, substituted C₄₋₁₂ cycloalkylalkyl, C₇₋₁₂ arylalkyl, or substituted C₇₋₁₂ arylalkyl; or R⁶ and R⁷ together with the nitrogen to which they are attached form a ring chosen from C₅₋₁₀ heteroaryl, substituted C₅₋₁₀ heteroaryl, C₅₋₁₀ heterocycloalkyl, and substituted C₅₋₁₀ heterocycloalkyl; and

wherein each substituent is independently halogen, -OH, -CN, -CF₃, =O, -NO₂, benzyl, -C(O)NR⁸₂, -R⁸, -OR⁸, -C(O)R⁸, -COOR⁸, or -NR⁸₂ wherein each R⁸ is independently hydrogen or C₁₋₄ alkyl.

[00229] In certain embodiments of a compound of Formula (III), when R³ is ethyl; then R⁶ and R⁷ are each independently hydrogen, C₁₋₆ alkyl, or substituted C₁₋₆ alkyl.

[00230] In certain embodiments of a compound of Formula (III), each substituent group is

independently halogen, -OH, -CN, -CF₃, -R⁸, -OR⁸, or -NR⁸₂ wherein each R⁸ is independently hydrogen or C₁₋₄ alkyl. In certain embodiments, each substituent group is independently -OH or -COOH.

[00231] In certain embodiments of a compound of Formula (III), each substituent group is independently =O, C₁₋₄ alkyl, or -COOR⁸, wherein R⁸ is hydrogen or C₁₋₄ alkyl.

[00232] In certain embodiments of a compound of Formula (III), R³ is methyl.

[00233] In certain embodiments of a compound of Formula (III), R³ is ethyl.

[00234] In certain embodiments of a compound of Formula (III), R³ is C₃₋₆ alkyl.

[00235] In certain embodiments of a compound of Formula (III), R³ is methyl, n-propyl, isopropyl, n-butyl, sec-butyl, isobutyl, or tert-butyl.

[00236] In certain embodiments of a compound of Formula (III), R³ is methyl, ethyl, n-propyl, isopropyl, n-butyl, sec-butyl, isobutyl, or tert-butyl.

[00237] In certain embodiments of a compound of Formula (III), each of R⁴ and R⁵ is hydrogen.

[00238] In certain embodiments of a compound of Formula (III), one of R⁴ and R⁵ is hydrogen and the other of R⁴ and R⁵ is C₁₋₄ alkyl.

[00239] In certain embodiments of a compound of Formula (III), one of R⁴ and R⁵ is hydrogen and the other of R⁴ and R⁵ is methyl, ethyl, n-propyl, isopropyl, n-butyl, isobutyl, sec-butyl, or tert-butyl.

[00240] In certain embodiments of a compound of Formula (III), one of R⁴ and R⁵ is hydrogen and the other of R⁴ and R⁵ is methyl.

[00241] In certain embodiments of a compound of Formula (III), R⁶ and R⁷ are each independently hydrogen or C₁₋₆ alkyl.

[00242] In certain embodiments of a compound of Formula (III), R⁶ and R⁷ are each independently hydrogen or C₁₋₄ alkyl.

[00243] In certain embodiments of a compound of Formula (III), R⁶ and R⁷ are each independently hydrogen, methyl, or ethyl.

[00244] In certain embodiments of a compound of Formula (III), R⁶ and R⁷ are each hydrogen; in certain embodiments, R⁶ and R⁷ are each methyl; and in certain embodiments, R⁶ and R⁷ are each ethyl.

[00245] In certain embodiments of a compound of Formula (III), R⁶ is hydrogen; and R⁷ is

C₁₋₄ alkyl, substituted C₁₋₄ alkyl wherein each substituent independently is =O, -OR⁸, -COOR⁸, or -NR⁸₂, and wherein each R⁸ is independently hydrogen or C₁₋₄ alkyl.

[00246] In certain embodiments of a compound of Formula (III), R⁶ is hydrogen; and R⁷ is C₁₋₄ alkyl, benzyl, 2-methoxyethyl, carboxymethyl, carboxypropyl, 1,3,4-thiadiazolyl, methoxy, -COOCH₃, 2-oxo-1,3-oxazolidinyl, 2-(methylethoxy)ethyl, 2-ethoxyethyl, (tert-butylloxycarbonyl)methyl, (ethoxycarbonyl)methyl, (methylethyl)oxycarbonylmethyl, or ethoxycarbonylmethyl.

[00247] In certain embodiments of a compound of Formula (III), R⁶ and R⁷ together with the nitrogen to which they are attached form a ring chosen from a C₅₋₆ heterocycloalkyl, substituted C₅₋₆ heterocycloalkyl, C₅₋₆ heteroaryl, and substituted C₅₋₆ heteroaryl ring. In certain embodiments of a compound of Formula (III), R⁶ and R⁷ together with the nitrogen to which they are attached form a ring chosen from a C₅ heterocycloalkyl, substituted C₅ heterocycloalkyl, C₅ heteroaryl, and substituted C₅ heteroaryl ring. In certain embodiments of a compound of Formula (III), R⁶ and R⁷ together with the nitrogen to which they are attached form a ring chosen from a C₆ heterocycloalkyl, substituted C₆ heterocycloalkyl, C₆ heteroaryl, and substituted C₆ heteroaryl ring. In certain embodiments of a compound of Formula (III), R⁶ and R⁷ together with the nitrogen to which they are attached form a ring chosen from piperazine, 1,3-oxazolidinyl, pyrrolidine, and morpholine ring.

[00248] In certain embodiments of a compound of Formula (III), R⁶ and R⁷ together with the nitrogen to which they are attached form a C₅₋₁₀ heterocycloalkyl ring.

[00249] In certain embodiments of a compound of Formula (III), one of R⁴ and R⁵ is hydrogen and the other of R⁴ and R⁵ is C₁₋₆ alkyl; R⁶ is hydrogen; R⁷ is hydrogen, C₁₋₆ alkyl, or benzyl.

[00250] In certain embodiments of a compound of Formula (III), R³ is methyl; one of R⁴ and R⁵ is hydrogen and the other of R⁴ and R⁵ is C₁₋₆ alkyl; R⁶ is hydrogen; and R⁷ is hydrogen, C₁₋₆ alkyl, or benzyl.

[00251] In certain embodiments of a compound of Formula (III), one of R⁴ and R⁵ is hydrogen and the other of R⁴ and R⁵ is hydrogen or C₁₋₆ alkyl; and each of R⁶ and R⁷ is C₁₋₆ alkyl.

[00252] In certain embodiments of a compound of Formula (III), R³ is methyl; one of R⁴ and R⁵ is hydrogen and the other of R⁴ and R⁵ is hydrogen or C₁₋₆ alkyl; and each of R⁶ and R⁷ is C₁₋₆ alkyl. In certain embodiments of a compound of Formula (III), R⁵ is methyl; each of R⁴ and

R⁵ is hydrogen; and each of R⁶ and R⁷ is C₁₋₆ alkyl.

[00253] In certain embodiments of a compound of Formula (III), R³ is methyl; one of R⁴ and R⁵ is hydrogen and the other of R⁴ and R⁵ is hydrogen or C₁₋₄ alkyl; R⁶ is hydrogen; and R⁷ is C₁₋₄ alkyl or substituted C₁₋₄ alkyl wherein the substituent group is =O, -OR⁸, -COOR⁸, or -NR⁸₂, wherein each R⁸ is independently hydrogen or C₁₋₄ alkyl. In certain embodiments of a compound of Formula (III), R³ is methyl; one of R⁴ and R⁵ is hydrogen and the other of R⁴ and R⁵ is methyl; R⁶ is hydrogen; and R⁷ is C₁₋₄ alkyl or substituted C₁₋₄ alkyl wherein the substituent group is =O, -OR⁸, -COOR⁸, or -NR⁸₂, wherein each R⁸ is independently hydrogen or C₁₋₄ alkyl. In certain embodiments of a compound of Formula (III), R³ is methyl; each of R⁴ and R⁵ is hydrogen; R⁶ is hydrogen; and R⁷ is C₁₋₄ alkyl or substituted C₁₋₄ alkyl wherein the substituent group is =O, -OR¹¹, -COOR¹¹, or -NR¹¹₂, wherein each R¹¹ is independently hydrogen or C₁₋₄ alkyl.

[00254] In certain embodiments of a compound of Formula (III), R⁶ and R⁷ together with the nitrogen to which they are attached form a C₅₋₁₀ heterocycloalkyl ring.

[00255] In certain embodiments of a compound of Formula (III), R³ is methyl; one of R⁴ and R⁵ is hydrogen and the other of R⁴ and R⁵ is hydrogen or C₁₋₆ alkyl; and R⁶ and R⁷ together with the nitrogen to which they are attached form a ring chosen from C₅₋₆ heterocycloalkyl, substituted C₅₋₆ heterocycloalkyl, C₅₋₆ heteroaryl, and substituted C₅₋₆ heteroaryl ring. In certain embodiments of a compound of Formula (III), R³ is methyl; one of R⁴ and R⁵ is hydrogen and the other of R⁴ and R⁵ is methyl; R⁶ and R⁷ together with the nitrogen to which they are attached form a ring chosen from a C₅₋₆ heterocycloalkyl, substituted C₅₋₆ heterocycloalkyl, C₅₋₆ heteroaryl, and substituted C₅₋₆ heteroaryl ring. In certain embodiments of a compound of Formula (III), R³ is methyl; each of R⁴ and R⁵ is hydrogen; and R⁶ and R⁷ together with the nitrogen to which they are attached form a ring chosen from C₅₋₆ heterocycloalkyl, substituted C₅₋₆ heterocycloalkyl, C₅₋₆ heteroaryl, and substituted C₅₋₆ heteroaryl ring.

[00256] In certain embodiments of a compound of Formula (III), one of R⁴ and R⁵ is hydrogen and the other of R⁴ and R⁵ is hydrogen or C₁₋₆ alkyl; and R⁶ and R⁷ together with the nitrogen to which they are attached form a ring chosen from morpholine, piperazine, and N-substituted piperazine.

[00257] In certain embodiments of a compound of Formula (III), R³ is methyl; one of R⁴ and R⁵ is hydrogen and the other of R⁴ and R⁵ is hydrogen or C₁₋₆ alkyl; and R⁶ and R⁷ together with the nitrogen to which they are attached form a ring chosen from morpholine, piperazine,

and N-substituted piperazine.

[00258] In certain embodiments of a compound of Formula (III), R³ is not methyl.

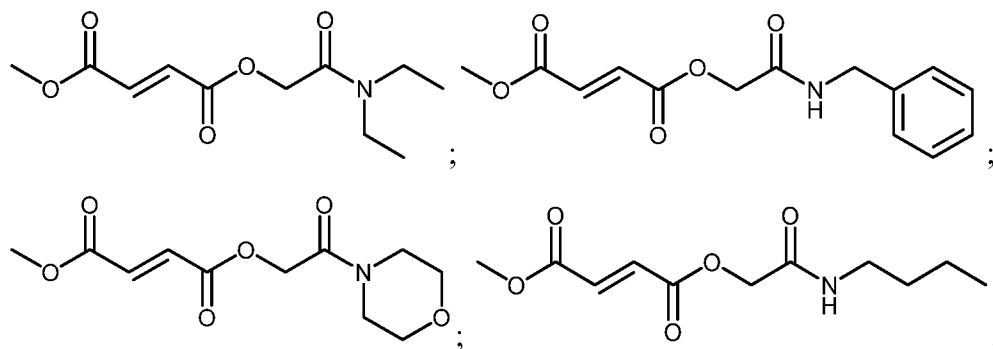
[00259] In certain embodiments of a compound of Formula (III), R⁴ is hydrogen, and in certain embodiments, R⁵ is hydrogen.

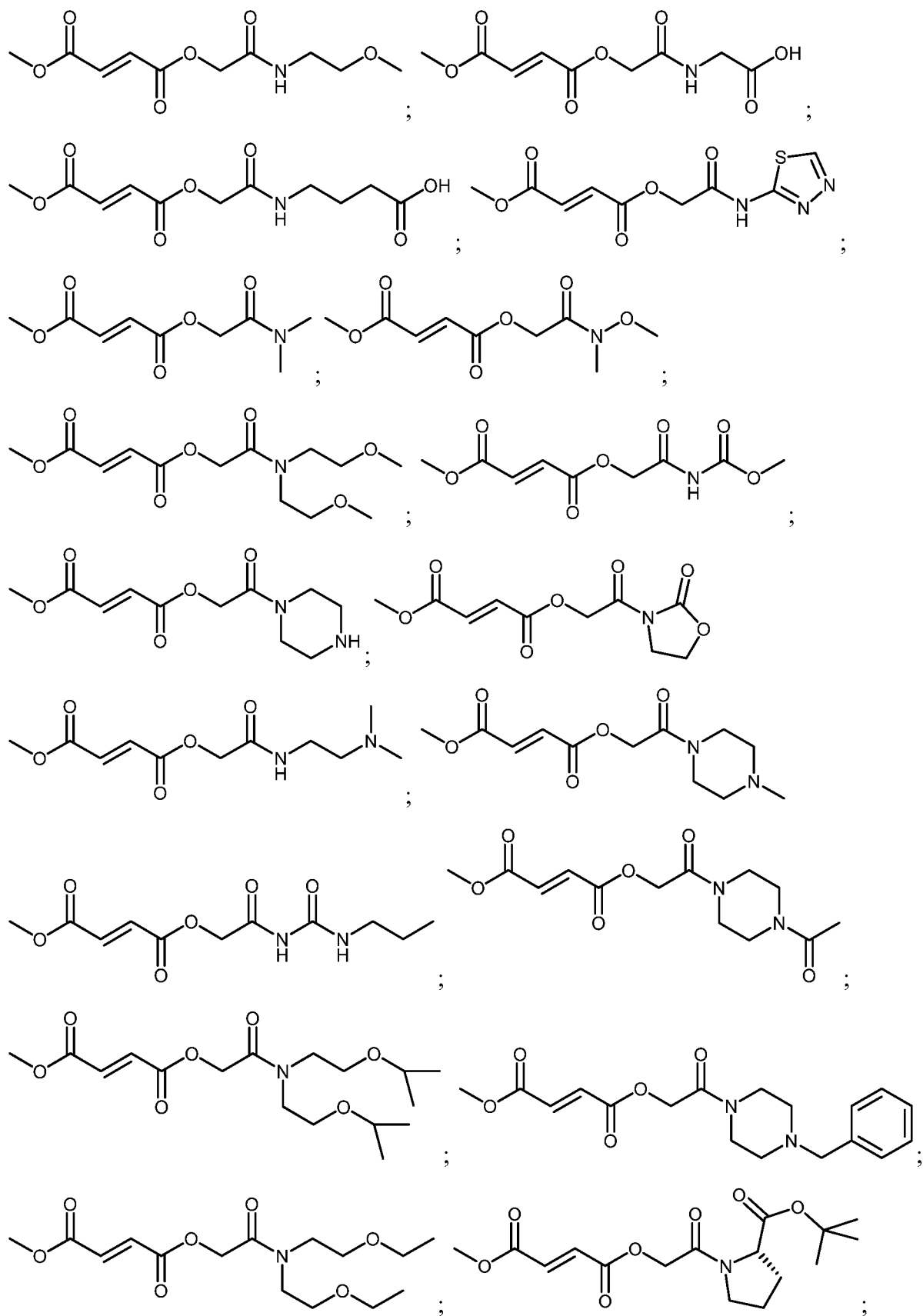
[00260] In certain embodiments of a compound of Formula (III), R⁶ and R⁷ are independently hydrogen, C₁₋₆ alkyl, substituted C₁₋₆ alkyl, C₆₋₁₀ aryl, substituted C₆₋₁₀ aryl, C₄₋₁₂ cycloalkylalkyl, substituted C₄₋₁₂ cycloalkylalkyl, C₇₋₁₂ arylalkyl, substituted C₇₋₁₂ arylalkyl, C₁₋₆ heteroalkyl, substituted C₁₋₆ heteroalkyl, C₆₋₁₀ heteroaryl, substituted C₆₋₁₀ heteroaryl, C₄₋₁₂ heterocycloalkylalkyl, substituted C₄₋₁₂ heterocycloalkylalkyl, C₇₋₁₂ heteroarylalkyl, substituted C₇₋₁₂ heteroarylalkyl; or R⁶ and R⁷ together with the nitrogen to which they are attached form a ring chosen from a C₅₋₁₀ heteroaryl, substituted C₅₋₁₀ heteroaryl, C₅₋₁₀ heterocycloalkyl, and substituted C₅₋₁₀ heterocycloalkyl.

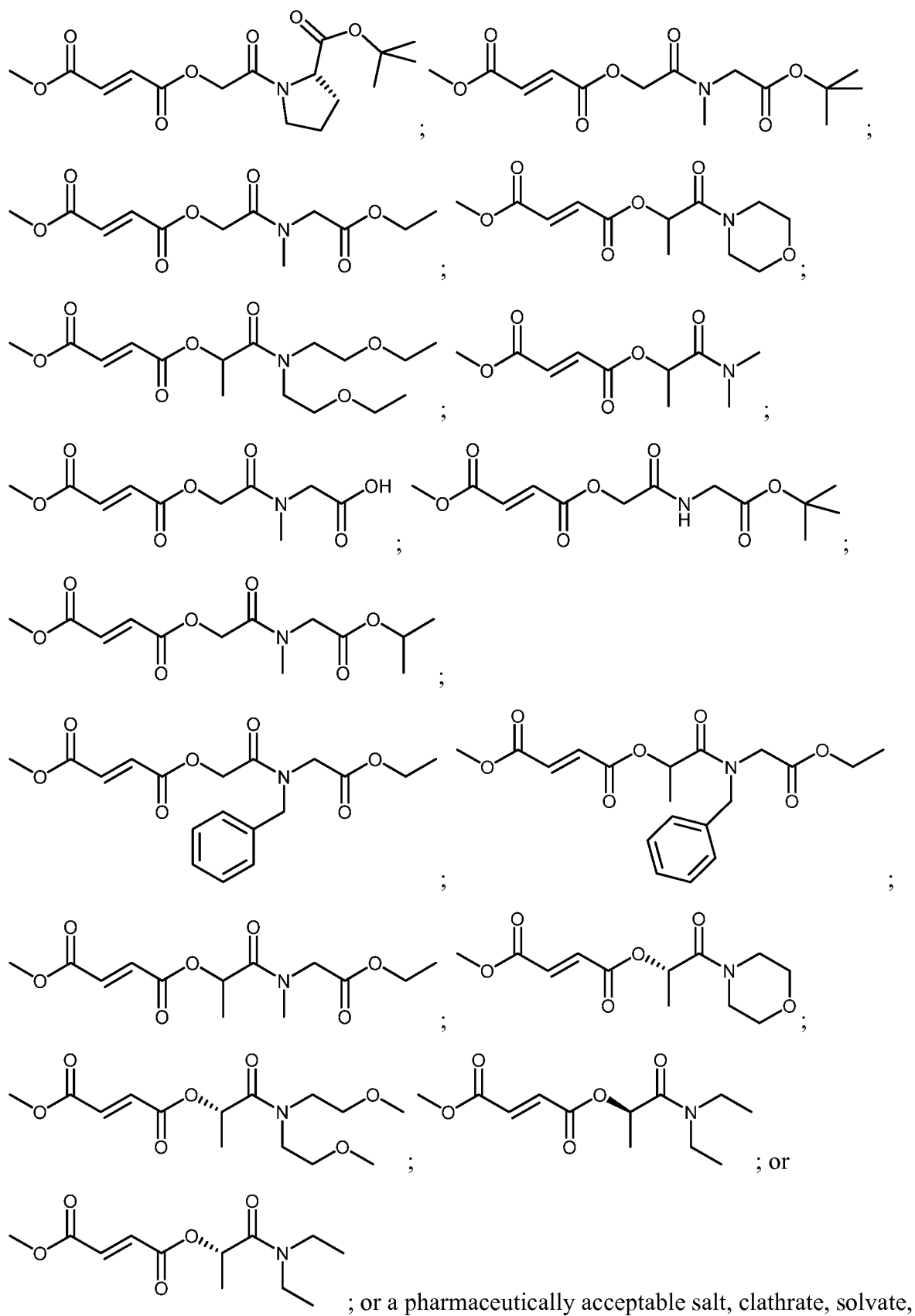
[00261] In certain embodiments of a compound of Formula (III), the compound is:
 (N,N-diethylcarbamoyl)methyl methyl(2E)but-2-ene-1,4-dioate;
 methyl[N-benzylcarbamoyl]methyl(2E)but-2-ene-1,4-dioate;
 methyl 2-morpholin-4-yl-2-oxoethyl(2E)but-2-ene-1,4-dioate;
 (N-butylcarbamoyl)methyl methyl(2E)but-2-ene-1,4-dioate;
 [N-(2-methoxyethyl)carbamoyl]methyl methyl(2E)but-2-ene-1,4-dioate;
 2-{2-[(2E)-3-(methoxycarbonyl)prop-2-enoyloxy]acetyl amino}acetic acid;
 4-{2-[(2E)-3-(methoxycarbonyl)prop-2-enoyloxy]acetyl amino}butanoic acid;
 methyl(N-(1,3,4-thiadiazol-2-yl)carbamoyl)methyl(2E)but-2-ene-1,4-dioate;
 (N,N-dimethylcarbamoyl)methyl methyl(2E)but-2-ene-1,4-dioate;
 (N-methoxy-N-methylcarbamoyl)methyl methyl(2E)but-2-ene-1,4-dioate;
 bis-(2-methoxyethylamino)carbamoyl]methyl methyl(2E)but-2-ene-1,4-dioate;
 [N-(methoxycarbonyl)carbamoyl]methyl methyl(2E)but-2-ene-1,4-dioate;
 4-{2-[(2E)-3-(methoxycarbonyl)prop-2-enoyloxy]acetyl amino}butanoic acid, sodium salt;
 methyl 2-oxo-2-piperazinylethyl(2E)but-2-ene-1,4-dioate;
 methyl 2-oxo-2-(2-oxo(1,3-oxazolidin-3-yl)ethyl(2E)but-2-ene-1,4-dioate;
 {N-[2-(dimethylamino)ethyl]carbamoyl}methyl methyl(2E)but-2-ene-1,4-dioate;
 methyl 2-(4-methylpiperazinyl)-2-oxoethyl(2E)but-2-ene-1,4-dioate;
 methyl {N-[(propylamino)carbonyl]carbamoyl}methyl(2E)but-2-ene-1,4-dioate;

2-(4-acetylpiperazinyl)-2-oxoethyl methyl(2E)but-2-ene-1,4-dioate;
 {N,N-bis[2-(methylethoxy)ethyl]carbamoyl}methyl methyl(2E)but-2-ene-1,4-dioate;
 methyl 2-(4-benzylpiperazinyl)-2-oxoethyl(2E)but-2-ene-1,4-dioate;
 [N,N-bis(2-ethoxyethyl)carbamoyl]methyl methyl(2E)but-2-ene-1,4-dioate;
 2-{(2S)-2-[(tert-butyl)oxycarbonyl]pyrrolidinyl}-2-oxoethyl methyl(2E)but-2-ene-1,4-dioate;
 1-{2-[(2E)-3-(methoxycarbonyl)prop-2-enoyloxy]acetyl}(2S)pyrrolidine-2-carboxylic acid;
 (N-{[(tert-butyl)oxycarbonyl]methyl}-N-methylcarbamoyl)methyl methyl(2E)but-2-ene-1,4-dioate;
 {N-(ethoxycarbonyl)methyl}-N-methylcarbamoyl}methyl methyl(2E)but-2-ene-1,4-dioate;
 methyl 1-methyl-2-morpholin-4-yl-2-oxoethyl(2E)but-2-ene-1,4-dioate;
 [N,N-bis(2-methoxyethyl)carbamoyl]ethyl methyl(2E)but-2-ene-1,4-dioate;
 (N,N-dimethylcarbamoyl)ethyl methyl(2E)but-2-ene-1,4-dioate;
 2-{2-[(2E)-3-(methoxy carbonyl)prop-2-enoyloxyl]-N-methylacetyl amino}acetic acid;
 (N-{[(tert-butyl)oxycarbonyl]methyl} carbamoyl)methyl methyl(2E)but-2-ene-1,4-dioate;
 (2E)but-methyl-N-{[(methylethyl)oxycarbonyl]methyl} carbamoyl)methyl(2E)but-2-ene-1,4-dioate;
 {N-[(ethoxycarbonyl)methyl]-N-benzylcarbamoyl}methyl methyl(2E)but-2-ene-1,4-dioate;
 {N-[(ethoxycarbonyl)methyl]-N-benzylcarbamoyl}ethyl methyl(2E)but-2-ene-1,4-dioate;
 {N-[(ethoxycarbonyl)methyl]-N-methylcarbamoyl}ethyl methyl(2E)but-2-ene-1,4-dioate;
 (1S)-1-methyl-2-morpholin-4-yl-2-oxo ethyl methyl(2E)but-2-ene-1,4-dioate;
 (1S)-1-[N,N-bis(2-methoxyethyl)carbamoyl]ethyl methyl(2E)but-2-ene-1,4-dioate;
 (1R)-1-(N,N-diethylcarbamoyl)ethyl methyl(2E)but-2-ene-1,4-dioate; or
 (1S)-1-(N,N-diethylcarbamoyl)ethyl methyl(2E)but-2-ene-1,4-dioate; or a pharmaceutically acceptable salt, clathrate, solvate, tautomer, or stereoisomer thereof.

[00262] In certain embodiments of a compound of Formula (III), the compound is:



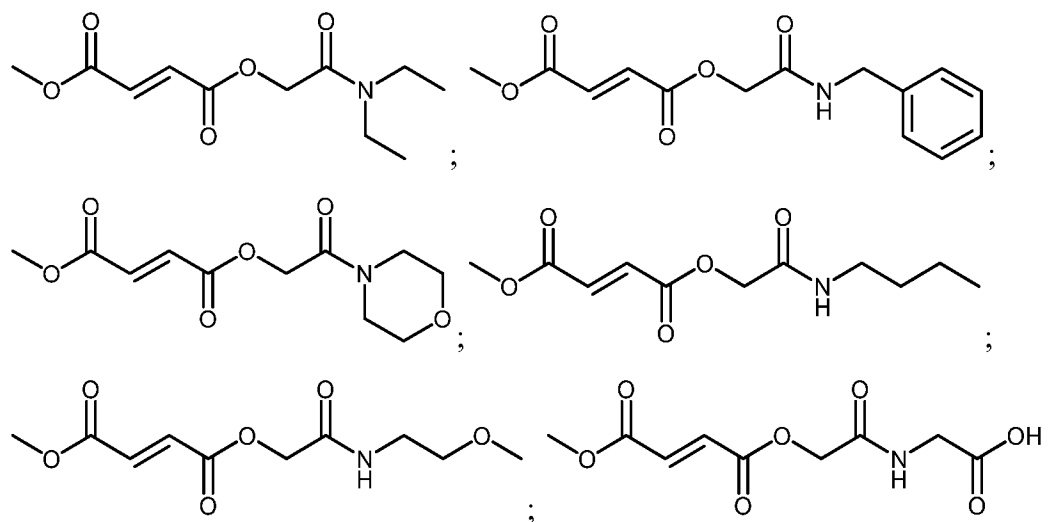


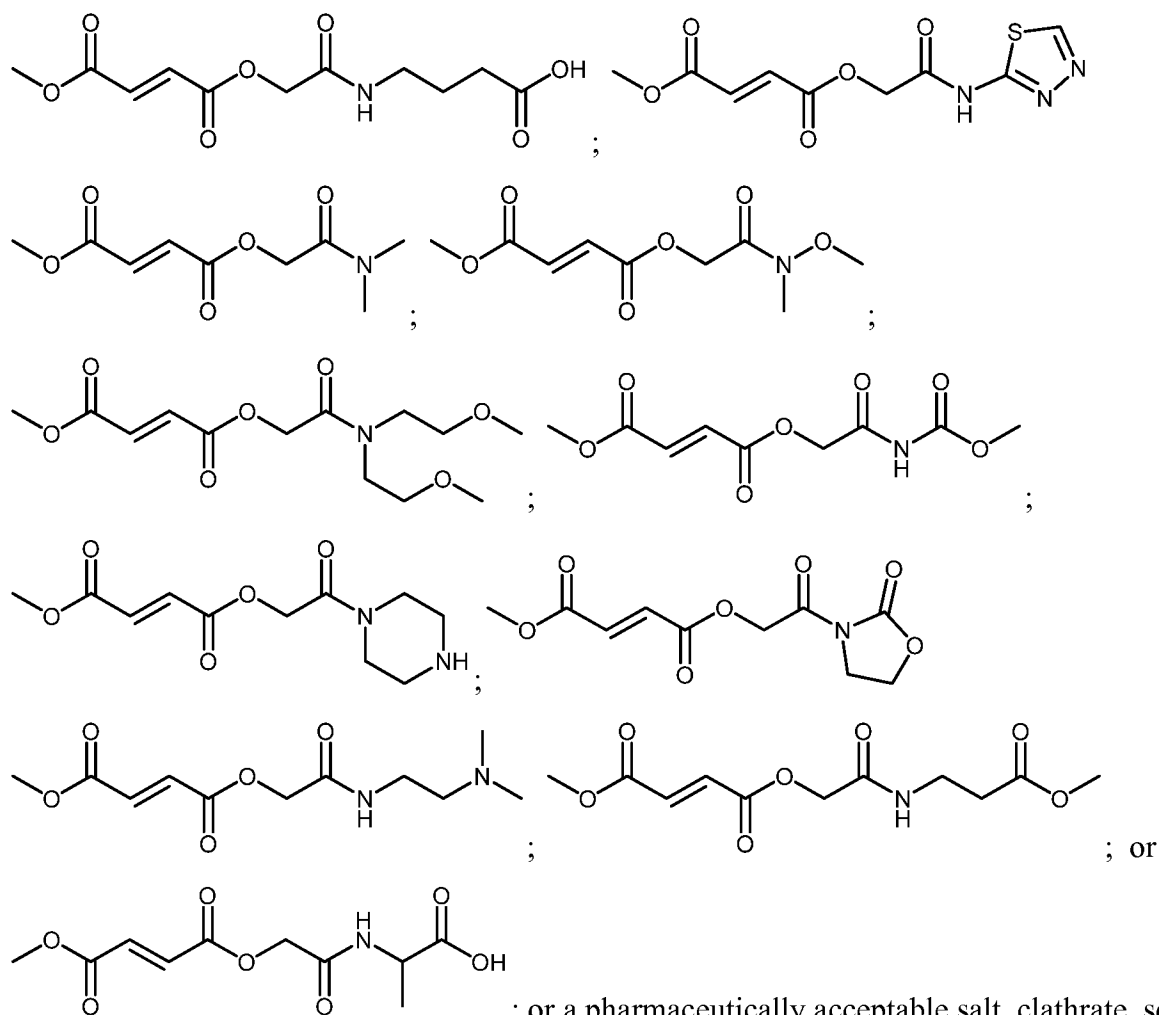


tautomer, or stereoisomer thereof.

[00263] In certain embodiments of a compound of Formula (III), the compound is:
 (N,N-diethylcarbamoyl)methyl methyl(2E)but-2-ene-1,4-dioate;
 methyl[N-benzylcarbamoyl]methyl(2E)but-2-ene-1,4-dioate; methyl 2-morpholin-4-yl-2-oxoethyl(2E)but-2-ene-1,4-dioate;
 (N-butylcarbamoyl)methyl methyl(2E)but-2-ene-1,4-dioate;
 [N-(2-methoxyethyl)carbamoyl]methyl methyl(2E)but-2-ene-1,4-dioate;
 2-{2-[(2E)-3-(methoxycarbonyl)prop-2-enoyloxy]acetyl amino}acetic acid;
 {2-[(2E)-3-(methoxycarbonyl)prop-2-enoyloxy]acetyl amino}butanoic acid;
 methyl(N-(1,3,4-thiadiazol-2-yl)carbamoyl)methyl(2E)but-2ene-1,4-dioate;
 (N,N-dimethylcarbamoyl)methyl methyl(2E)but-2-ene-1,4-dioate;
 (N-methoxy-N-methylcarbamoyl)methyl methyl(2E)but-2-ene-1,4-dioate;
 bis-(2-methoxyethylamino)carbamoyl]methyl methyl(2E)but-2-ene-1,4-dioate;
 [N-(methoxycarbonyl)carbamoyl]methyl methyl(2E)but-2ene-1,4-dioate;
 methyl 2-oxo-2-piperazinyloxyethyl(2E)but-2-ene-1,4-dioate;
 methyl 2-oxo-2-(2-oxo(1,3-oxazolidin-3-yl)ethyl(2E)but-2ene-1,4-dioate;
 {N-[2-(dimethylamino)ethyl]carbamoyl}methyl methyl(2E)but-2ene-1,4-dioate;
 (N-[(methoxycarbonyl)ethyl]carbamoyl)methyl methyl(2E)but-2-ene-1,4-dioate; or
 2-{2-[(2E)-3-(methoxycarbonyl)prop-2-enoyloxy]acetyl amino}propanoic acid; or a
 pharmaceutically acceptable salt, clathrate, solvate, tautomer, or stereoisomer thereof.

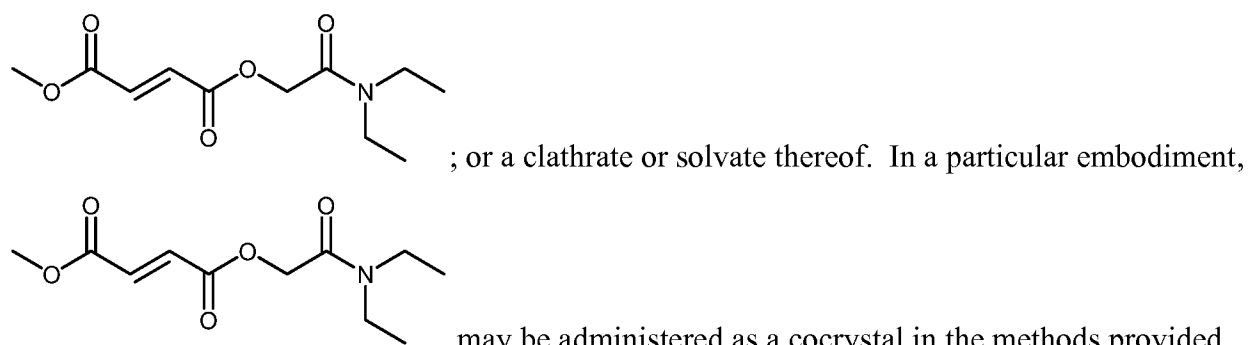
[00264] In certain embodiments of a compound of Formula (III), the compound is:





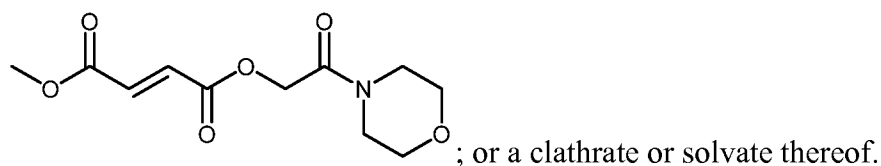
; or a pharmaceutically acceptable salt, clathrate, solvate, tautomer, or stereoisomer thereof.

[00265] In certain embodiments of a compound of Formula (III), the compound is:

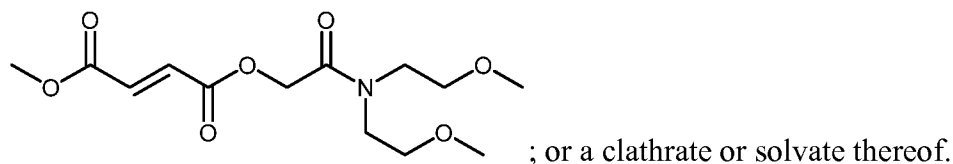


may be administered as a cocrystal in the methods provided herein. In certain embodiments, the cocrystals are cocrystals with urea, fumaric acid, succinic acid, maleic acid, malic acid, or citric acid or those disclosed in US patent application publication number US 2014-0179778 A1.

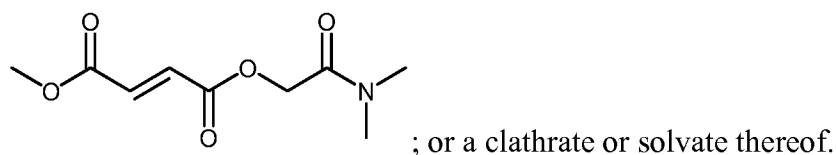
[00266] In certain embodiments of a compound of Formula (III), the compound is:



[00267] In certain embodiments of a compound of Formula (III), the compound is:



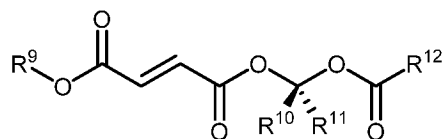
[00268] In certain embodiments of a compound of Formula (III), the compound is:



[00269] The compounds recited in paragraphs [00261] and [00263] are named using Chemistry 4-D Draw Pro, Version 7.01c (ChemInnovation Software, Inc., San Diego, California).

[00270] In one embodiment, the compounds of Formula (III) may be prepared using methods known to those skilled in the art, for example, as disclosed in U.S. Patent No. 8,148,414 B2.

[00271] In one embodiment, the prodrugs of monoalkyl fumarates are the prodrugs disclosed in WO2013/119677, such as the compounds of Formula (IV):



(IV)

or a pharmaceutically acceptable salt, clathrate, solvate, tautomer, or stereoisomer thereof, wherein

R^9 is C_{1-6} alkyl;

R^{10} and R^{11} are each independently hydrogen, C_{1-6} alkyl, or substituted C_{1-6} alkyl; and

R^{12} is C_{1-6} alkyl, substituted C_{1-6} alkyl, C_{1-6} alkenyl, substituted C_{1-6} alkenyl, C_{1-6} heteroalkyl, substituted C_{1-6} heteroalkyl, C_{3-8} cycloalkyl, substituted C_{3-8} cycloalkyl, C_{6-8} aryl, substituted C_{6-8} aryl, or

$-OR^{13}$ wherein R^{13} is C_{1-6} alkyl, substituted C_{1-6} alkyl, C_{3-10} cycloalkyl, substituted

C₃₋₁₀ cycloalkyl, C₆₋₁₀ aryl, or substituted C₆₋₁₀ aryl;
 wherein each substituent is independently halogen, -OH, -CN, -CF₃, =O, -NO₂,
 benzyl, -C(O)NR¹⁴₂, -R¹⁴, -OR¹⁴, -C(O)R¹⁴, -COOR¹⁴, or -NR¹⁴₂ wherein each R¹⁴
 is independently hydrogen or C₁₋₄ alkyl.

[00272] In certain embodiments of a compound of Formula (IV), each substituent is independently halogen, -OH, -CN, -CF₃, -R¹⁴, -OR¹⁴, or -NR¹⁴₂ wherein each R¹⁴ is independently hydrogen or C₁₋₄ alkyl.

[00273] In certain embodiments of a compound of Formula (IV), each substituent is independently =O, C₁₋₄ alkyl, and -COOR¹⁴ wherein R¹⁴ is hydrogen or C₁₋₄ alkyl.

[00274] In certain embodiments of a compound of Formula (IV), R⁹ is C₁₋₆ alkyl; in certain embodiments, R⁹ is C₁₋₃ alkyl; and in certain embodiments, R⁹ is methyl or ethyl.

[00275] In certain embodiments of a compound of Formula (IV), R⁹ is methyl.

[00276] In certain embodiments of a compound of Formula (IV), R⁹ is ethyl, n-propyl, isopropyl, n-butyl, sec-butyl, isobutyl, or tert-butyl.

[00277] In certain embodiments of a compound of Formula (IV), R⁹ is methyl, ethyl, n-propyl, isopropyl, n-butyl, isobutyl, or tert-butyl.

[00278] In certain embodiments of a compound of Formula (IV), one of R¹⁰ and R¹¹ is hydrogen and the other of R¹⁰ and R¹¹ is C₁₋₆ alkyl. In certain embodiments of a compound of Formula (IV), one of R¹⁰ and R¹¹ is hydrogen and the other of R¹⁰ and R¹¹ is C₁₋₄ alkyl.

[00279] In certain embodiments of a compound of Formula (IV), one of R¹⁰ and R¹¹ is hydrogen and the other of R¹⁰ and R¹¹ is methyl, ethyl, n-propyl, or isopropyl. In certain embodiments of a compound of Formula (IV), each of R¹⁰ and R¹¹ is hydrogen.

[00280] In certain embodiments of a compound of Formula (IV), R¹² is C₁₋₆ alkyl; one of R¹⁰ and R¹¹ is hydrogen and the other of R¹⁰ and R¹¹ is C₁₋₆ alkyl; and R⁹ is C₁₋₆ alkyl.

[00281] In certain embodiments of a compound of Formula (IV), R¹² is -OR¹³.

[00282] In certain embodiments of a compound of Formula (IV), R¹³ is C₁₋₄ alkyl, cyclohexyl, or phenyl.

[00283] In certain embodiments of a compound of Formula (IV), R¹² is methyl, ethyl, n-propyl, or isopropyl; one of R¹⁰ and R¹¹ is hydrogen and the other of R¹⁰ and R¹¹ is methyl, ethyl, n-propyl, or isopropyl.

[00284] In certain embodiments of a compound of Formula (IV), R¹² is substituted C₁₋₂

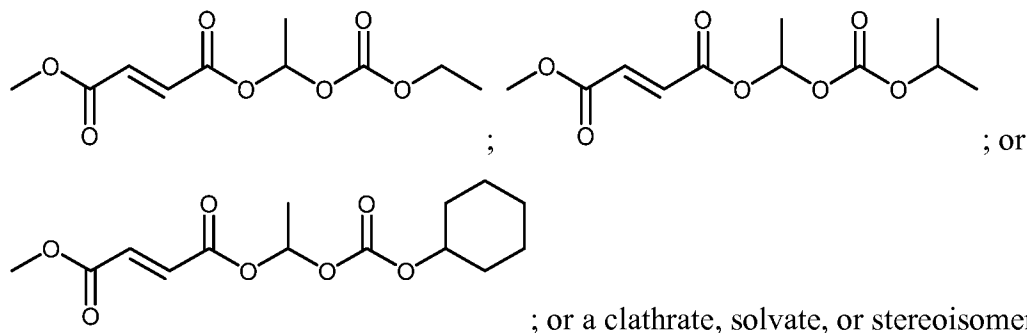
alkyl, wherein each substituent is independently -COOH, -NHC(O)CH₂NH₂, or -NH₂.

[00285] In certain embodiments of a compound of Formula (IV), R¹² is ethoxy, methylethoxy, isopropyl, phenyl, cyclohexyl, cyclohexyloxy, -CH(NH₂)CH₂COOH, -CH₂CH(NH₂)COOH, -CH(NHC(O)CH₂NH₂)-CH₂COOH, or -CH₂CH(NHC(O)CH₂NH₂)-COOH.

[00286] In certain embodiments of a compound of Formula (IV), R⁹ is methyl or ethyl; one of R¹⁰ and R¹¹ is hydrogen and the other of R¹⁰ and R¹¹ is hydrogen, methyl, ethyl, n-propyl, or isopropyl; and R¹² is C₁₋₃ alkyl, substituted C₁₋₂ alkyl wherein each substituent group is -COOH, -NHC(O)CH₂NH₂, -NH₂, or -OR¹³ wherein R¹³ is C₁₋₃ alkyl, cyclohexyl, phenyl, or cyclohexyl.

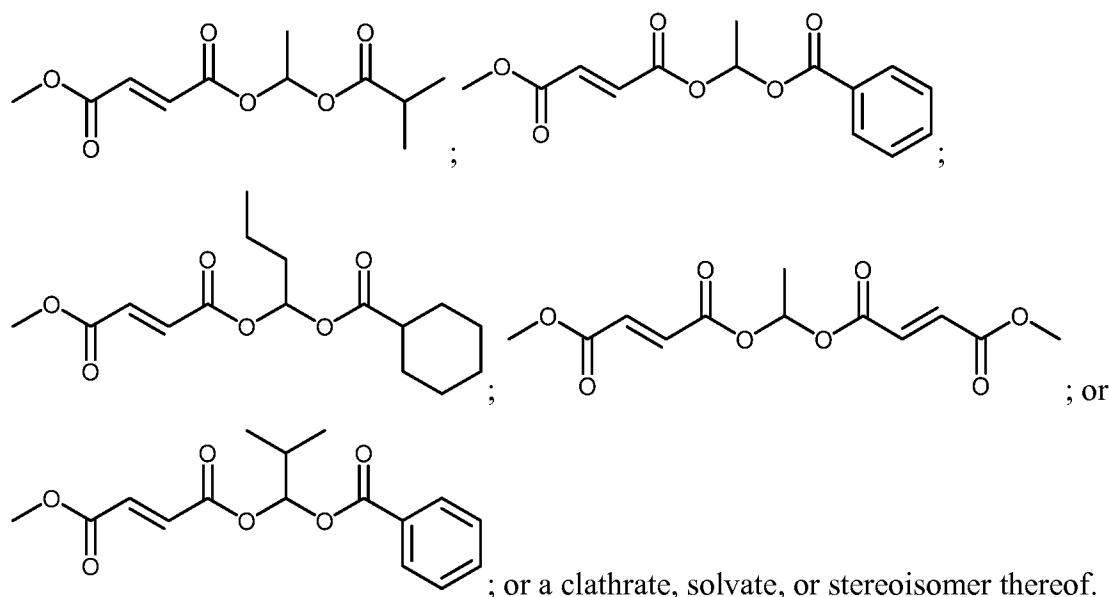
[00287] In certain embodiments of a compound of Formula (IV), the compound is: ethoxycarbonyloxyethyl methyl(2E)but-2-ene-1,4-dioate; methyl(methylethoxycarbonyloxy)ethyl(2E)but-2-ene-1,4-dioate; or (cyclohexyloxycarbonyloxy)ethyl methyl(2E)but-2-ene-1,4-dioate; or a clathrate, solvate, or stereoisomer thereof.

[00288] In certain embodiments of a compound of Formula (IV), the compound is:



[00289] In certain embodiments of a compound of Formula (IV), the compound is: methyl(2-methylpropanoyloxy)ethyl(2E)but-2-ene-1,4-dioate; methyl phenylcarbonyloxyethyl(2E)but-2-ene-1,4-dioate; cyclohexylcarbonyloxybutyl methyl(2E)but-2-ene-1,4-dioate; [(2E)-3-(methoxycarbonyl)prop-2-enoyloxy]ethyl methyl(2E)but-2-ene-1,4-dioate; or methyl 2-methyl-1-phenylcarbonyloxypropyl(2E)but-2-ene-1,4-dioate; or a clathrate, solvate, or stereoisomer thereof.

[00290] In certain embodiments of a compound of Formula (IV), the compound is:



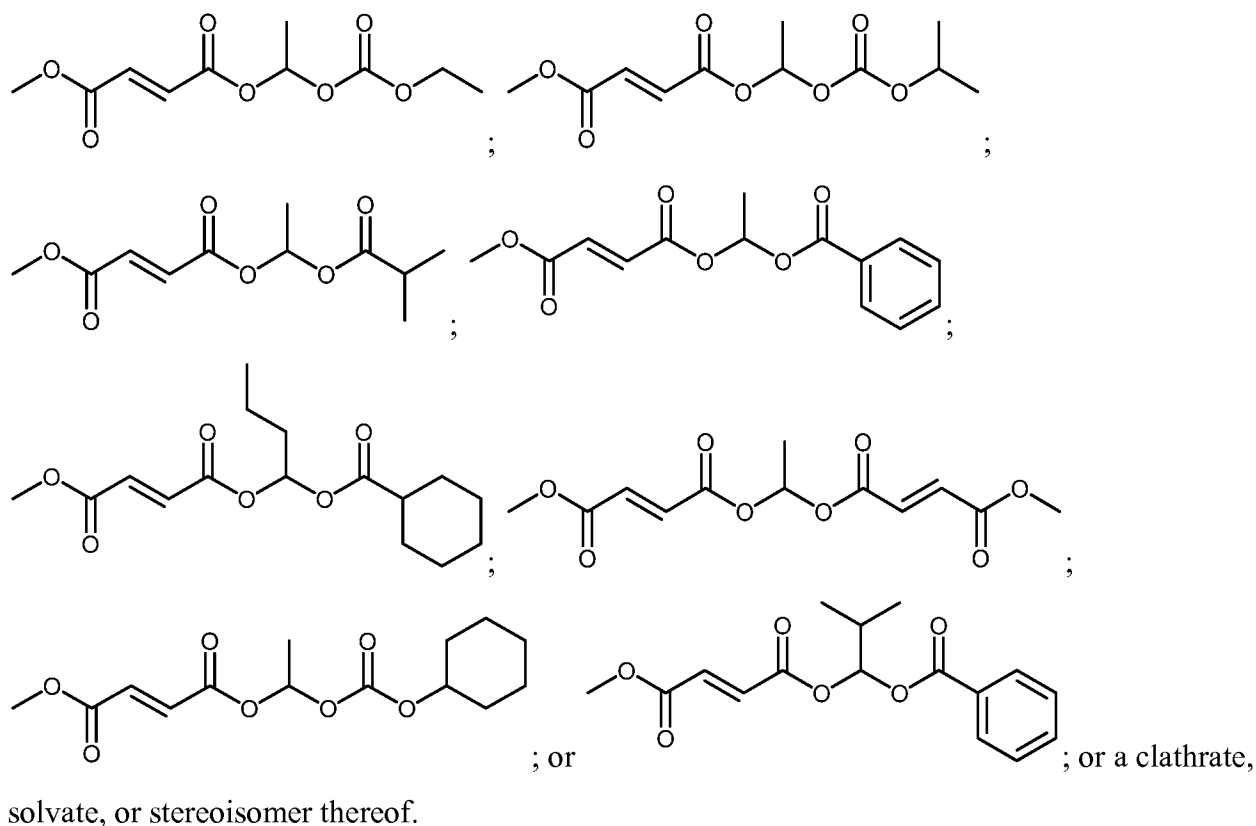
[00291] In certain embodiments of a compound of Formula (IV), the compound is:

ethoxycarbonyloxyethyl methyl(2E)but-2-ene-1,4-dioate;
 methyl(methylethoxycarbonyloxy)ethyl(2E)but-2-ene-1,4-dioate;
 methyl(2-methylpropanoyloxy)ethyl(2E)but-2-ene-1,4-dioate;
 methyl phenylcarbonyloxyethyl(2E)but-2-ene-1,4-dioate;
 cyclohexylcarbonyloxybutyl methyl(2E)but-2-ene-1,4-dioate;
 [(2E)-3-(methoxycarbonyl)prop-2-enoyloxy]ethyl methyl(2E)but-2-ene-1,4-dioate;
 (cyclohexyloxycarbonyloxy)ethyl methyl(2E)but-2-ene-1,4-dioate;
 methyl 2-methyl-1-phenylcarbonyloxypropyl(2E)but-2-ene-1,4-dioate; or a clathrate, solvate, or stereoisomer thereof.

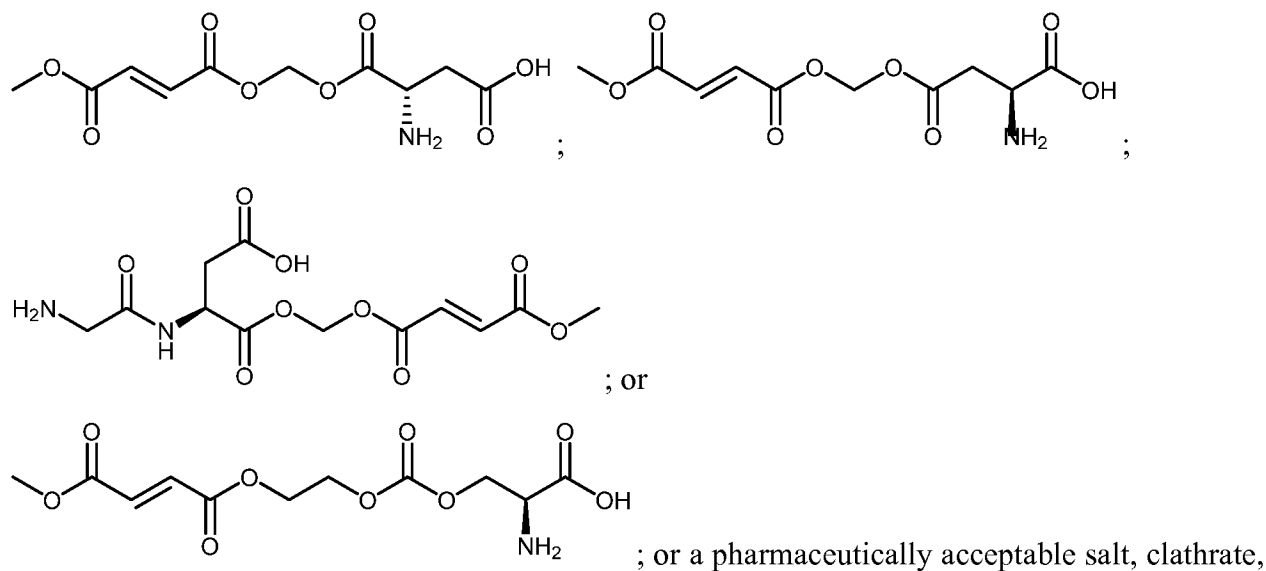
[00292] In certain embodiments of a compound of Formula (IV), the compound is:

3-({[(2E)-3-(methoxycarbonyl)prop-2-enoyloxy]methyl}oxycarbonyl)(3S)-3-aminopropanoic acid, 2,2,2-trifluoroacetic acid;
 3-({[(2E)-3-(methoxycarbonyl)prop-2-enoyloxy]methyl}oxycarbonyl)(2S)-2-aminopropanoic acid, 2,2,2-trifluoroacetic acid;
 3-({[(2E)-3-(methoxycarbonyl)prop-2-enoyloxy]methyl}oxycarbonyl)(3S)-3-(2-aminoacetylamino)propanoic acid, 2,2,2-trifluoroacetic acid; or
 3-({[(2E)-3-(methoxycarbonyl)prop-2-enoyloxy]ethoxycarbonyloxy}(2S)-2-aminopropanoic acid, chloride; or a clathrate, solvate, or stereoisomer thereof.

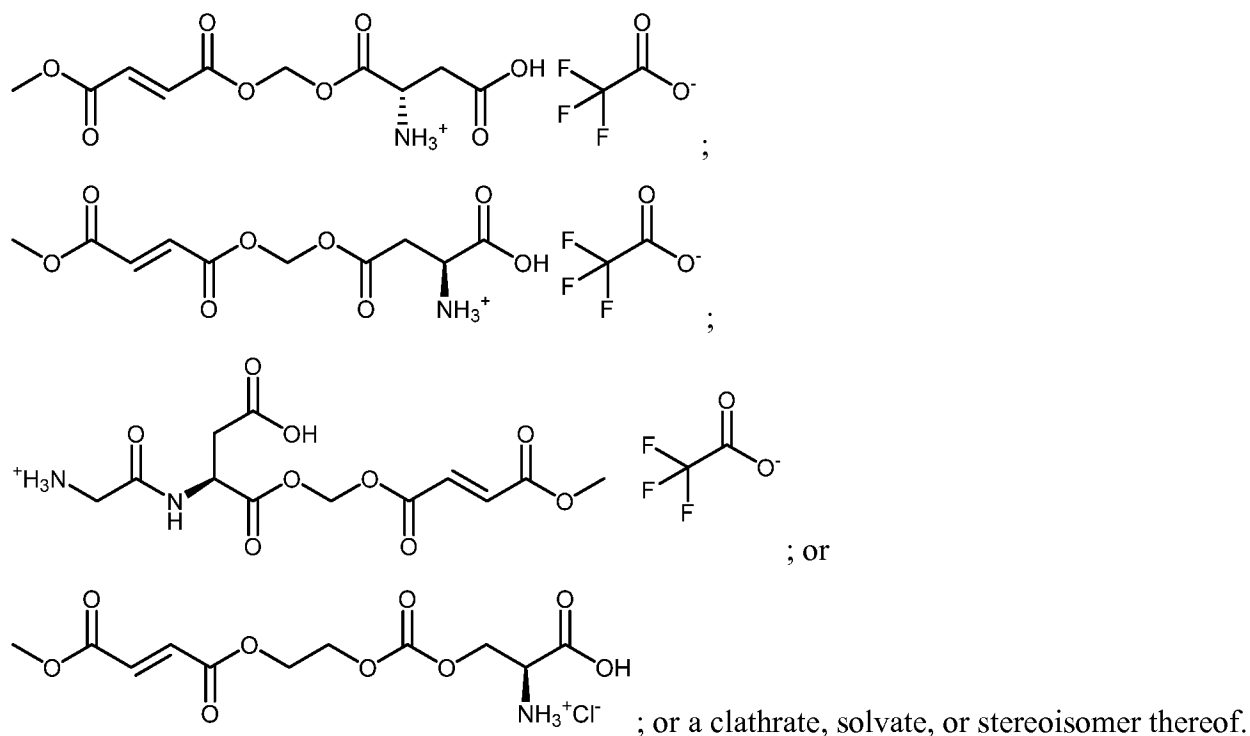
[00293] In certain embodiments of a compound of Formula (IV), the compound is:



[00294] In certain embodiments of a compound of Formula (IV), the compound is:



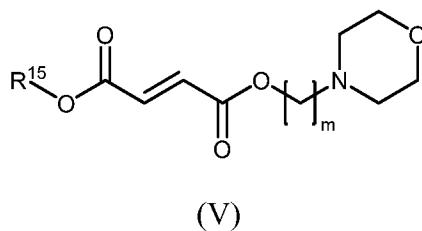
[00295] In certain embodiments of a compound of Formula (IV), the compound is:



[00296] The compounds recited in paragraphs [00287], [00289], [00291], and [00292] are named using Chemistry 4-D Draw Pro, Version 7.01c (ChemInnovation Software, Inc., San Diego, California).

[00297] In one embodiment, the compounds of Formula (IV) may be prepared using methods known to those skilled in the art, for example, as disclosed in U.S. Patent No. 8,148,414 B2.

[00298] In one embodiment, the prodrugs of monoalkyl fumarates are the prodrugs disclosed in U.S. Patent Application Publication No. 2014/0057918, such as the compounds of Formula (V):



or a pharmaceutically acceptable salt, clathrate, or solvate thereof, wherein R^{15} is C_{1-6} alkyl; and m is an integer from 2 to 6.

[00299] In certain embodiments of a compound of Formula (V), R^{15} is methyl.

[00300] In certain embodiments of a compound of Formula (V), R¹⁵ is ethyl.

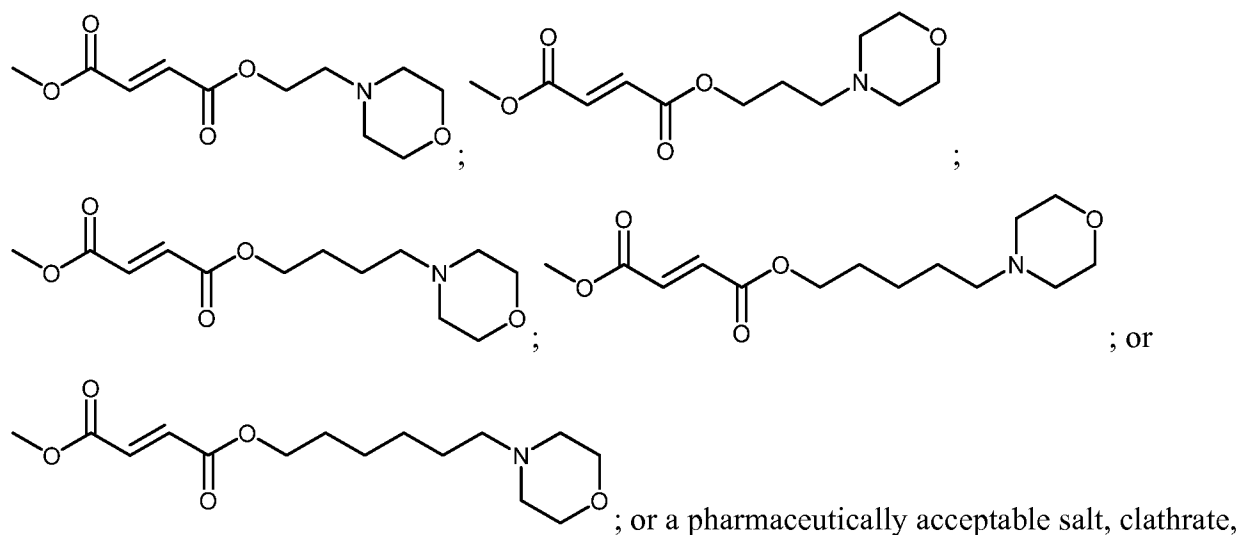
[00301] In certain embodiments of a compound of Formula (V), R¹⁵ is C₃₋₆ alkyl.

[00302] In certain embodiments of a compound of Formula (V), R¹⁵ is methyl, n-propyl, isopropyl, n-butyl, sec-butyl, isobutyl, or tert-butyl.

[00303] In certain embodiments of a compound of Formula (V), R¹⁵ is methyl, ethyl, n-propyl, isopropyl, n-butyl, sec-butyl, isobutyl, or tert-butyl.

[00304] In certain embodiments of a compound of Formula (V), the compound is:
methyl (2-morpholinoethyl)fumarate;
methyl (3-morpholinopropyl)fumarate;
methyl (4-morpholinobutyl)fumarate;
methyl (5-morpholinopentyl)fumarate; or
methyl (6-morpholinohexyl)fumarate;
or a pharmaceutically acceptable salt, clathrate, or solvate thereof.

[00305] In certain embodiments of a compound of Formula (V), the compound is:



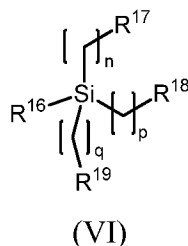
or solvate thereof.

[00306] The compounds recited in paragraph [00304] are named using Chemistry 4-D Draw Pro, Version 7.01c (ChemInnovation Software, Inc., San Diego, California).

[00307] In one embodiment, the compounds of Formula (V) may be prepared using methods known to those skilled in the art, for example, as disclosed in U.S. Patent Application Publication No. 2014/0057918.

[00308] In one embodiment, the prodrugs of monoalkyl fumarates are the prodrugs

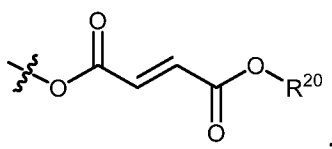
disclosed in WO2013/119677, such as the compounds of Formula (VI):



or a pharmaceutically acceptable salt, clathrate, solvate, or stereoisomer thereof, wherein:

R^{16} is C_{1-10} alkyl, C_{5-14} aryl, hydroxyl, $-O-C_{1-10}$ alkyl, or $-O-C_{5-14}$ aryl;

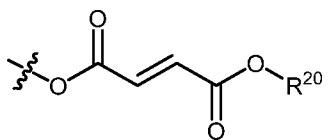
each of R^{17} , R^{18} , and R^{19} independently is C_{1-10} alkyl, C_{5-14} aryl, hydroxyl, $-O-C_{1-10}$ alkyl, $-O-C_{5-14}$ aryl, or



wherein R^{20} is C_{1-6} alkyl; each of which can be optionally substituted; and

each of n , p , and q independently is 0-4;

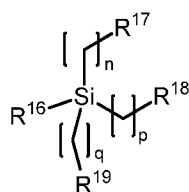
provided that at least one of R^{17} , R^{18} , and R^{19} is



[00309] In certain embodiments of a compound of Formula (VI), R^{20} is optionally substituted C_{1-6} alkyl. In certain embodiments of a compound of Formula (VI), R^{20} is optionally substituted methyl, ethyl, or isopropyl. In certain embodiments of a compound of Formula (VI), R^{20} is methyl.

[00310] In certain embodiments of a compound of Formula (VI), R^{16} is C_{1-10} alkyl. In certain embodiments of a compound of Formula (VI), R^{16} is optionally substituted C_{1-6} alkyl. In certain embodiments of a compound of Formula (VI), R^{16} is optionally substituted methyl, ethyl, or isopropyl. In certain embodiments of a compound of Formula (VI), R^{16} is optionally substituted C_{5-15} aryl. In certain embodiments of a compound of Formula (VI), R^{16} is optionally substituted C_5-C_{10} aryl.

[00311] In one embodiment, the prodrugs of monoalkyl fumarates are the prodrugs disclosed in WO2013/119677, such as the compounds of Formula (VI'):

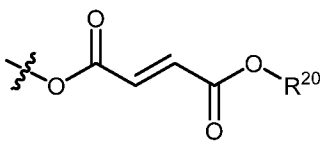


(VI')

or a pharmaceutically acceptable salt, clathrate, solvate, or stereoisomer thereof,
wherein

R^{16} is C_{1-10} alkyl, C_{6-10} aryl, hydroxyl, $-O-C_{1-10}$ alkyl, or $-O-C_{6-10}$ aryl;

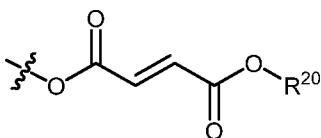
each of R^{17} , R^{18} , and R^{19} independently is C_{1-10} alkyl, C_{6-10} aryl, hydroxyl, $-O-C_{1-10}$ alkyl, $-O-C_{6-10}$ aryl, or



wherein R^{20} is C_{1-6} alkyl; each of which can be optionally substituted; and

each of n , p , and q independently is 0-4;

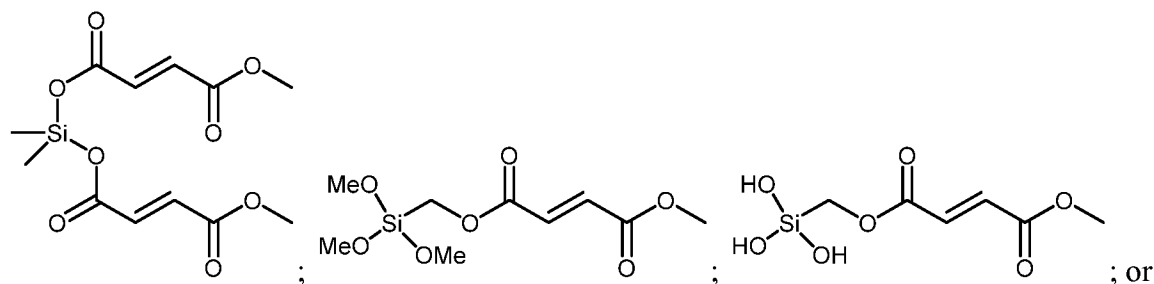
provided that at least one of R^{17} , R^{18} , and R^{19} is

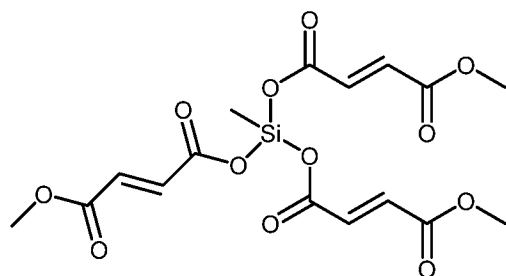


[00312] In certain embodiments of a compound of Formula (VI'), R^{20} is methyl.

[00313] In certain embodiments of a compound of Formula (VI) or Formula (VI'), the compound is: (dimethylsilanediyl)dimethyl difumarate; methyl ((trimethoxysilyl)methyl) fumarate; methyl ((trihydroxysilyl)methyl) fumarate; or trimethyl (methylsilanetriyl) trifumarate; or a pharmaceutically acceptable salt thereof.

[00314] In certain embodiments of a compound of Formula (VI) or Formula (VI'), the compound is:

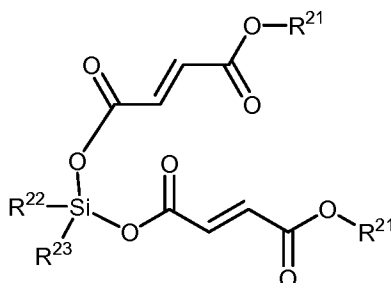




; or a pharmaceutically acceptable salt thereof.

[00315] In one embodiment, the compounds of Formula (VI) and Formula (VI') may be prepared using methods known to those skilled in the art, for example, as disclosed in WO2013/119677.

[00316] In one embodiment, the prodrugs of monoalkyl fumarates are the prodrugs disclosed in WO2013/119677, such as the compounds of Formula (VII):



(VII)

or a pharmaceutically acceptable salt, clathrate, solvate, or stereoisomer thereof,
wherein:

wherein R^{21} is C_{1-6} alkyl; and

each of R^{22} and R^{23} independently is C_{1-10} alkyl or C_{5-14} aryl;

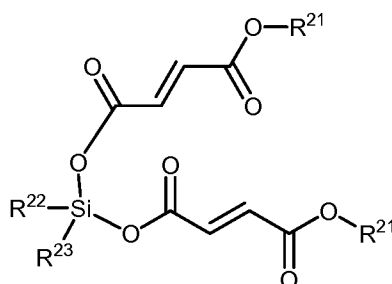
each of which can be optionally substituted.

[00317] In certain embodiments of a compound of Formula (VII), R^{21} is optionally substituted C_{1-6} alkyl. In certain embodiments of a compound of Formula (VII), R^{21} is optionally substituted methyl, ethyl, or isopropyl. In certain embodiments of a compound of Formula (VII), R^{21} is methyl.

[00318] In certain embodiments of a compound of Formula (VII), each of R^{22} and R^{23} independently is optionally substituted C_{1-10} alkyl. In certain embodiments of a compound of Formula (VII), each of R^{22} and R^{23} independently is optionally substituted C_{1-6} alkyl. In certain embodiments of a compound of Formula (VII), each of R^{22} and R^{23} independently is optionally substituted methyl, ethyl, or isopropyl. In certain embodiments of a compound of Formula (VII),

each of R^{22} and R^{23} independently is optionally substituted C_{5-14} aryl. In certain embodiments of a compound of Formula (VII), each of R^{22} and R^{23} independently is optionally substituted C_{5-10} aryl.

[00319] In one embodiment, the prodrugs of monoalkyl fumarates are the prodrugs disclosed in WO2013/119677, such as the compounds of Formula (VII'):



(VII')

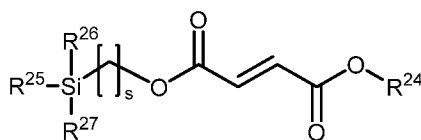
or a pharmaceutically acceptable salt, clathrate, solvate, or stereoisomer thereof,
wherein

R^{21} is C_{1-6} alkyl; and

each of R^{22} and R^{23} independently is C_{1-10} alkyl or C_{6-10} aryl.

[00320] In one embodiment, the compounds of Formula (VII) and Formula (VII') may be prepared using methods known to those skilled in the art, for example, as disclosed in WO2013/119677.

[00321] In one embodiment, the prodrugs of monoalkyl fumarates are the prodrugs disclosed in WO2013/119677, such as the compounds of Formula (VIII):



(VIII)

or a pharmaceutically acceptable salt, clathrate, solvate, or stereoisomer thereof,
wherein:

R^{24} is C_{1-6} alkyl;

each of R^{25} , R^{26} , and R^{27} independently is hydroxyl, C_{1-10} alkyl, C_{5-14} aryl, $-O-C_{1-10}$ alkyl, or $-O-C_{5-14}$ aryl;

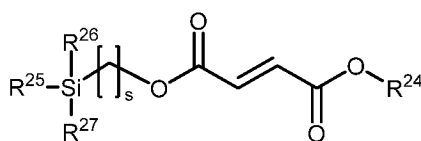
each of which can be optionally substituted; and

s is 1 or 2.

[00322] In certain embodiments of a compound of Formula (VIII), R^{24} is optionally substituted C_1 - C_6 alkyl. In certain embodiments of a compound of Formula (VIII), R^{24} is optionally substituted methyl, ethyl, or isopropyl. In certain embodiments of a compound of Formula (VIII), R^{24} is methyl.

[00323] In certain embodiments of a compound of Formula (VIII), each of R^{25} , R^{26} , and R^{27} is hydroxyl. In certain embodiments of a compound of Formula (VIII), each of R^{25} , R^{26} , and R^{27} independently is optionally substituted C_{1-10} alkyl. In certain embodiments of a compound of Formula (VIII), each of R^{25} , R^{26} , and R^{27} independently is optionally substituted C_{1-6} alkyl. In certain embodiments of a compound of Formula (VIII), each of R^{25} , R^{26} , and R^{27} independently is optionally substituted methyl, ethyl, or isopropyl. In certain embodiments of a compound of Formula (VIII), each of R^{25} , R^{26} , and R^{27} independently is optionally substituted C_{5-14} aryl. In certain embodiments of a compound of Formula (VIII), each of R^{25} , R^{26} , and R^{27} independently is optionally substituted C_{5-10} aryl.

[00324] In one embodiment, the prodrugs of monoalkyl fumarates are the prodrugs disclosed in WO2013/119677, such as the compounds of Formula (VIII'):



(VIII')

or a pharmaceutically acceptable salt, clathrate, solvate, or stereoisomer thereof,

wherein:

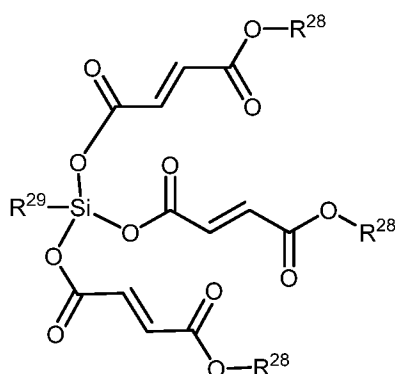
R^{24} is C_{1-6} alkyl;

each of R^{25} , R^{26} , and R^{27} independently is hydroxyl, C_{1-10} alkyl, C_{6-10} aryl, $-O-C_{1-10}$ alkyl, or $-O-C_{6-10}$ aryl; and

s is 1 or 2.

[00325] In one embodiment, the compounds of Formula (VIII) and Formula (VIII') may be prepared using methods known to those skilled in the art, for example, as disclosed in WO2013/119677.

[00326] In one embodiment, the prodrugs of monoalkyl fumarates are the prodrugs disclosed in WO2013/119677, such as the compounds of Formula (IX):



(IX)

or a pharmaceutically acceptable salt, clathrate, solvate, or stereoisomer thereof,

wherein

each of R^{28} independently is C_{1-6} alkyl; and

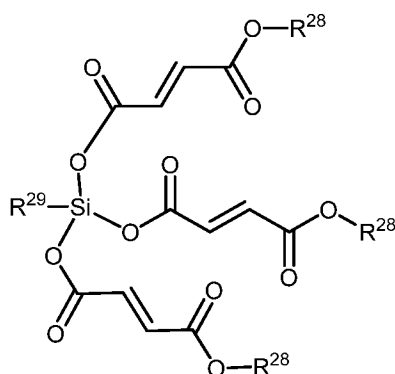
R^{29} is C_{1-10} alkyl;

each of which can be optionally substituted.

[00327] In certain embodiments of a compound of Formula (IX), each of R^{28} independently is optionally substituted C_{1-6} alkyl. In certain embodiments of a compound of Formula (IX), each of R^{28} independently is optionally substituted methyl, ethyl, or isopropyl. In certain embodiments of a compound of Formula (IX), each of R^{28} is methyl.

[00328] In certain embodiments of a compound of Formula (IX), R^{29} is optionally substituted C_{1-6} alkyl. In certain embodiments of a compound of Formula (IX), R^{29} is optionally substituted methyl, ethyl, or isopropyl.

[00329] In one embodiment, the prodrugs of monoalkyl fumarates are the prodrugs disclosed in WO2013/119677, such as the compounds of Formula (IX'):



(IX')

or a pharmaceutically acceptable salt, clathrate, solvate, or stereoisomer thereof,

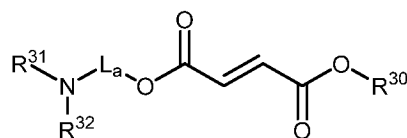
wherein

R^{28} is C_{1-6} alkyl; and

R^{29} is C_{1-10} alkyl.

[00330] In one embodiment, the compounds of Formula (IX) and Formula (IX') may be prepared using methods known to those skilled in the art, for example, as disclosed in WO2013/119677.

[00331] In one embodiment, the prodrugs of monoalkyl fumarates are the prodrugs disclosed in U.S. Patent No. 8,669,281 B1, such as the compounds of Formula (X):



(X)

or a pharmaceutically acceptable salt, clathrate, solvate, tautomer, or stereoisomer thereof, wherein

R^{30} is unsubstituted C_{1-6} alkyl;

L_a is substituted or unsubstituted C_{1-6} alkyl linker, substituted or unsubstituted C_{3-10} carbocycle, substituted or unsubstituted C_{6-10} aryl, substituted or unsubstituted heterocycle comprising one or two 5- or 6-member rings and 1-4 heteroatoms selected from N, O, and S, or substituted or unsubstituted heteroaryl comprising one or two 5- or 6-member rings and 1-4 heteroatoms selected from N, O, and S; and

R^{31} and R^{32} are each, independently, hydrogen, substituted or unsubstituted C_{1-6} alkyl, substituted or unsubstituted C_{2-6} alkenyl, substituted or unsubstituted C_{2-6} alkynyl, substituted or unsubstituted C_{6-10} aryl, substituted or unsubstituted C_{3-10} carbocycle, substituted or unsubstituted heterocycle comprising one or two 5- or 6-member rings and 1-4 heteroatoms selected from N, O, and S, or substituted or unsubstituted heteroaryl comprising one or two 5- or 6-member rings and 1-4 heteroatoms selected from N, O, and S;

or alternatively, R^{31} and R^{32} , together with the nitrogen atom to which they are

attached, form a substituted or unsubstituted heteroaryl comprising one or two 5- or 6-member rings and 1-4 heteroatoms selected from N, O, and S or a substituted or unsubstituted heterocycle comprising one or two 5- or 6-member rings and 1-4 heteroatoms selected from N, O, and S.

[00332] In certain embodiments of a compound of Formula (X), R^{30} is methyl. In certain embodiments of a compound of Formula (X), R^{30} is ethyl.

[00333] In certain embodiments of a compound of Formula (X), L_a is substituted or unsubstituted C_{1-6} alkyl linker. In certain embodiments of a compound of Formula (X), L_a is substituted or unsubstituted C_{1-3} alkyl linker. In certain embodiments of a compound of Formula (X), L_a is substituted or unsubstituted C_2 alkyl linker. In certain embodiments of a compound of Formula (X), L_a is a methyl substituted or unsubstituted C_2 alkyl linker. In certain embodiments of a compound of Formula (X), L_a is a di-methyl substituted or unsubstituted C_2 alkyl linker. In certain embodiments of a compound of Formula (X), L_a is a methyl or di-methyl substituted C_2 alkyl linker. In certain embodiments of a compound of Formula (X), L_a is unsubstituted C_2 alkyl linker.

[00334] In certain embodiments of a compound of Formula (X), R^{31} is substituted or unsubstituted C_{1-6} alkyl. In certain embodiments of a compound of Formula (X), R^{31} is unsubstituted C_{1-6} alkyl. In certain embodiments of a compound of Formula (X), R^{31} is unsubstituted C_{1-3} alkyl. In certain embodiments of a compound of Formula (X), R^{31} is unsubstituted C_{1-2} alkyl.

[00335] In certain embodiments of a compound of Formula (X), R^{31} is $C(O)OR_a$ -substituted C_{1-6} alkyl, wherein R_a is hydrogen or unsubstituted C_{1-6} alkyl. In certain embodiments of a compound of Formula (X), R^{31} is $S(O)(O)R_b$ -substituted C_{1-6} alkyl, wherein R_b is unsubstituted C_{1-6} alkyl.

[00336] In certain embodiments of a compound of Formula (X), R^{32} is hydrogen. In certain embodiments of a compound of Formula (X), R^{32} is substituted or unsubstituted C_{1-6} alkyl. In certain embodiments of a compound of Formula (X), R^{32} is unsubstituted C_{1-6} alkyl.

[00337] In certain embodiments of a compound of Formula (X), R^{31} and R^{32} , together with the nitrogen atom to which they are attached, form a substituted or unsubstituted heteroaryl comprising one or two 5- or 6-member rings and 1-4 heteroatoms selected from N, O, and S, or a substituted or unsubstituted heterocycle comprising one or two 5- or 6-member rings and 1-4

heteroatoms selected from N, O, and S.

[00338] In certain embodiments of a compound of Formula (X), R^{31} and R^{32} , together with the nitrogen atom to which they are attached, form a substituted or unsubstituted heterocycle comprising one or two 5- or 6-member rings and 1-4 heteroatoms selected from N, O, and S.

[00339] In certain embodiments of a compound of Formula (X), R^{31} and R^{32} , together with the nitrogen atom to which they are attached, form a substituted or unsubstituted pyrrolidinyl, imidazolidinyl, pyrazolidinyl, oxazolidinyl, isoxazolidinyl, triazolidinyl, tetrahydrofuranyl, piperidinyl, piperazinyl, or morpholinyl ring.

[00340] In certain embodiments of a compound of Formula (X), R^{31} and R^{32} , together with the nitrogen atom to which they are attached, form a substituted or unsubstituted piperidinyl ring.

[00341] In certain embodiments of a compound of Formula (X), R^{31} and R^{32} , together with the nitrogen atom to which they are attached, form an unsubstituted piperidinyl ring.

[00342] In certain embodiments of a compound of Formula (X), R^{31} and R^{32} , together with the nitrogen atom to which they are attached, form a halogen substituted piperidinyl ring. In certain embodiments of a compound of Formula (X), R^{31} and R^{32} , together with the nitrogen atom to which they are attached, form a 4-halogen substituted piperidinyl ring.

[00343] In certain embodiments of a compound of Formula (X), R^{31} and R^{32} , together with the nitrogen atom to which they are attached, form an unsubstituted morpholinyl ring.

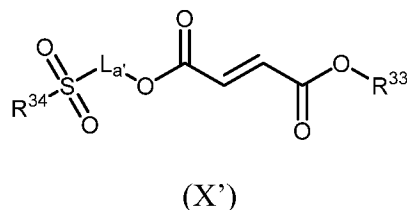
[00344] In certain embodiments of a compound of Formula (X), R^{31} and R^{32} , together with the nitrogen atom to which they are attached, form an unsubstituted pyrrolidinyl ring.

[00345] In certain embodiments of a compound of Formula (X), R^{31} and R^{32} , together with the nitrogen atom to which they are attached, form a substituted or unsubstituted heteroaryl comprising one or two 5 or 6-member rings and 1-4 heteroatoms selected from N, O, and S.

[00346] In certain embodiments of a compound of Formula (X), R^{31} is substituted or unsubstituted C_{6-10} aryl. In certain embodiments of a compound of Formula (X), R^{31} is unsubstituted C_6 - C_{10} aryl. In certain embodiments of a compound of Formula (X), R^{31} is unsubstituted phenyl. In certain embodiments of a compound of Formula (X), R^{31} is unsubstituted benzyl.

[00347] In one embodiment, the compounds of Formula (X) may be prepared using methods known to those skilled in the art, for example, as disclosed in U.S. Patent No. 8,669,281 B1.

[00348] In one embodiment, the prodrugs of monoalkyl fumarates are the prodrugs disclosed in U.S. Patent No. 8,669,281 B1, such as the compounds of Formula (X'):



or a pharmaceutically acceptable salt, clathrate, solvate, tautomer, or stereoisomer thereof, wherein

R³³ is unsubstituted C₁₋₆ alkyl;

L_a' is substituted or unsubstituted C₁₋₆ alkyl linker, substituted or unsubstituted C₃₋₁₀ carbocycle, substituted or unsubstituted C₆₋₁₀ aryl, substituted or unsubstituted heterocycle comprising one or two 5- or 6-member rings and 1-4 heteroatoms selected from N, O, and S, or substituted or unsubstituted heteroaryl comprising one or two 5- or 6-member rings and 1-4 heteroatoms selected from N, O, and S; and

R³⁴ is hydrogen, substituted or unsubstituted C₁₋₆ alkyl, substituted or unsubstituted C₂₋₆ alkenyl, substituted or unsubstituted C₂₋₆ alkynyl, substituted or unsubstituted C₆₋₁₀ aryl, substituted or unsubstituted C₃₋₁₀ carbocycle, substituted or unsubstituted heterocycle comprising one or two 5- or 6-member rings and 1-4 heteroatoms selected from N, O, and S, or substituted or unsubstituted heteroaryl comprising one or two 5- or 6-member rings and 1-4 heteroatoms selected from N, O, and S.

[00349] In certain embodiments of a compound of Formula (X'), R³³ is methyl. In certain embodiments of a compound of Formula (X'), R³³ is ethyl.

[00350] In certain embodiments of a compound of Formula (X'), L_a' is substituted or unsubstituted C₁₋₆ alkyl linker. In certain embodiments of a compound of Formula (X'), L_a' is substituted or unsubstituted C₁₋₃ alkyl linker.

[00351] In certain embodiments of a compound of Formula (X'), L_a' is substituted or unsubstituted C₂ alkyl linker. In certain embodiments of a compound of Formula (X'), L_a' is methyl substituted or unsubstituted C₂ alkyl linker. In certain embodiments of a compound of Formula (X'), L_a' is di-methyl substituted or unsubstituted C₂ alkyl linker. In certain

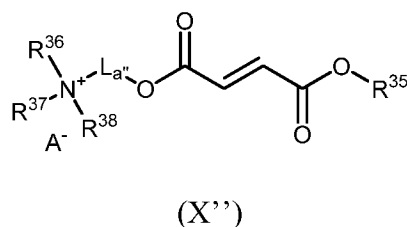
embodiments of a compound of Formula (X'), $L_{a'}$ is methyl or di-methyl substituted C_2 alkyl linker. In certain embodiments of a compound of Formula (X'), $L_{a'}$ is unsubstituted C_2 alkyl linker.

[00352] In certain embodiments of a compound of Formula (X'), R^{34} is substituted or unsubstituted C_{1-6} alkyl. In certain embodiments of a compound of Formula (X'), R^{34} is unsubstituted C_{1-6} alkyl. In certain embodiments of a compound of Formula (X'), R^{34} is methyl. In certain embodiments of a compound of Formula (X'), R^{34} is unsubstituted C_{1-3} alkyl. In certain embodiments of a compound of Formula (X'), R^{34} is unsubstituted C_{1-2} alkyl.

[00353] In certain embodiments of a compound of Formula (X'), R^{34} is $C(O)OR_{a'}$ -substituted C_{1-6} alkyl, wherein $R_{a'}$ is H or unsubstituted C_{1-6} alkyl. In certain embodiments of a compound of Formula (X'), R^{34} is $S(O)(O)R_{b'}$ -substituted C_{1-6} alkyl, wherein R_b is unsubstituted C_{1-6} alkyl.

[00354] In one embodiment, the compounds of Formula (X') may be prepared using methods known to those skilled in the art, for example, as disclosed in U.S. Patent No. 8,669,281 B1.

[00355] In one embodiment, the prodrugs of monoalkyl fumarates are the prodrugs disclosed in U.S. Patent No. 8,669,281 B1, such as the compounds of Formula (X'')



or a clathrate, solvate, tautomer, or stereoisomer thereof, wherein

A^- is a pharmaceutically acceptable anion;

R^{35} is unsubstituted C_{1-6} alkyl;

$L_{a''}$ is substituted or unsubstituted C_{1-6} alkyl linker, substituted or unsubstituted C_{3-10} carbocycle, substituted or unsubstituted C_{6-10} aryl, substituted or unsubstituted heterocycle comprising one or two 5- or 6-member rings and 1-4 heteroatoms selected from N, O, and S, or substituted or unsubstituted heteroaryl comprising one or two 5- or 6-member rings and 1-4 heteroatoms selected from N, O, and S; R^{36} and R^{37} are each, independently, hydrogen, substituted or unsubstituted C_{1-6} alkyl,

substituted or unsubstituted C₂₋₆ alkenyl, substituted or unsubstituted C₂₋₆ alkynyl, substituted or unsubstituted C₆₋₁₀ aryl, substituted or unsubstituted C₃₋₁₀ carbocycle, substituted or unsubstituted heterocycle comprising one or two 5- or 6-member rings and 1-4 heteroatoms selected from N, O, and S, or substituted or unsubstituted heteroaryl comprising one or two 5- or 6-member rings and 1-4 heteroatoms selected from N, O, and S;

or alternatively, R³⁶ and R³⁷, together with the nitrogen atom to which they are attached, form a substituted or unsubstituted heteroaryl comprising one or two 5- or 6-member rings and 1-4 heteroatoms selected from N, O, and S, or a substituted or unsubstituted heterocycle comprising one or two 5- or 6-member rings and 1-4 heteroatoms selected from N, O, and S; and

R³⁸ is substituted or unsubstituted C₁₋₆ alkyl.

[00356] In certain embodiments of a compound of Formula (X''), R³⁵ is methyl. In certain embodiments of a compound of Formula (X''), R³⁵ is ethyl.

[00357] In certain embodiments of a compound of Formula (X''), L_{a''} is substituted or unsubstituted C₁₋₆ alkyl linker. In certain embodiments of a compound of Formula (X''), L_{a''} is substituted or unsubstituted C₁₋₃ alkyl linker.

[00358] In certain embodiments of a compound of Formula (X''), L_{a''} is substituted or unsubstituted C₂ alkyl linker. In certain embodiments of a compound of Formula (X''), L_{a''} is methyl substituted or unsubstituted C₂ alkyl linker. In certain embodiments of a compound of Formula (X''), L_{a''} is di-methyl substituted or unsubstituted C₂ alkyl linker. In certain embodiments of a compound of Formula (X''), L_{a''} is methyl or di-methyl substituted C₂ alkyl linker. In certain embodiments of a compound of Formula (X''), L_{a''} is unsubstituted C₂ alkyl linker.

[00359] In certain embodiments of a compound of Formula (X''), R³⁶ is substituted or unsubstituted C₁₋₆ alkyl. In certain embodiments of a compound of Formula (X''), R³⁶ is unsubstituted C₁₋₆ alkyl. In certain embodiments of a compound of Formula (X''), R³⁶ is unsubstituted C₁₋₃ alkyl. In certain embodiments of a compound of Formula (X''), R³⁶ is unsubstituted C₁₋₂ alkyl.

[00360] In certain embodiments of a compound of Formula (X''), R³⁶ is C(O)OR_{a''}-substituted C₁₋₆ alkyl, wherein R_{a''} is hydrogen or unsubstituted C₁₋₆ alkyl. In certain

embodiments of a compound of Formula (X''), R^{36} is $S(O)(O)R_{b''}$ -substituted C_{1-6} alkyl, wherein $R_{b''}$ is unsubstituted C_{1-6} alkyl.

[00361] In certain embodiments of a compound of Formula (X''), R^{36} and R^{37} , together with the nitrogen atom to which they are attached, form a substituted or unsubstituted heteroaryl comprising one or two 5- or 6-member rings and 1-4 heteroatoms selected from N, O, and S, or a substituted or unsubstituted heterocycle comprising one or two 5- or 6-member rings and 1-4 heteroatoms selected from N, O, and S.

[00362] In certain embodiments of a compound of Formula (X''), R^{36} and R^{37} , together with the nitrogen atom to which they are attached, form a substituted or unsubstituted heterocycle comprising one or two 5- or 6-member rings and 1-4 heteroatoms selected from N, O, and S.

[00363] In certain embodiments of a compound of Formula (X''), R^{36} and R^{37} , together with the nitrogen atom to which they are attached, form a substituted or unsubstituted pyrrolidinyl, imidazolidinyl, pyrazolidinyl, oxazolidinyl, isoxazolidinyl, triazolidinyl, tetrahydrofuranyl, piperidinyl, piperazinyl, or morpholinyl ring.

[00364] In certain embodiments of a compound of Formula (X''), R^{36} and R^{37} , together with the nitrogen atom to which they are attached, form a substituted or unsubstituted piperidinyl ring. In certain embodiments of a compound of Formula (X''), R^{36} and R^{37} , together with the nitrogen atom to which they are attached, form an unsubstituted piperidinyl ring. In certain embodiments of a compound of Formula (X''), R^{36} and R^{37} , together with the nitrogen atom to which they are attached, form a halogen substituted piperidinyl ring. In certain embodiments of a compound of Formula (X''), R^{36} and R^{37} , together with the nitrogen atom to which they are attached, form a 4-halogen substituted piperidinyl ring.

[00365] In certain embodiments of a compound of Formula (X''), R^{36} and R^{37} , together with the nitrogen atom to which they are attached, form an unsubstituted morpholinyl ring.

[00366] In certain embodiments of a compound of Formula (X''), R^{36} and R^{37} , together with the nitrogen atom to which they are attached, form an unsubstituted pyrrolidinyl ring.

[00367] In certain embodiments of a compound of Formula (X''), R^{36} and R^{37} , together with the nitrogen atom to which they are attached, form a substituted or unsubstituted heteroaryl comprising one or two 5- or 6-member rings and 1-4 heteroatoms selected from N, O, and S.

[00368] In certain embodiments of a compound of Formula (X''), R^{36} is substituted or

unsubstituted C₆₋₁₀ aryl. In certain embodiments of a compound of Formula (X''), R³⁶ is unsubstituted C₆₋₁₀ aryl. In certain embodiments of a compound of Formula (X''), R³⁶ is unsubstituted phenyl. In certain embodiments of a compound of Formula (X''), R³⁶ is unsubstituted benzyl.

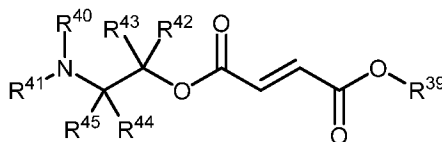
[00369] In certain embodiments of a compound of Formula (X''), R³⁷ is hydrogen.

[00370] In certain embodiments of a compound of Formula (X''), R³⁷ is substituted or unsubstituted C₁₋₆ alkyl. In certain embodiments of a compound of Formula (X''), R³⁷ is unsubstituted C₁₋₆ alkyl.

[00371] In certain embodiments of a compound of Formula (X''), R³⁸ is unsubstituted C₁₋₆ alkyl. In certain embodiments of a compound of Formula (X''), R³⁸ is unsubstituted C₁₋₃ alkyl. In certain embodiments of a compound of Formula (X''), R³⁸ is methyl.

[00372] In one embodiment, the compounds of Formula (X'') may be prepared using methods known to those skilled in the art, for example, as disclosed in U.S. Patent No. 8,669,281 B1.

[00373] In one embodiment, the prodrugs of monoalkyl fumarates are the prodrugs disclosed in U.S. Patent No. 8,669,281 B1, such as the compounds of Formula (XI):



(XI)

or a pharmaceutically acceptable salt, clathrate, solvate, tautomer, or stereoisomer thereof, wherein

R³⁹ is unsubstituted C₁₋₆ alkyl;

R⁴⁰ and R⁴¹ are each, independently, hydrogen, substituted or unsubstituted C₁₋₆ alkyl, substituted or unsubstituted C₂₋₆ alkenyl, substituted or unsubstituted C₂₋₆ alkynyl, substituted or unsubstituted C₆₋₁₀ aryl, substituted or unsubstituted C₃₋₁₀ carbocycle, substituted or unsubstituted heterocycle comprising one or two 5- or 6-member rings and 1-4 heteroatoms selected from N, O, and S, or substituted or unsubstituted heteroaryl comprising one or two 5- or 6-member rings and 1-4 heteroatoms selected from N, O, and S;

R⁴², R⁴³, R⁴⁴, and R⁴⁵ are each, independently, hydrogen, substituted or unsubstituted

C₁₋₆ alkyl, substituted or unsubstituted C₂₋₆ alkenyl, substituted or unsubstituted C₂₋₆ alkynyl or C(O)OR_b; and R_b is H or substituted or unsubstituted C₁₋₆ alkyl.

[00374] In certain embodiments of a compound of Formula (XI), R³⁹ is methyl. In certain embodiments of a compound of Formula (XI), R³⁹ is ethyl.

[00375] In certain embodiments of a compound of Formula (XI), R⁴⁰ is substituted or unsubstituted C₁₋₆ alkyl. In certain embodiments of a compound of Formula (XI), R⁴⁰ is unsubstituted C₁₋₆ alkyl. In certain embodiments of a compound of Formula (XI), R⁴⁰ is unsubstituted C₁₋₃ alkyl. In certain embodiments of a compound of Formula (XI), R⁴⁰ is unsubstituted C₁₋₂ alkyl.

[00376] In certain embodiments of a compound of Formula (XI), R⁴⁰ is C(O)OR_b-substituted C₁₋₆ alkyl, wherein R_b is hydrogen or unsubstituted C₁₋₆ alkyl. In certain embodiments of a compound of Formula (XI), R⁴⁰ is S(O)(O)R_b-substituted C₁₋₆ alkyl, wherein R_b is unsubstituted C₁₋₆ alkyl.

[00377] In certain embodiments of a compound of Formula (XI), R⁴⁰ is substituted or unsubstituted C₆₋₁₀ aryl. In certain embodiments of a compound of Formula (XI), R⁴⁰ is unsubstituted C₆₋₁₀ aryl. In certain embodiments of a compound of Formula (XI), R⁴⁰ is unsubstituted phenyl. In certain embodiments of a compound of Formula (XI), R⁴⁰ is unsubstituted benzyl.

[00378] In certain embodiments of a compound of Formula (XI), R⁴¹ is hydrogen.

[00379] In certain embodiments of a compound of Formula (XI), R⁴¹ is substituted or unsubstituted C₁₋₆ alkyl. In certain embodiments of a compound of Formula (XI), R⁴¹ is unsubstituted C₁₋₆ alkyl.

[00380] In certain embodiments of a compound of Formula (XI), R⁴², R⁴³, R⁴⁴, and R⁴⁵ are each hydrogen.

[00381] In certain embodiments of a compound of Formula (XI), R⁴² is substituted or unsubstituted C₁₋₆ alkyl and R⁴³, R⁴⁴, and R⁴⁵ are each hydrogen. In certain embodiments of a compound of Formula (XI), R⁴² is unsubstituted C₁₋₆ alkyl and R⁴³, R⁴⁴, and R⁴⁵ are each hydrogen.

[00382] In certain embodiments of a compound of Formula (XI), R⁴⁴ is substituted or unsubstituted C₁₋₆ alkyl and R⁴², R⁴³, and R⁴⁵ are each hydrogen. In certain embodiments of a compound of Formula (XI), R⁴⁴ is unsubstituted C₁₋₆ alkyl and R⁴², R⁴³, and R⁴⁵ are each

hydrogen.

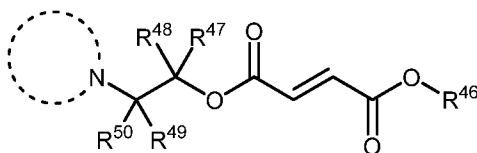
[00383] In certain embodiments of a compound of Formula (XI), R^{42} and R^{44} are each, independently, substituted or unsubstituted C_{1-6} alkyl and R^{43} and R^{45} are each hydrogen. In certain embodiments of a compound of Formula (XI), R^{42} and R^{44} are each, independently, unsubstituted C_{1-6} alkyl and R^{43} and R^{45} are each hydrogen.

[00384] In certain embodiments of a compound of Formula (XI), R^{42} and R^{43} are each, independently, substituted or unsubstituted C_{1-6} alkyl and R^{44} and R^{45} are each hydrogen. In certain embodiments of a compound of Formula (XI), R^{42} and R^{43} are each, independently, unsubstituted C_{1-6} alkyl and R^{44} and R^{45} are each hydrogen.

[00385] In certain embodiments of a compound of Formula (XI), R^{44} and R^{45} are each, independently, substituted or unsubstituted C_{1-6} alkyl and R^{42} and R^{43} are each hydrogen. In certain embodiments of a compound of Formula (XI), R^{44} and R^{45} are each, independently, unsubstituted C_{1-6} alkyl and R^{42} and R^{43} are each hydrogen.

[00386] In one embodiment, the compounds of Formula (XI) may be prepared using methods known to those skilled in the art, for example, as disclosed in U.S. Patent No. 8,669,281 B1.

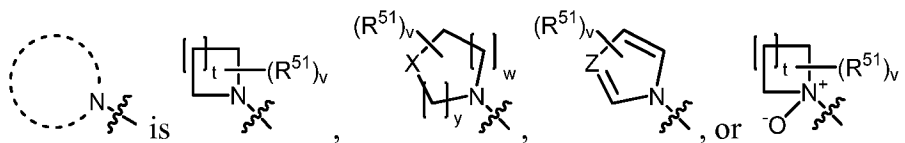
[00387] In one embodiment, the prodrugs of monoalkyl fumarates are the prodrugs disclosed in U.S. Patent No. 8,669,281 B1, such as the compounds of Formula (XII):



(XII)

or a pharmaceutically acceptable salt, clathrate, solvate, tautomer, or stereoisomer thereof, wherein

R^{46} is unsubstituted C_{1-6} alkyl;



X is N, O, S, or SO_2 ;

Z is C or N;

t is 0, 1, 2, or 3;

y is 1 or 2;

w is 0, 1, 2, or 3;

v is 0, 1, 2, 3, 4, 5, 6, 7, 8, 9, or 10;

R^{47} , R^{48} , R^{49} , and R^{50} are each, independently, hydrogen, substituted or unsubstituted C_{1-6} alkyl, substituted or unsubstituted C_{2-6} alkenyl, substituted or unsubstituted C_{2-6} alkynyl or $C(O)OR^{52}$; and

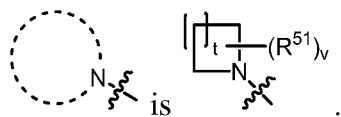
R^{52} is hydrogen or substituted or unsubstituted C_{1-6} alkyl; and

each R^{51} is, independently, hydrogen, halogen, substituted or unsubstituted C_{1-6} alkyl, substituted or unsubstituted C_{2-6} alkenyl, substituted or unsubstituted C_{2-6} alkynyl, substituted or unsubstituted C_{3-10} carbocycle, substituted or unsubstituted heterocycle comprising one or two 5- or 6-member rings and 1-4 heteroatoms selected from N, O, and S, or substituted or unsubstituted heteroaryl comprising one or two 5- or 6-member rings and 1-4 heteroatoms selected from N, O, and S; or, alternatively, two R^{51} 's attached to the same carbon atom, together with the carbon atom to which they are attached, form a carbonyl, substituted or unsubstituted C_{3-10} carbocycle, substituted or unsubstituted heterocycle comprising one or two 5- or 6-member rings and 1-4 heteroatoms selected from N, O, and S, or substituted or unsubstituted heteroaryl comprising one or two 5- or 6-member rings and 1-4 heteroatoms selected from N, O, and S;

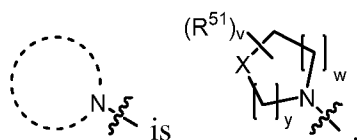
or, alternatively, two R^{51} 's attached to different atoms, together with the atoms to which they are attached, form a substituted or unsubstituted C_3 - C_{10} carbocycle, substituted or unsubstituted heterocycle comprising one or two 5- or 6-member rings and 1-4 heteroatoms selected from N, O, and S, or substituted or unsubstituted heteroaryl comprising one or two 5- or 6-member rings and 1-4 heteroatoms selected from N, O, and S.

[00388] In certain embodiments of a compound of Formula (XII), R^{46} is methyl. In certain embodiments of a compound of Formula (XII), R^{46} is ethyl.

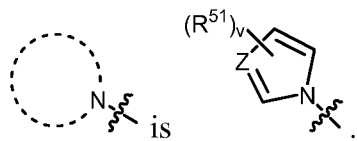
[00389] In certain embodiments of a compound of Formula (XII),



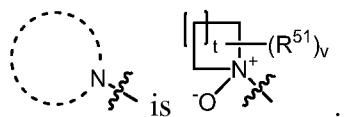
[00390] In certain embodiments of a compound of Formula (XII),



[00391] In certain embodiments of a compound of Formula (XII),



[00392] In certain embodiments of a compound of Formula (XII),



[00393] In certain embodiments of a compound of Formula (XII), R^{47} is substituted or unsubstituted C_{1-6} alkyl and R^{48} , R^{49} , and R^{50} are each hydrogen. In certain embodiments of a compound of Formula (XII), R^{47} is unsubstituted C_{1-6} alkyl and R^{48} , R^{49} , and R^{50} are each hydrogen.

[00394] In certain embodiments of a compound of Formula (XII), R^{49} is substituted or unsubstituted C_{1-6} alkyl and R^{47} , R^{48} , and R^{50} are each hydrogen. In certain embodiments of a compound of Formula (XII), R^{49} is unsubstituted C_{1-6} alkyl and R^{47} , R^{48} , and R^{50} are each hydrogen.

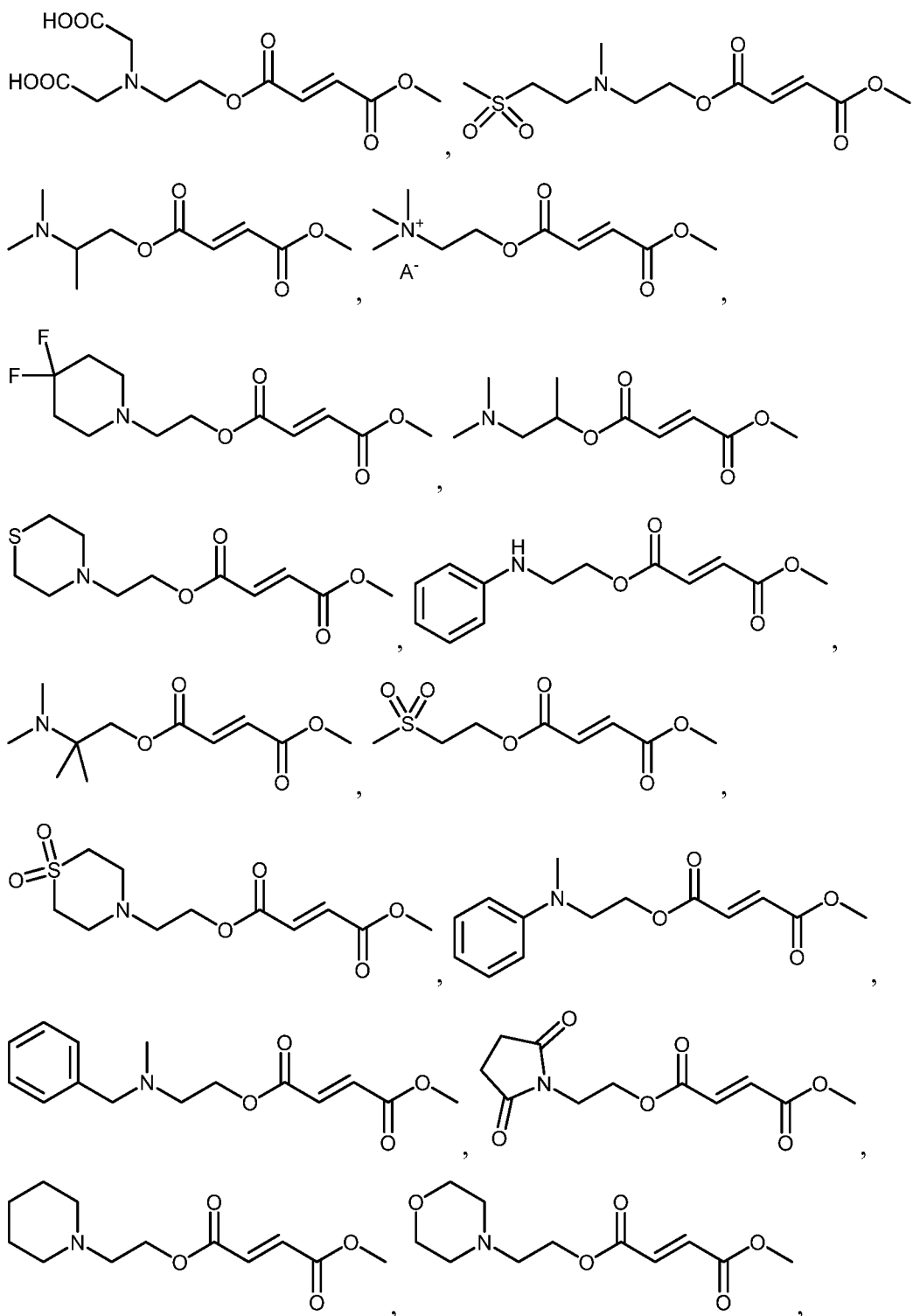
[00395] In certain embodiments of a compound of Formula (XII), R^{47} and R^{49} are each, independently, substituted or unsubstituted C_{1-6} alkyl and R^{48} and R^{50} are each hydrogen. In certain embodiments of a compound of Formula (XII), R^{47} and R^{49} are each, independently, unsubstituted C_{1-6} alkyl and R^{48} and R^{50} are each hydrogen.

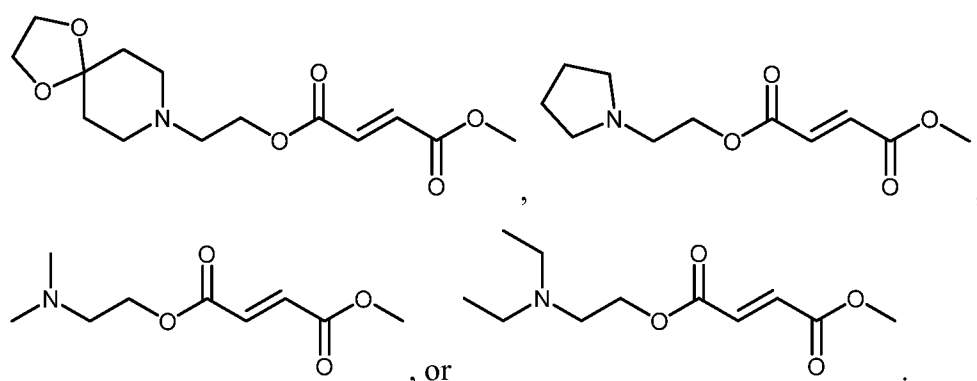
[00396] In certain embodiments of a compound of Formula (XII), R^{47} and R^{48} are each, independently, substituted or unsubstituted C_{1-6} alkyl and R^{49} and R^{50} are each hydrogen. In certain embodiments of a compound of Formula (XII), R^{47} and R^{48} are each, independently, unsubstituted C_{1-6} alkyl and R^{49} and R^{50} are each hydrogen.

[00397] In certain embodiments of a compound of Formula (XII), R^{49} and R^{50} are each, independently, substituted or unsubstituted C_{1-6} alkyl and R^{47} and R^{48} are each hydrogen. In certain embodiments of a compound of Formula (XII), R^{49} and R^{50} are each, independently, unsubstituted C_{1-6} alkyl and R^{47} and R^{48} are each hydrogen.

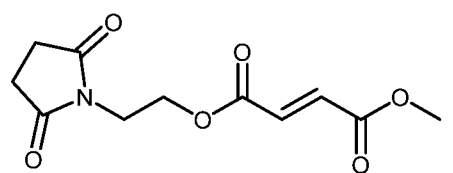
[00398] In one embodiment, the compounds of Formula (XII) may be prepared using

[00399] In certain embodiments of a compound of Formula (X), (X'), (X''), (XI), or (XII), the compound is:

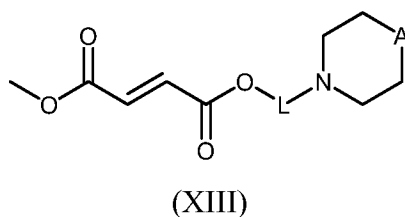




[00400] In certain embodiments of a compound of (XII), the compound is



[00401] In one embodiment, the prodrugs of monoalkyl fumarates are the prodrugs disclosed in WO2014/096425, such as the compounds of Formula (XIII):



or a pharmaceutically acceptable salt, clathrate, solvate, or stereoisomer thereof,
wherein

L is an alkanediyl group with 1 to 6 carbon atoms;

A is SO, SO₂, or NR⁵³, and

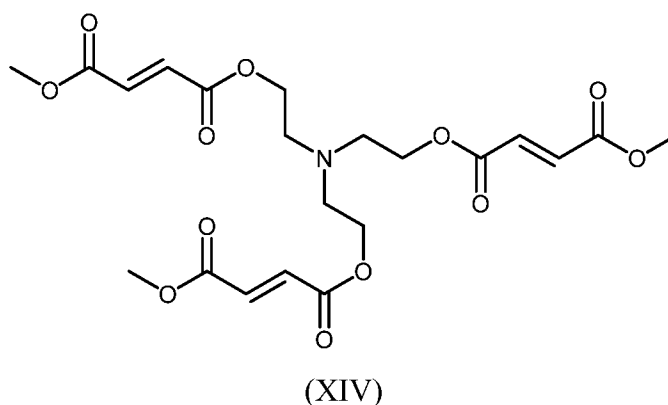
R⁵³ is C₁₋₆ alkyl or C₃₋₆ cycloalkyl.

[00402] In certain embodiments of a compound of Formula (XIII), L is an alkanediyl group with 2, 3 or 4 carbon atoms, or with 2 or 4 carbon atoms, or with 2 carbons atoms. In certain embodiments of a compound of Formula (XIII), L is -CH₂CH₂-. In certain embodiments of a compound of Formula (XIII), A is SO or SO₂. In certain embodiments of a compound of Formula (XIII), R⁵³ is methyl, ethyl, propyl, isopropyl, butyl, isobutyl, tert-butyl, pentyl, sec-pentyl, or hexyl. In certain embodiments of a compound of Formula (XIII), R⁵³ is cyclopropyl, cyclobutyl, cyclopentyl and cyclohexyl. In certain embodiments of a compound of Formula (XIII), R⁵³ is C₁₋₄ alkyl, C₃ or C₄ or C₅ cycloalkyl. In certain embodiments of a compound of

Formula (XIII), R⁵³ is methyl or isopropyl.

[00403] In one embodiment, the compounds of Formula (XIII) may be prepared using methods known to those skilled in the art, for example, as disclosed in WO2014/096425.

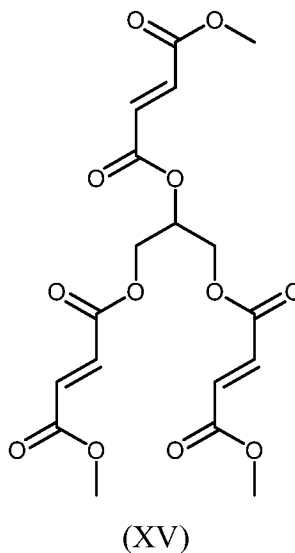
[00404] In one embodiment, the prodrugs of monoalkyl fumarates are the prodrugs disclosed in WO2014/096425, such as the compounds of Formula (XIV):



or a clathrate, or solvate thereof.

[00405] In one embodiment, the compounds of Formula (XIV) may be prepared using methods known to those skilled in the art, for example, as disclosed in WO2014/096425.

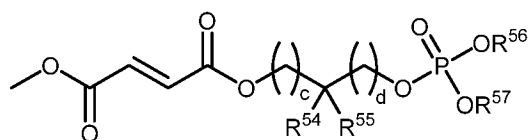
[00406] In one embodiment, the prodrugs of monoalkyl fumarates are the prodrugs disclosed in WO2014/096425, such as the compounds of Formula (XV):



or a clathrate, or solvate thereof.

[00407] In one embodiment, the compounds of Formula (XV) may be prepared using methods known to those skilled in the art, for example, as disclosed in WO2014/096425.

[00408] In one embodiment, the prodrugs of monoalkyl fumarates are the prodrugs disclosed in WO2014/096425, such as the compounds of Formula (XVI):



(XVI)

or a clathrate, solvate, or stereoisomer thereof, wherein

R^{54} and R^{55} are each, independently, hydrogen, C_{1-6} alkyl, or C_{3-6} cycloalkyl;

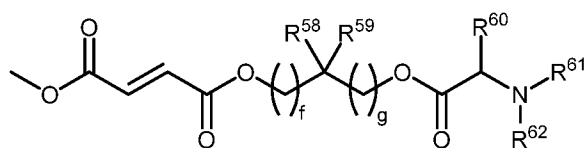
R^{56} and R^{57} are each, independently, hydrogen or C_{1-6} alkyl; and

c and d are each, independently, an integer from 0 to 3.

[00409] In certain embodiments of a compound of Formula (XVI), R^{54} and R^{55} are each, independently, hydrogen, methyl, or ethyl. In certain embodiments of a compound of Formula (XVI), R^{54} and R^{55} are each, independently, hydrogen or methyl. In certain embodiments of a compound of Formula (XVI), R^{54} and R^{55} are both hydrogen; or R^{54} is hydrogen and R^{55} is methyl. In certain embodiments of a compound of Formula (XVI), c and d each are, independently, 0 or 1. In certain embodiments of a compound of Formula (XVI), c and d are both 0. In certain embodiments of a compound of Formula (XVI), R^{56} and R^{57} are each, independently, C_{1-5} alkyl or C_{1-4} alkyl. In certain embodiments of a compound of Formula (XVI), R^{56} and R^{57} are tert-butyl. In certain embodiments of a compound of Formula (XVI), R^{56} and R^{57} are identical.

[00410] In one embodiment, the compounds of Formula (XVI) may be prepared using methods known to those skilled in the art, for example, as disclosed in WO2014/096425.

[00411] In one embodiment, the prodrugs of monoalkyl fumarates are the prodrugs disclosed in WO2014/096425, such as the compounds of Formula (XVII):



(XVII)

or a pharmaceutically acceptable salt, clathrate, solvate, tautomer, or stereoisomer thereof, wherein

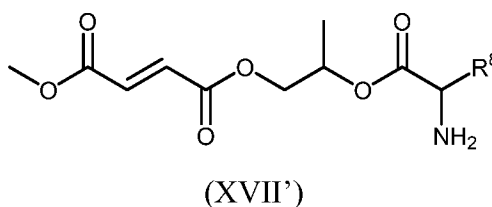
R^{58} , R^{59} , R^{61} , and R^{62} are each, independently, hydrogen, C_{1-6} alkyl, or C_{3-6} cycloalkyl;

R^{60} is hydrogen, C_{3-6} cycloalkyl or C_{1-6} alkyl, wherein the C_{1-6} alkyl is optionally substituted with or more of amino, $NH-C(NH)NH_2$, carboxamide, carboxylic acid, hydroxy, imidazole, indole, mercapto, methylthio, phenyl, hydroxyphenyl, and wherein one of R^{61} and R^{62} together with R^{60} optionally belong to a 5 or 6-membered heteroaliphatic ring; and

f and g are each, independently, an integer from 0 to 3, with the proviso that both f and g are not 0.

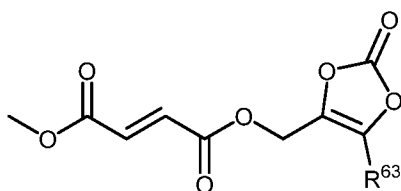
[00412] In certain embodiments of a compound of Formula (XVII), R^{61} and R^{62} are each, independently, hydrogen or C_{1-2} alkyl. In certain embodiments of a compound of Formula (XVII), R^{61} and R^{62} are hydrogen. In certain embodiments of a compound of Formula (XVII), R^{61} is hydrogen and R^{62} is methyl. In certain embodiments of a compound of Formula (XVII), at least one of f and g is 0. In certain embodiments of a compound of Formula (XVII), g is 0.

[00413] In certain embodiments of a compound of Formula (XVII), R^{60} is a substituted C_{1-6} alkyl, wherein the substituent is one or more of the following: halogen, nitro, nitrile, urea, phenyl, aldehyde, sulfate, amino, $NH-C(NH)NH_2$, carboxamide, carboxylic acid, hydroxy, imidazole, indole, mercapto, methylthio, phenyl, and hydroxyphenyl. In particular embodiments the substituents are one or more of the following: amino, $NH-C(NH)NH_2$, carboxamide, carboxylic acid, hydroxy, imidazole, indole, mercapto, methylthio, phenyl, and hydroxyphenyl. In certain embodiments of a compound of Formula (XVII), R^{60} is $-CH_2-C_6H_5$. In certain embodiments of a compound of Formula (XVII), the compound is a compound of Formula XVII':



[00414] In one embodiment, the compounds of Formula (XVII) or (XVII') may be prepared using methods known to those skilled in the art, for example, as disclosed in WO2014/096425.

[00415] In one embodiment, the prodrugs of monoalkyl fumarates are the prodrugs disclosed in WO2014/096425, such as the compounds of Formula (XVIII):



(XVIII)

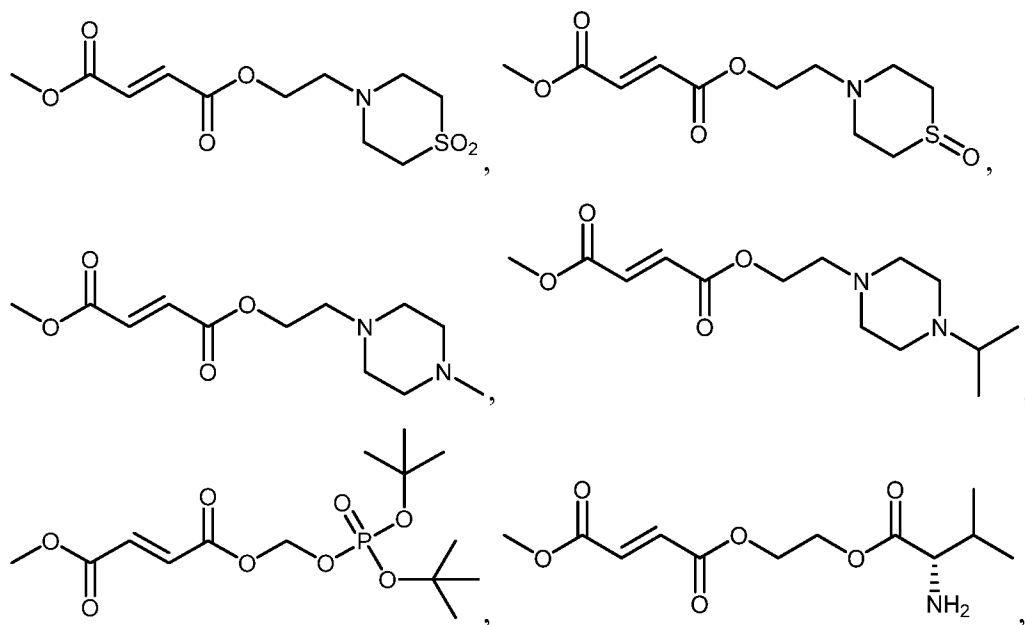
or a pharmaceutically acceptable salt, clathrate, solvate, or stereoisomer thereof,
wherein

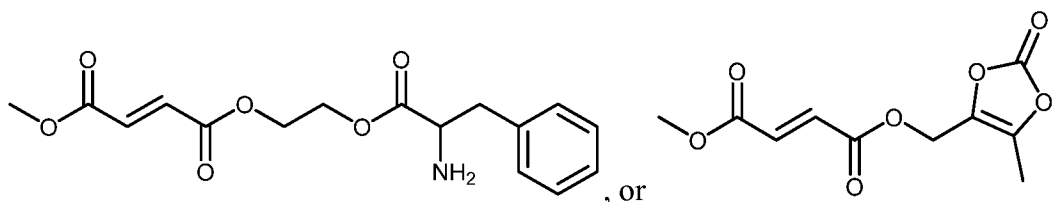
R^{63} is hydrogen, C_{1-6} alkyl, C_{3-6} cycloalkyl, C_{2-6} alkenyl, halogen, cyano, hydroxy, amino, carboxy, mercapto, 5 or 6-membered aryl or hetero aryl optionally substituted with one of or more of methyl, tert-butyl, hydroxy, methoxy, halogen, nitro, nitrile, amine, and carboxamide.

[00416] In certain embodiments of a compound of Formula (XVIII), R^{63} is hydrogen, C_{1-2} alkyl, halogen, cyano, amino, or hydroxy. In certain embodiments of a compound of Formula (XVIII), R^{63} is hydrogen, hydroxyl, or methyl. In certain embodiments of a compound of Formula (XVIII), R^{63} is methyl.

[00417] In one embodiment, the compounds of Formula (XVIII) may be prepared using methods known to those skilled in the art, for example, as disclosed in WO2014/096425.

[00418] In certain embodiments of a compound of Formula (XIII), (XVI), (XVII), or (XVIII), the compound is:

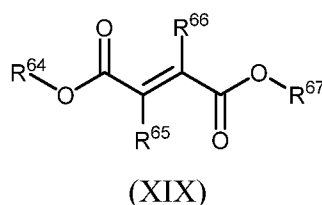




5.1.3 Deuterated Fumarates

[00419] In one embodiment, the fumarates are isotopically enriched with deuterium (^2H).

[00420] In a particular embodiment, a deuterated fumarate is a compound disclosed in U.S. patent application publication number US 2014-0179779 A1, such as a compound of Formula (XIX):

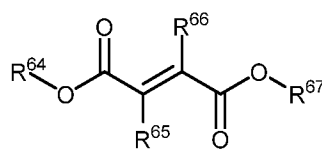


or a pharmaceutically acceptable salt, clathrate, solvate, tautomer, or stereoisomer thereof, wherein

R^{64} and R^{67} are each independently hydrogen, deuterium, deuterated methyl, deuterated ethyl, C_{1-6} alkyl, phenyl, 3-7 membered saturated or partially unsaturated monocyclic carbocyclic ring, 3-7 membered saturated or partially unsaturated monocyclic heterocyclic ring having 1-3 heteroatoms independently selected from nitrogen, oxygen, and sulfur, or a 5-6 membered heteroaryl ring having 1-3 heteroatoms independently selected from nitrogen, oxygen, and sulfur; and

R^{65} and R^{66} are each independently hydrogen or deuterium, provided that the compound of Formula (XIX) contains at least one deuterium atom and that R^{64} and R^{67} are not hydrogen or deuterium at the same time.

[00421] In particular, fumarate Isotopologues are the compounds disclosed in US patent application publication number US 2014-0179779 A1, such as the compounds of Formula (XIX'):



(XIX')

or a pharmaceutically acceptable salt, clathrate, solvate, or stereoisomer thereof,
wherein

R^{64} and R^{67} are each independently hydrogen, deuterium, deuterated methyl, deuterated ethyl, or C_{1-6} aliphatic, and

R^{65} and R^{66} are each independently hydrogen or deuterium, provided that the compound of formula (XIX') contains at least one deuterium atom and that R^{64} and R^{67} are not hydrogen or deuterium at the same time.

[00422] In certain embodiments of a compound of Formula (XIX) or Formula (XIX'), R^{64} is hydrogen or $-CH_3$. In certain embodiments of a compound of Formula (XIX) or Formula (XIX'), R^{64} is $-CD_3$. In certain embodiments of a compound of Formula (XIX) or Formula (XIX'), R^{64} is $-CD_2CD_3$.

[00423] In certain embodiments of a compound of Formula (XIX) or Formula (XIX'), R^{67} is $-CH_2D$, $-CHD_2$, or $-CD_3$. In certain embodiments of a compound of Formula (XIX) or Formula (XIX'), R^{67} is H, $-CH_3$, $-CH_2D$, $-CHD_2$, or $-CD_3$.

[00424] In certain embodiments of a compound of Formula (XIX) or Formula (XIX'), R^{64} is hydrogen or $-CH_3$ and R^{67} is $-CH_2D$, $-CHD_2$, or $-CD_3$.

[00425] In certain embodiments of a compound of Formula (XIX) or Formula (XIX'), R^{64} is $-CD_3$ and R^{67} is $-CH_2D$, $-CHD_2$, or $-CD_3$.

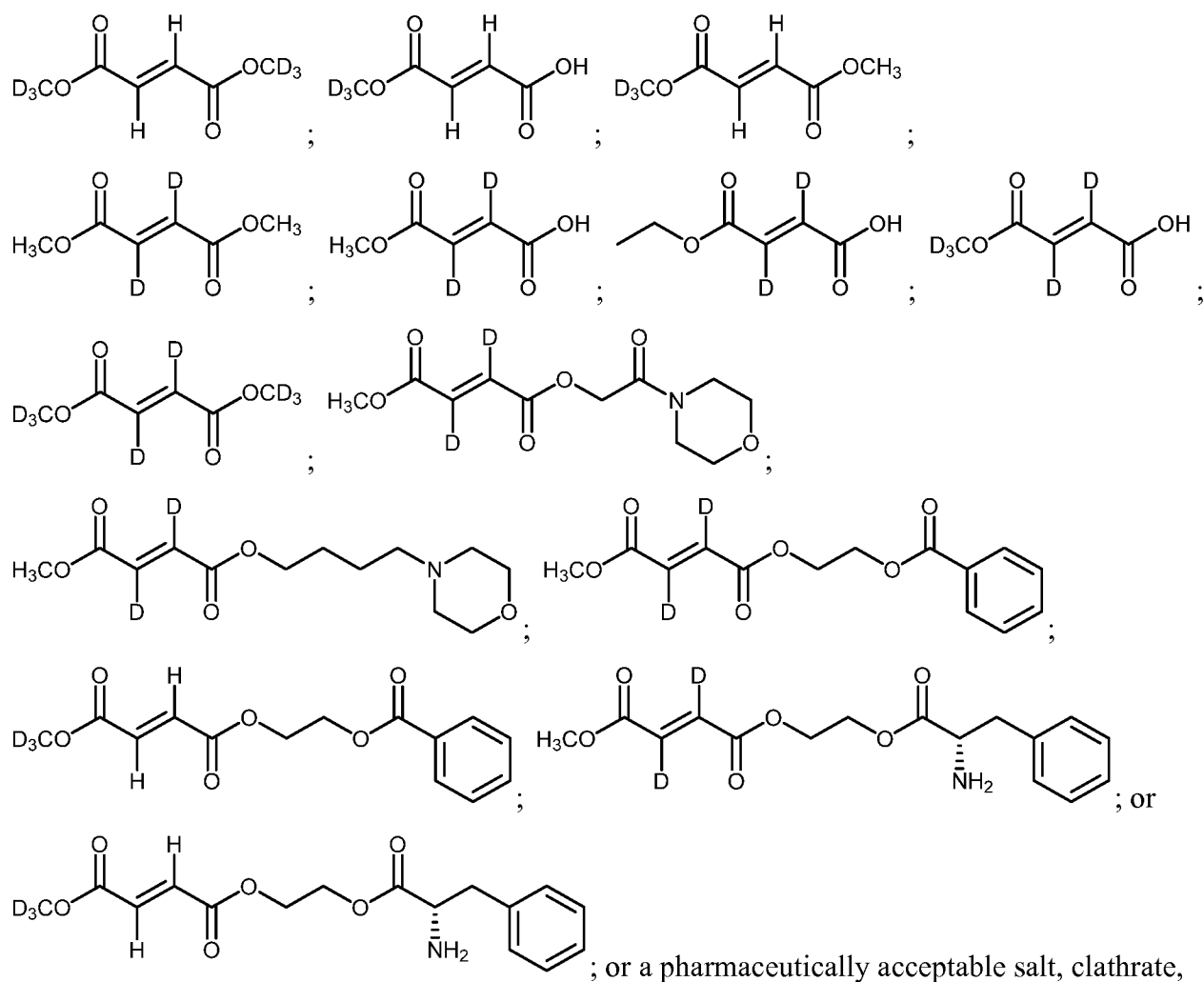
[00426] In certain embodiments of a compound of Formula (XIX) or Formula (XIX'), at least one of R^{65} and R^{66} is deuterium. In certain embodiments of a compound of Formula (XIX) or Formula (XIX'), both of R^{65} and R^{66} are deuterium.

[00427] In certain embodiments of a compound of Formula (XIX) or Formula (XIX'), at least one of R^{65} and R^{66} is deuterium and R^{67} is hydrogen, $-CH_3$, $-CH_2D$, $-CHD_2$, or $-CD_3$. In certain embodiments of a compound of Formula (XIX) or Formula (XIX'), both of R^{65} and R^{66} are deuterium and R^{67} is hydrogen, $-CH_3$, $-CH_2D$, $-CHD_2$, or $-CD_3$.

[00428] In certain embodiments of a compound of Formula (XIX) or Formula (XIX'), R^{64} is $-CD_2CD_3$ and R^{67} is H, $-CH_3$, $-CH_2D$, $-CHD_2$, or $-CD_3$.

[00429] In certain embodiments of a compound of Formula (XIX) or Formula (XIX'), the compound is ($^2\text{H}_6$)dimethyl fumaric acid ester, ($^2\text{H}_3$)methyl fumaric acid ester, ($^2\text{H}_3$)dimethyl fumaric acid ester, dimethyl fumaric($2,3\text{-}^2\text{H}_2$) acid ester, methyl fumaric($2,3\text{-}^2\text{H}_2$) acid ester, ethyl fumaric($2,3\text{-}^2\text{H}_2$) acid ester, ($^2\text{H}_3$)methyl fumaric($2,3\text{-}^2\text{H}_2$) acid ester, ($^2\text{H}_6$)dimethyl fumaric($2,3\text{-}^2\text{H}_2$) acid ester, methyl (2-morpholino-2-oxoethyl) fumaric($2,3\text{-}^2\text{H}_2$) acid ester, methyl (4-morpholino-1-butyl) fumaric($2,3\text{-}^2\text{H}_2$) acid ester, 2-(benzoyloxy)ethyl methyl fumaric($2,3\text{-}^2\text{H}_2$) acid ester, 2-(benzoyloxy)ethyl ($^2\text{H}_3$)methyl fumaric acid ester, (S)-2-((2-amino-3-phenylpropanoyl)oxy)ethyl methyl fumaric($2,3\text{-}^2\text{H}_2$) acid ester, or (S)-2-((2-amino-3-phenylpropanoyl)oxy)ethyl ($^2\text{H}_3$)methyl fumaric acid ester; or a pharmaceutically acceptable salt, clathrate, solvate, or stereoisomer thereof.

[00430] In certain embodiments of a compound of Formula (XIX) or Formula (XIX'), the compound is:



solvate, or stereoisomer thereof.

[00431] In one embodiment, the compounds of Formula (XIX) and (XIX') may be prepared using methods known to those skilled in the art, for example, as disclosed in US patent application publication number US 2014-0179779 A1.

[00432] Deuterated fumarates are useful as active agents for the methods provided herein, e.g., treating multiple sclerosis.

[00433] In one embodiment, when a particular position in a fumarate is designated as having deuterium, it is understood that the abundance of deuterium at that position is substantially greater than the natural abundance of deuterium, which is 0.015%. A position designated as having deuterium typically has a minimum deuterium enrichment factor of at least 3340 (50.1% deuterium incorporation) at each atom designated as deuterium in said compound.

[00434] In other embodiments, a fumarate provided herein has an isotopic enrichment factor for each designated deuterium atom of at least 3500 (52.5% deuterium incorporation at each designated deuterium atom), at least 4000 (60% deuterium incorporation), at least 4500 (67.5% deuterium incorporation), at least 5000 (75% deuterium), at least 5500 (82.5% deuterium incorporation), at least 6000 (90% deuterium incorporation), at least 6333.3 (95% deuterium incorporation), at least 6466.7 (97% deuterium incorporation), at least 6600 (99% deuterium incorporation), or at least 6633.3 (99.5% deuterium incorporation).

5.1.4 Salts

[00435] In particular aspects, included within the scope of the fumarates described herein are the non-toxic pharmaceutically acceptable salts of the fumarates described hereinabove (wherein the fumarate is a dialkyl fumarate, a monoalkyl fumarate, a combination of a dialkyl fumarate and a monoalkyl fumarate, a prodrug of monoalkyl fumarate, a deuterated form of any of the foregoing, or a clathrate, solvate, tautomer, or stereoisomer of any of the foregoing, or a combination of any of the foregoing). Acid addition salts are formed by mixing a solution of a fumarate with a solution of a pharmaceutically acceptable non-toxic acid such as hydrochloride, hydrobromide, hydroiodide, nitrate, sulfate, bisulfate, phosphate, acid phosphate, isonicotinate, acetate, lactate, salicylate, citrate, tartrate, pantothenate, bitartrate, ascorbate, succinate, maleate, gentisinate, gluconate, glucaronate, saccharate, formate, benzoate, glutamate, methanesulfonate, ethanesulfonate, benzenesulfonate, p-toluenesulfonate, and pamoate. Acceptable base salts

include aluminum, calcium, lithium, magnesium, potassium, sodium, zinc, and diethanolamine salts.

5.2 Pharmaceutical Compositions

[00436] In one embodiment, the fumarate for use in the methods of the invention is contained in a pharmaceutical composition comprising a therapeutically effective amount of the fumarate and a pharmaceutically acceptable carrier, *i.e.*, a pharmaceutically acceptable excipient.

[00437] In a specific embodiment, the pharmaceutical composition comprises a fumarate; wherein the fumarate is a dialkyl fumarate, a monoalkyl fumarate, a combination of a dialkyl fumarate and a monoalkyl fumarate, a prodrug of monoalkyl fumarate, a deuterated form of any of the foregoing, or a clathrate, solvate, tautomer, or stereoisomer of any of the foregoing, or a combination of any of the foregoing; with the proviso that a fumarate salt is not present in the pharmaceutical composition.

[00438] In a specific embodiment, the pharmaceutical composition comprises a fumarate; wherein the fumarate is a dialkyl fumarate, a monoalkyl fumarate, a combination of a dialkyl fumarate and a monoalkyl fumarate, a prodrug of monoalkyl fumarate, a deuterated form of any of the foregoing, or a pharmaceutically acceptable salt, clathrate, solvate, tautomer, or stereoisomer of any of the foregoing, or a combination of any of the foregoing; with the proviso that an ethyl hydrogen fumarate salt is not present in the pharmaceutical composition.

[00439] In a specific embodiment, the pharmaceutical composition comprises a fumarate; wherein the fumarate is a dialkyl fumarate, a monoalkyl fumarate, a combination of a dialkyl fumarate and a monoalkyl fumarate, a prodrug of monoalkyl fumarate, a deuterated form of any of the foregoing, or a pharmaceutically acceptable salt, clathrate, solvate, tautomer, or stereoisomer of any of the foregoing, or a combination of any of the foregoing; with the proviso that ethyl hydrogen fumarate calcium salt, ethyl hydrogen fumarate magnesium salt, ethyl hydrogen fumarate zinc salt, and ethyl hydrogen fumarate copper salt are not present in the pharmaceutical composition.

[00440] In a specific embodiment, the pharmaceutical composition consists essentially of DMF and/or monomethyl fumarate.

[00441] In a specific embodiment, the pharmaceutical composition comprises DMF. In a specific embodiment, the pharmaceutical composition consists essentially of DMF. In a specific

embodiment, the pharmaceutical composition comprises DMF, with the proviso that ethyl hydrogen fumarate calcium salt, ethyl hydrogen fumarate magnesium salt, ethyl hydrogen fumarate zinc salt, and ethyl hydrogen fumarate copper salt are not present in the pharmaceutical composition. In a specific embodiment, the pharmaceutical composition comprises DMF and/or monomethyl fumarate, with the proviso that ethyl hydrogen fumarate calcium salt, ethyl hydrogen fumarate magnesium salt, ethyl hydrogen fumarate zinc salt, and ethyl hydrogen fumarate copper salt are not present in the pharmaceutical composition. In a specific embodiment, the pharmaceutical composition comprises DMF, with the proviso that no additional fumarate other than DMF or monomethyl fumarate is present.

[00442] In a specific embodiment, the pharmaceutical composition can be an oral dosage form, e.g., a solid oral dosage form. In a specific embodiment, the pharmaceutical composition is a tablet, capsule, or capsule containing microtablets. Optionally, the tablet or microtablets are enterically coated. In a specific embodiment, the pharmaceutical composition is in the form of enterically coated tablets or microtablets (optionally contained in a capsule), which, once the enteric coating is dissolved in the gastro-intestinal tract, act as immediate release dosage forms.

[00443] In another specific embodiment, the pharmaceutical composition is a controlled, or sustained, release composition, optionally enterically coated.

[00444] The pharmaceutical preparations described herein are manufactured in a manner which is itself known, for example, by means of conventional mixing, granulating, dragee-making, dissolving, or lyophilizing processes. Thus, pharmaceutical preparations for oral use may be obtained by combining the fumarates with solid excipients, optionally grinding the resulting mixture and processing the mixture of granules, after adding suitable auxiliaries, if desired or necessary, to obtain tablets or dragee cores.

[00445] In general, when the drug load (or weight percent of an active ingredient) of a solid oral dosage form (e.g., a tablet or a microtablet) is significantly increased, the weight percent of the excipient(s) must decrease (especially if the size of the solid oral dosage form remains the same). The solid oral dosage form often becomes unstable due to the decrease in the amount of excipient(s), e.g., binders, that function to hold all the components together in a cohesive mix. It is unexpected that increasing the amount of DMF (e.g., from 120 mg to 240 mg) and decreasing the amount of binder, while keeping the size of the solid oral dosage form (e.g., capsule size) to be the same, the strength or integrity of solid dosage form does not suffer.

[00446] Suitable excipients are, in particular, fillers such as saccharides, for example lactose or sucrose, mannitol or sorbitol, cellulose preparations and/or calcium phosphates, for example tricalcium phosphate or calcium hydrogen phosphate, as well as binders such as starch paste, using, for example, maize starch, wheat starch, rice starch, potato starch, gelatin, tragacanth, methyl cellulose, hydroxypropylmethylcellulose, sodium carboxymethylcellulose, and/or polyvinyl pyrrolidone. If desired, disintegrating agents may be added such as the above-mentioned starches and also carboxymethyl-starch, cross-linked polyvinyl pyrrolidone, agar, or alginic acid or a salt thereof, such as sodium alginate. Auxiliaries are, above all, flow-regulating agents and lubricants, for example, silica, talc, stearic acid or salts thereof, such as magnesium stearate or calcium stearate, and/or polyethylene glycol. Dragee cores are provided with suitable coatings which, if desired, are resistant to gastric juices. For this purpose, concentrated saccharide solutions may be used, which may optionally contain gum arabic, talc, polyvinyl pyrrolidone, polyethylene glycol and/or titanium dioxide, lacquer solutions and suitable organic solvents or solvent mixtures. In order to produce coatings resistant to gastric juices, solutions of suitable cellulose preparations such as acetylcellulose phthalate or hydroxypropymethyl-cellulose phthalate, are used. Dye stuffs or pigments may be added to the tablets or dragee coatings, for example, for identification or in order to characterize combinations of active compound doses.

[00447] In one embodiment, the pharmaceutical preparations described herein comprise a capsule containing the agent or pharmaceutical composition described herein in the form of an enteric-coated microtablet. The coating of the microtablet may be composed of different layers. The first layer may be a methacrylic acid - methyl methacrylate copolymer/isopropyl solution which isolates the tablet cores from potential hydrolysis from the next applied water suspensions. The enteric coating of the tablet may then be conferred by an aqueous methacrylic acid - ethyl acrylate copolymer suspension.

[00448] In another embodiment, is provided a composition comprising a fumarate, such as dimethyl fumarate, and one or more excipients, wherein a total amount of the fumarate in the composition ranges, for example, from about 43% w/w to about 95% w/w, based on the total weight of the composition, excluding the weight of any coating.

[00449] The total amount of the fumarate, such as dimethyl fumarate, in the composition described herein can range, for example, from about 43% w/w to about 95% w/w, from about 50%

w/w to about 95% w/w, from about 50% w/w to about 85% w/w, from about 55% w/w to about 80% w/w, from about 60% w/w to about 75% w/w, from about 60% w/w to about 70% w/w, or from about 65% w/w to about 70% w/w, based on the total weight of the composition, excluding the weight of any coating.

[00450] The composition described herein can comprise the fumarate, such as dimethyl fumarate, for example, in about 43% w/w, about 45% w/w, about 50% w/w, about 55% w/w, about 60% w/w, about 65% w/w, about 70% w/w, about 75% w/w, about 80% w/w, about 90% w/w, or about 95% w/w, based on the weight of the composition, excluding the weight of any coating. For example, the composition can contain about 65% to about 95% w/w (e.g., 65% w/w) of DMF.

[00451] Some or all of the fumarate, such as dimethyl fumarate, in the composition can have a particle size of 250 microns or less. For example, and without being limiting, at least 80%, at least 90%, at least 95%, at least 97%, or at least 99% of the fumarate, such as dimethyl fumarate, in the composition can have a particle size of 250 microns or less. Particle size can be measured, for example, by sieve analysis, air elutriation analysis, photoanalysis, electrical counting methods, electroresistance counting methods, sedimentation techniques, laser diffraction methods, acoustic spectroscopy, or ultrasound attenuation spectroscopy. In one embodiment, the particle size is measured using laser diffraction methods.

[00452] The composition described herein can comprise a total amount of excipient(s), for example, in an amount of about 5.0 % w/w to about 57% w/w, based on the total weight of the composition, excluding the weight of any coating.

[00453] The composition described herein can comprise a total amount of excipient(s) in an amount ranging, for example, from about 5% w/w to about 57% w/w, from about 15% w/w to about 57% w/w, from about 20% w/w to about 57% w/w, from about 25% w/w to about 57% w/w, from about 30% w/w to about 57% w/w, from about 35% w/w to about 57% w/w, from about 40% to about 57% w/w, from about 45% w/w to about 57% w/w, from about 50% w/w to about 57% w/w, from about 55% w/w to about 57% w/w, from about 5% w/w to about 55% w/w, from about 5% w/w to about 50% w/w, from about 5% w/w to about 45% w/w, from about 5% w/w to about 40% w/w, from about 5% w/w to about 35% w/w, from about 5% w/w to about 30% w/w, from about 5% w/w to about 25% w/w, from about 5% w/w to about 20% w/w, from about 5% w/w to about 15% w/w, from about 15% w/w to about 55% w/w, from about 20% w/w to

about 50% w/w, from about 25% w/w to about 45% w/w, from about 30% w/w to about 40% w/w, from about 35% to about 40% w/w, based on the total weight of the composition, excluding the weight of any coating.

[00454] The excipient(s) can be, for example, one or more selected from the group consisting of a filler (or a binder), a glidant, a disintegrant, a lubricant, or any combination thereof.

[00455] The number of excipients that can be included in a composition is not limited.

[00456] Examples of fillers or binders include, but are not limited to, ammonium alginate, calcium carbonate, calcium phosphate, calcium sulfate, cellulose, cellulose acetate, compressible sugar, confectioner's sugar, dextrans, dextrin, dextrose, erythritol, ethylcellulose, fructose, glyceryl palmitostearate, hydrogenated vegetable oil type I, isomalt, kaolin, lactitol, lactose, mannitol, magnesium carbonate, magnesium oxide, maltodextrin, maltose, mannitol, medium chain triglycerides, microcrystalline cellulose, polydextrose, polymethacrylates, simethicone, sodium alginate, sodium chloride, sorbitol, starch, sucrose, sugar spheres, sulfobutylether beta-cyclodextrin, talc, tragacanth, trehalose, polysorbate 80, and xylitol. In one embodiment, the filler is microcrystalline cellulose. The microcrystalline cellulose can be, for example, PROSOLV SMCC® 50, PROSOLV SMCC® 90, PROSOLV SMCC® HD90, PROSOLV SMCC® 90 LM, and any combination thereof.

[00457] Examples of disintegrants include, but are not limited to, hydroxypropyl starch, alginic acid, calcium alginate, carboxymethylcellulose calcium, carboxymethylcellulose sodium, powdered cellulose, chitosan, colloidal silicon dioxide, croscarmellose sodium, crospovidone, docusate sodium, guar gum, hydroxypropyl cellulose, low substituted hydroxypropyl cellulose, magnesium aluminum silicate, methylcellulose, microcrystalline cellulose, polacrillin potassium, povidone, sodium alginate, sodium starch glycolate, starch, and pregelatinized starch. In one embodiment, the disintegrant is croscarmellose sodium.

[00458] Examples of glidants include, but are not limited to, calcium phosphate, calcium silicate, powdered cellulose, magnesium silicate, magnesium trisilicate, silicon dioxide, talcum and colloidal silica, and colloidal silica anhydrous. In one embodiment, the glidant is colloidal silica anhydrous, talc, or a combination thereof.

[00459] Examples of lubricants include, but are not limited to, canola oil, hydroxyethyl cellulose, lauric acid, leucine, mineral oil, poloxamers, polyvinyl alcohol, talc, oxyldodecanol,

sodium hyaluronate, sterilizable maize starch, triethanolamine, calcium stearate, magnesium stearate, glycerin monostearate, glyceryl behenate, glyceryl palmitostearate, hydrogenated castor oil, hydrogenated vegetable oil type I, light mineral oil, magnesium lauryl sulfate, medium-chain triglycerides, mineral oil, myristic acid, palmitic acid, poloxamer, polyethylene glycol, potassium benzoate, sodium benzoate, sodium chloride, sodium lauryl sulfate, stearic acid, talc, and zinc stearate. In one embodiment, the lubricant is magnesium stearate.

[00460] The composition described herein can comprise a total amount of filler(s) in an amount ranging from about 3.5% w/w to about 55% w/w of the composition, based on the total weight of the composition, excluding the weight of any coating.

[00461] The filler(s) can be comprised in the composition described herein, for example, in a total amount, for example, ranging from about 5% w/w to about 55% w/w, from about 10% w/w to about 55% w/w, from about 15% w/w to about 55% w/w, from about 20% w/w to about 55% w/w, from about 25% w/w to about 55% w/w, from about 30% w/w to about 55% w/w, from about 35% w/w to about 55% w/w, from about 40% w/w to about 55% w/w, from about 3.5% w/w to about 55% w/w, from about 3.5% to about 50%, from about 3.5% w/w to about 40% w/w, from about 3.5% w/w to about 30% w/w, from about 3.5% w/w to about 25% w/w, from about 3.5% w/w to about 20% w/w, from about 3.5% w/w to about 15% w/w, from about 15% w/w to about 40% w/w, from about 20% w/w to about 35% w/w, or from about 25% w/w to about 30% w/w, based on the total weight of the composition, excluding the weight of any coating.

[00462] The filler(s) can be comprised in the composition, for example, in a total amount of about 5% w/w, about 7% w/w, about 10% w/w, about 12% w/w, about 14% w/w, about 16% w/w, about 18% w/w, about 20% w/w, about 22% w/w, about 24% w/w, about 26% w/w, about 28% w/w, about 30% w/w, about 32% w/w, about 34% w/w, about 36% w/w, about 38% w/w, about 40% w/w, about 42% w/w, about 44% w/w, about 46% w/w, about 48% w/w, about 50% w/w, about 52% w/w, about 54% w/w, or about 55% w/w, based on the total weight of the composition, excluding the weight of any coating.

[00463] The composition described herein can comprise a total amount of disintegrant(s), for example, in an amount ranging from about 0.2 % w/w to about 20% w/w, based on the total weight of the composition, excluding the weight of any coating.

[00464] The disintegrant(s) can be contained in the composition, for example, in a total amount ranging from about 0.2% w/w to about 19% w/w, about 0.2% w/w to about 15% w/w,

about 0.2% w/w to about 12% w/w, about 0.2% w/w to about 6% w/w, about 0.2% w/w to about 5% w/w, about 0.2% w/w to about 4% w/w, about 0.2% w/w to about 3% w/w, about 0.2% w/w to about 2% w/w, about 0.2% w/w to about 20% w/w, about 3% w/w to about 20% w/w, about 4% w/w to about 20% w/w, about 5% w/w to about 20% w/w, about 6% w/w to about 20% w/w, about 7% w/w to about 20% w/w, about 8% w/w to about 20% w/w, about 9% w/w to about 20% w/w, about 2% w/w to about 20% w/w, or about 3% w/w to about 20% w/w, based on the weight of the composition, excluding the weight of any coating.

[00465] The disintegrant(s) can be contained in the composition, for example, in a total amount of about 1% w/w, about 2% w/w, about 3% w/w, about 4% w/w, about 5% w/w, about 6% w/w, about 7% w/w, about 8% w/w, about 9% w/w, about 10% w/w, about 12% w/w, about 14% w/w, about 16% w/w, about 18% w/w, or about 19% w/w, based on the total weight of the composition, excluding the weight of any coating.

[00466] The glidant(s) can be contained in the composition, for example, in a total amount ranging from about 0.1% w/w to about 9.0% w/w, based on the total weight of the composition, excluding the weight of any coating.

[00467] The glidant(s) can be contained in the composition, for example, in a total amount ranging from about 0.1% w/w to about 9.0% w/w, from about 0.1% w/w to about 8% w/w, from about 0.1% w/w to about 6% w/w, from about 0.1% w/w to about 4% w/w, from about 0.1% w/w to about 2.8% w/w, from about 0.1% w/w to about 2.6% w/w, from about 0.1% w/w to about 2.4% w/w, from about 0.1% w/w to about 2.2% w/w, from about 0.1% w/w to about 2.0% w/w, from about 0.1% w/w to about 1.8% w/w, from about 0.1% w/w to about 1.6% w/w, from about 0.1% to about 1.4% w/w, from about 0.1% w/w to about 1.2% w/w, from about 0.1% w/w to about 1.0% w/w, from about 0.1% w/w to about 0.8% w/w, from about 0.1% w/w to about 0.4% w/w, from about 0.2% w/w to about 3.0% w/w, from about 0.4% w/w to about 3.0% w/w, from about 0.6% w/w to about 3.0% w/w, from about 0.8% w/w to about 3.0% w/w, from about 1.0% w/w to about 3.0% w/w, from about 1.2% w/w to about 9.0% w/w, from about 1.4% w/w to about 9.0% w/w, from about 1.6% w/w to about 9.0%, from about 1.8% w/w to about 9.0% w/w, from about 2.0% w/w to about 9.0% w/w, from about 2.2% w/w to about 9.0% w/w, from about 2.4% w/w to about 9.0% w/w, from about 2.6% w/w to about 9.0% w/w, from about 2.8% w/w to about 9.0% w/w, from about 3.0% w/w to about 9.0% w/w, from about 4.0% w/w to about 9.0% w/w, from about 5.0% w/w to about 9.0% w/w, from about 6.0% w/w to about 9.0%

w/w, from about 7.0% w/w to about 9.0% w/w, from about 8.0% w/w to about 9.0% w/w, from about 0.5% w/w to about 2.5% w/w, or from about 1.0% w/w to about 2.0% w/w, based on the total weight of the composition, excluding the weight of any coating.

[00468] The glidant(s) can be contained in the composition, for example, in a total amount of about 0.1 % w/w, about 0.2% w/w, about 0.3% w/w, about 0.4% w/w, about 0.5% w/w, about 0.6% w/w, about 0.7% w/w, about 0.8% w/w, about 0.9% w/w, about 1.0 % w/w, about 1.2% w/w, about 1.4% w/w, about 1.6% w/w, about 1.8% w/w, about 2.0% w/w, about 2.2% w/w, about 2.4% w/w, about 2.6% w/w, about 2.8% w/w, about 3% w/w, about 4% w/w, about 5% w/w, about 6% w/w, about 7% w/w, about 8% w/w, or about 9% w/w, based on the total weight of the composition, excluding the weight of any coating.

[00469] The lubricant(s) can be contained in the composition, for example, in a total amount ranging from about 0.1% w/w to about 3.0% w/w, based on the total weight of the composition, excluding the weight of any coating.

[00470] The lubricant(s) can be contained in the composition, for example, in a total amount ranging from about 0.1% w/w to about 2% w/w, about 0.1% w/w to about 1% w/w, from about 0.1% w/w to about 0.7% w/w, from about 0.1% w/w to about 0.6% w/w, from about 0.1% w/w to about 0.5% w/w, from about 0.1% w/w to about 0.4% w/w, from about 0.1% w/w to about 0.3% w/w, from about 0.1% w/w to about 0.2% w/w, from about 0.2% w/w to about 3.0% w/w, from about 0.3% w/w to about 3.0% w/w, from about 0.4% w/w to about 3.0% w/w, from about 0.5% w/w to about 3.0% w/w, from about 0.6% w/w to about 3.0% w/w, from about 0.7% w/w to about 3.0% w/w, from about 0.8% w/w to about 3.0% w/w, from about 0.9% w/w to about 3.0% w/w, from about 1% w/w to about 3.0% w/w, from about 2% w/w to about 3% w/w, from about 0.2% w/w to about 0.7% w/w, from about 0.3% w/w to about 0.6% w/w, or from about 0.4% w/w to about 0.5% w/w, based on the total weight of the composition, excluding the weight of any coating.

[00471] The lubricant(s) can be contained in the composition, for example, in a total amount of about 0.1% w/w, about 0.2% w/w, about 0.3% w/w, about 0.4% w/w, about 0.5% w/w, about 0.6% w/w, about 0.7% w/w, about 0.8% w/w, about 0.9% w/w, about 1.0% w/w, about 2.0% w/w, or about 3.0% w/w, based on the total weight of composition, excluding the weight of any coating.

[00472] In some embodiments, for example, the composition described herein comprises

one or more fillers in a total amount ranging from about 3.5% w/w to about 55% w/w, one or more disintegrants in a total amount ranging from about 0.2 % w/w to about 20% w/w, one or more glidants in a total amount ranging from about 0.1% w/w to about 9.0% w/w, and one or more lubricants in a total amount ranging from about 0.1% w/w to about 3.0% w/w.

[00473] In some embodiments, for example, the composition described herein comprises a filler, a disintegrant, a glidant, and a lubricant. In some embodiments, the filler is microcrystalline cellulose, the disintegrant is croscarmellose sodium, the glidant is colloidal silica anhydrous, and the lubricant is magnesium stearate. In other embodiments, the filler is microcrystalline cellulose, the disintegrant is croscarmellose sodium, the glidant is a combination of colloidal silica anhydrous and talc, and the lubricant is magnesium stearate.

[00474] The ingredients in the composition described herein can be, for example, homogeneous or heterogeneously mixed. The composition ingredients can be, for example, mixed by any known method including shaking, stirring, mixing with forced air, mixing in a spinning container, and the like. The composition ingredients can be, for example, mixed all at once, or with progressive addition of one or more ingredients. The composition ingredients can be mixed in any order, for example, individually, in groups, or as a blend of all of the ingredients. For example, the glidant(s) can be mixed with the DMF and/or disintegrant(s) prior to mixing with any or all of the filler(s) and/or lubricants. The blend can also be prepared by mixing DMF, disintegrant(s) (e.g., croscarmellose sodium) and a portion of binder (e.g., microcrystalline cellulose) before then passing through a screen or sieve. The remaining binder can be mixed with lubricant(s) (e.g., magnesium stearate) before passing through a screen or sieve. These two mixtures can then be combined and mixed before adding glidant(s) (e.g., silica colloidal anhydrous). The glidant(s) can also be added to one or both of the aforementioned mixtures before they are combined and mixed to produce the final blend.

[00475] The composition described herein can have a flowability index, for example, ranging from about 8 mm to about 24 mm. For example, the flowability index can range from about 12 mm to about 22 mm, from about 12 mm to about 20 mm, from about 12 mm to about 18 mm, from about 12 mm to about 16 mm, from about 12 mm to about 14 mm, from about 14 mm to about 24 mm, from about 16 mm to about 24 mm, from about 18 mm to about 24 mm, from about 20 mm to about 24 mm, from about 22 mm to about 24 mm, from about 14 mm to about 22 mm, or from about 16 mm to about 20 mm.

[00476] The flowability index can be, for example, less than 18 mm (e.g., about 8 mm, about 12 mm, about 14 mm, about 16 mm) with an amount of glidant(s) ranging from about 0.1% w/w to about 2.0% w/w (e.g., 1.0% w/w).

[00477] The flowability index can be measured, for example, on a FLODEX device (manufactured by Hanson Research). The following protocol, for example, can be employed: A powder sample (e.g., 50 g) is loaded into the cylinder on the FLODEX device such that the powder is within about 1 cm from the top of the cylinder. A minimum of 30 seconds is allowed to pass before testing commences. Starting with a 16 mm flow disk, the release lever is slowly turned until the closure drops open without vibration. The test is positive when the open hole at the bottom is visible when looking down from the top. If a positive result is obtained, the test is repeated with smaller and smaller disk holes until the test is negative. For negative results, the size of the flow disk hole is increased until the test is positive. The flowability index is the diameter of the smallest hole through which the sample will pass for three successive tests.

[00478] The composition can have, for example, a compressibility index ranging from about 15% to about 28%. The compressibility index can range, for example, from 17% to about 28%, from about 19% to about 28%, from about 21% to about 28%, from about 23% to about 28%, from about 25% to about 28%, from about 15% to about 26%, from about 15% to about 24%, from about 15% to about 22%, from about 15% to about 20%, from about 15% to about 18%, from about 17% to about 26%, from about 19% to about 24%, or from about 20% to about 22%.

[00479] The composition can have a compressibility index, for example, of about 16%, about 17%, about 18%, about 19%, about 20%, about 21%, about 22%, about 23%, about 24%, about 25%, about 26%, or about 27%.

[00480] The compressibility index can be defined, for example, by the formula: $((V_o - V_f)/V_o) \times 100\%$ where V_o is unsettled apparent volume of the particle and V_f is the final tapped volume of the powder. The compressibility index can be determined, for example, as follows: powder is placed in a container and the powder's unsettled apparent volume (V_o) is noted. Next, the powder is tapped until no further volume changes occur. At this point, the final tapped volume of the powder is measured (V_f). The compressibility index is then calculated by using the formula above.

[00481] In some embodiments, the composition can be in the form of a powder (not

compressed) or a compact (compressed). The shape of the compact is not limited and can be, for example, cubic, spherical, or cylindrical (e.g., disc-shaped).

[00482] The compact can be, for example, in the form of tablets, caplets, or microtablets. The compact can be prepared by any means known in the art. For example, if the compact is in the form of microtablets, the microtablets can be made by compressing the composition described above using any known method, such as using a rotary tablet press equipped with a multi-tip tooling and having concave tips.

[00483] Multi-tip tableting tools, for example, can be used. For example, a multi-tip tool having from about 16 tips to about 40 tips using, for example, about 2 mm diameter tips. In this situation, applied compressing force can be expressed as an average kN/tip. For example, an applied compressing force of 2 kN used with a 16 multi-tip tool yields an applied compressing force of about 0.125 kN/tip. Similarly, an applied compressing force of about 15 kN used with a 16 multi-tip tool yields an applied compressing force of about 0.94 kN per tip.

[00484] The microtablets can have a mean diameter (excluding any coatings), for example, ranging from about 1 mm to about 3 mm. For example, the microtablets can have a mean diameter ranging from about 1 mm to about 2.5 mm. The microtablets can have a mean diameter of about 1.0 mm, about 2.0 mm, or about 3.0 mm.

[00485] Compact tensile strength can be determined by any means known in the art. For example, the following protocol could be employed. First, compact(s) are compressed to about 360 mg weight using an instrumented rotary tablet press equipped to measure compression force with round flat tooling of approximately 10 mm diameter. Next, measure the diametrial crushing strength using a suitable tablet hardness tester and then calculate tensile strength by the procedure reported by Newton (Newton, J. M., *Journal of Pharmacy and Pharmacology*, 26: 215-216 (1974)). See also Pandeya and Puri, *KONA Powder and Particle Journal*, 30: 211-220 (2013), Jarosz and Parrott, *J. Pharm. Sci.* 72(5):530-535 (1983), and Podczec, *Intl. J. Pharm.* 436:214-232 (2012).

[00486] The composition described herein, in the form of a compact, can have a tensile strength equal to or greater than 1.5 MPa at an applied or compaction pressure of about 100 MPa. For example, the tensile strength can range from about 2.0 to about 5.0 MPa (e.g., from about 2.5 to about 4.5 MPa, from about 3.0 to about 4.5 MPa or from about 3.5 to about 4.5 MPa) at an applied or compaction pressure of about 100 MPa. For example, the tensile strength can be

about 4.0 MPa at an applied or compaction pressure of about 100 MPa.

[00487] The compact in the form of one or more microtablets produced using 16 multi-tip tooling can have a hardness or breaking strength or crushing strength ranging from about 8 N to about 35 N when the microtablet is formed by a compression force ranging from 2 kN to about 15 kN and the microtablet has a 2 mm diameter, a thickness of 2 mm, and a 1.8 mm radius of the convex surface. In one embodiment, microtablets each having a 2 mm diameter, a thickness of 2 mm, and a 1.8 mm radius of the convex surface have a hardness ranging from about 17 N to about 24 N for a compression force of about 4 kN to about 7 kN. The hardness can be, for example, of from about 23 N to about 27 N (e.g., about 24 N, about 25 N, or about 26 N) for a compression force of about 10 kN to about 15 kN. Hardness or breaking strength or crushing strength can be determined for example, using an Erweka tester or a Schleuniger tester as described in Lachman, L. *et al.*, *The Theory & Practice of Industrial Pharmacology* (3rd ed. 1986), p. 298.

[00488] In some embodiments, the composition can be optionally coated or partially coated by one or more coatings. The coating(s) can be pH independent or pH dependent. The coating(s) can be, for example, enteric coatings, seal coatings, or combinations of enteric coatings and seal coatings.

[00489] The seal coating can contain, for example, one or more plasticizers, one or more copolymers, one or more polymers, or combinations thereof.

[00490] The plasticizer can be, for example, one or more of acetyltributyl citrate, acetyltriethyl citrate, benzyl benzoate, cellulose acetate phthalate, chlorbutanol, dextrin, dibutyl phthalate, dibutyl sebacate, diethyl phthalate, dimethyl phthalate, glycerin, glycerin monostearate, hypromellose phthalate, mannitol, mineral oil and lanolin alcohols, palmitic acid, polyethylene glycol, polyvinyl acetate phthalate, propylene glycol, 2-pyrrolidone, sorbitol, stearic acid, triacetin, tributyl citrate, triethanolamine, and triethyl citrate.

[00491] The copolymer can be, for example, a methacrylic acid-methacrylate copolymer or a methacrylic acid-ethylacrylate copolymer.

[00492] Additionally, the seal coating can contain one or more polymers, for example, cellulose derivatives such as hydroxyethyl cellulose, hydroxypropyl cellulose, hydroxypropyl and methylcellulose, polyvinylpyrrolidone, a polyvinylpyrrolidone/vinyl acetate copolymer, ethyl cellulose, and ethyl cellulose aqueous dispersions (AQUACOAT®, SURELEASE®),

EUDRAGIT® RL 30 D, OPADRY®, EUDRAGIT® S, EUDRAGIT® L, and the like.

[00493] If present in the seal coating, the total amount of one or more copolymer(s) and/or one or more polymer(s) in the seal coating can range, for example, from a positive amount greater than 0% w/w to about 100% w/w, based on the weight of the seal coating. The amount of one or more copolymer(s) and/or one or more polymer(s) in the seal coating can range, for example, from about 10% w/w to about 100% w/w, from about 20% w/w to about 100% w/w, from about 30% w/w to about 100% w/w, from about 40% w/w to about 100% w/w, from about 50% w/w to about 100% w/w, from about 60% w/w to about 100% w/w, from about 70% w/w to about 100% w/w, from about 80% w/w to about 100% w/w, or from about 90% w/w to about 100% w/w, based on the weight of the seal coating.

[00494] The amount of one or more copolymer(s) and/or one or more polymer(s) in the seal coating can be, for example, about 10% w/w, about 20% w/w, about 30% w/w, about 35% w/w, about 40% w/w, about 45% w/w, about 50% w/w, about 55% w/w, about 60% w/w, about 65% w/w, about 70% w/w, about 75% w/w, about 80% w/w, about 85% w/w, about 90% w/w, or about 95% w/w, based on the weight of the seal coating.

[00495] If present in the seal coating, the mean amount of plasticizer in the seal coating can range, for example, from a positive amount greater than 0 % w/w to about 70 % w/w, based on the weight of the seal coating.

[00496] The enteric coating can contain, for example, one or more plasticizers, one or more fillers, one or more lubricants, one or more copolymers, one or more polymers, and any combinations thereof.

[00497] The plasticizer(s) in the enteric coat can be the same or different than any plasticizer(s) in a seal coat, if present, and can be one or more of the plasticizers listed above.

[00498] The filler(s) in the enteric coat can be the same or different than any filler(s) in the composition. Additionally, the filler(s) in the enteric coat can be the same or different than any filler(s) in a seal coat, if present, and can be one or more of the fillers listed above.

[00499] The lubricant(s) in the enteric coat can be the same or different than any lubricant(s) in the composition. Additionally, the lubricant(s) in the enteric coat can be the same or different than the copolymer(s) in a seal coat, if present, and can be one or more of the lubricants listed above. In one embodiment, the lubricant is talcum that is optionally micronized.

[00500] The copolymer(s) in the enteric coat can be the same or different than the

copolymer(s) in a seal coat, if present, and can be one or more of the copolymer(s) listed above. In one embodiment, the enteric coat contains one or more of a methyl acrylate-methyl methacrylate-methacrylic acid copolymer (EUDRAGIT® FS 30 D), a methacrylic acid-methyl methacrylate copolymer and a methacrylic acid-ethyl acetate copolymer.

[00501] The enteric polymers used in the composition described herein can be modified by mixing or layering with other known coating products that are not pH sensitive. Examples of such coating products include ethyl cellulose, hydroxypropyl cellulose, neutral methacrylic acid esters with a small portion of trimethylammonioethyl methacrylate chloride, sold currently under the trade names EUDRAGIT® RS and EUDRAGIT® RL; a neutral ester dispersion without any functional groups, sold under the trade names EUDRAGIT® NE 30 D; and other pH independent coating products.

[00502] The total amount of the copolymer(s) and/or polymer(s) in the enteric coating can range, for example, from about 25% w/w to about 100% w/w, based on the weight of the enteric coating.

[00503] If present in an enteric coating, the total amount of lubricant(s) in the enteric coating can range, for example, from a positive amount greater than 0% w/w to about 58 % w/w, based on the weight of the enteric coating.

[00504] If present in an enteric coating, the total amount of filler(s) in the enteric coating can range, for example, from a positive amount greater than 0% w/w to about 5.0% w/w, based on the weight of the enteric coating.

[00505] Solvents for applying the coating materials, can be, but are not limited to, water, acetone, hexane, ethanol, methanol, propanol, isopropanol, butanol, isobutanol, sec-butanol, tert-butanol, dichloromethane, trichloromethane, chloroform, and the like.

[00506] Coatings can be applied by any known means, including spraying. In some embodiments, the compositions are coated or partially coated with one or more seal coatings, for example one, two, three or more seal coatings. In some embodiments, the compositions are coated or partially coated with one or more enteric coatings, for example one, two, three or more enteric coatings. In some embodiments, the compositions are coated with one or more seal coatings and one or more enteric coatings. In some embodiments, the compositions are coated with one seal coating and one enteric coating.

[00507] In a specific embodiment, the pharmaceutical composition is a tablet, for example,

the tablet set forth in Table 2 and further coated with a seal coating solution and an enteric coating solution according to Formula A as set forth in Table 3 (See Example 1, Section 6.1 *infra*).

[00508] In a specific embodiment, the pharmaceutical composition is a tablet, for example, the tablet set forth in Table 2 and further coated with a seal coating solution and an enteric coating solution according to Formula B as set forth in Table 3 (See Example 1, Section 6.1 *infra*).

[00509] In a specific embodiment, the pharmaceutical composition is the same as in TECFIDERA[®]. In another specific embodiment, the pharmaceutical composition is the same as in FUMADERM[®]. In another specific embodiment, the pharmaceutical composition contains different fumarates from those fumarates in FUMADERM[®].

[00510] In one embodiment, the pharmaceutical composition is in the form of a tablet or a capsule. In one embodiment, the pharmaceutical composition is in the form of an enterically coated tablet. In one embodiment, the pharmaceutical composition is in the form of an enterically coated microtablets.

5.3 Dosing Regimens

[00511] This disclosure provides dosing regimens for administering the fumarate as described herein. The fumarates and pharmaceutical compositions described herein may be administered by any means that achieve their intended purpose. For example, administration may be by parenteral, subcutaneous, intramuscular, intraperitoneal, transdermal, buccal, intrathecal, intracranial, intranasal, or topical routes. In one embodiment, the administering is done orally. The dosage administered will be dependent upon the age, health, and weight of the recipient, kind of concurrent treatment, if any, frequency of treatment, and the nature of the effect desired.

[00512] The amount of fumarate that can be combined with the carrier materials to produce a single dosage form will vary depending upon the host treated, and the particular mode of administration. It should be understood, however, that a specific dosage and treatment regimen for any particular subject will depend upon a variety of factors, including the activity of the specific compound employed, the age, body weight, general health, sex, diet, time of administration, rate of excretion, drug combination, and the judgment of the treating physician

and the severity of the particular disease being treated. The amount of fumarate can also depend upon the therapeutic or prophylactic agent, if any, with which the agent is co-administered.

[00513] A composition comprising a total amount of dimethyl fumarate (DMF) ranging from about 43% w/w to about 95% w/w (e.g., from about 50% w/w to about 80% w/w or from about 60% w/w to about 70% w/w) and one or more excipients formulated in such a manner that about 160 mg of DMF to about 500 mg of DMF (e.g., about 240 mg to about 480 mg DMF) can be included in a single dosage form that can be administered, for example, once per day (QD), twice per day (BID), or thrice per day (TID). For example, a capsule (e.g., size 0) can contain about 240 mg of DMF. As another example, a capsule can contain about 480 mg of DMF.

[00514] When the fumarate is administered to a human, the compound may quickly metabolize to MMF. The pharmacokinetics properties (e.g., C_{max} and AUC) can be therefore measured based on the concentration of MMF in the plasma after administration. The pharmacokinetics properties can be determined after single dosing or at steady state. In some embodiments, subjects orally administered a dosage form described above containing a fumarate or a pharmaceutically acceptable salt, clathrate, solvate, tautomer, or stereoisomer thereof exhibit a time to maximum plasma MMF concentration (T_{max}) of, for example, from about 1.5 hours to about 3.5 hours, from about 1.75 hours to about 3.25 hours, or from about 2 hours to about 2.5 hours.

[00515] In some embodiments, subjects orally administered a dosage form described above containing a fumarate exhibit a mean MMF plasma area under the curve 0-12 (AUC_{0-12}) of about 2.36 h.mg/L to about 5.50 h.mg/L, from about 2.75 h.mg/L to about 5.10 h.mg/L, or from about 3.14 h.mg/L to about 4.91 h.mg/L. In one embodiment, subjects exhibit a mean AUC_{0-12} of about 3.93 h.mg/L.

[00516] In some embodiments, subjects orally administered a dosage form described above containing a fumarate exhibit a mean MMF plasma area under the curve 0-infinity ($AUC_{0-\infty}$) of about 2.4 h.mg/L to about 5.6 h.mg/L, from about 2.75 h.mg/L to about 5.10 h.mg/L, or from about 3.14 h.mg/L to about 4.91 h.mg/L. In one embodiment, subjects exhibit a mean $AUC_{0-\infty}$ of about 3.93 h.mg/L.

[00517] In some embodiments, subjects orally administered a dosage form described above containing a fumarate twice daily exhibit a mean MMF plasma overall area under the curve of about 4.81 h.mg/mL to about 11.2 h.mg/mL, or from about 6.40 h.mg/L to about 10.1

h.mg/L. In one embodiment, subjects exhibit a mean $AUC_{overall}$ of about 8.02 h.mg/L when orally administered the dosage forms twice daily.

[00518] In some embodiments, subjects orally administered a dosage form described above containing a fumarate exhibit a mean MMF plasma concentration (C_{max}) of from about 1.45 mg/L to about 3.39 mg/L, from about 1.69 mg/L to about 3.15 mg/L, or from about 1.93 mg/L to about 3.03 mg/L. In one embodiment, subjects exhibit a mean C_{max} of about 2.42 mg/L.

[00519] In one embodiment, subjects orally administered a dosage form described above containing a fumarate exhibit a mean C_{max} of about 1.02 mg/L to about 2.41 mg/L, or about 1.37 mg/L to about 2.15 mg/L. In one embodiment, subjects exhibit a mean C_{max} of about 1.72 mg/L when orally administered the dosage forms twice daily.

[00520] Additionally, subjects orally administered a dosage form described above containing a fumarate can exhibit one or more of the following pharmacokinetic parameters: (a) a mean plasma MMF T_{max} of from about 1.5 hours to about 3.5 hours; (b) a mean plasma MMF C_{max} ranging from about 1.03 mg/L to about 3.4 mg/L; (c) a mean plasma MMF $AUC_{overall}$ ranging from about 4.81 h.mg/L to about 11.2 h.mg/L; (d) a mean plasma MMF AUC_{0-12} ranging from about 2.4 h.mg/L to about 5.5 h.mg/L; and (e) a mean $AUC_{0-infinity}$ ranging from about 2.4 h.mg/L to about 5.6 h.mg/L.

[00521] In some embodiments, the compounds and pharmaceutical compositions described herein can be administered in an amount ranging from about 1 mg/kg to about 50 mg/kg (e.g., from about 2.5 mg/kg to about 20 mg/kg or from about 2.5 mg/kg to about 15 mg/kg). The amount of the compounds and pharmaceutical compositions described herein administered will also vary, as recognized by those skilled in the art, dependent on route of administration, excipient usage, and the possibility of co-usage with other therapeutic treatments including use of other therapeutic agents.

[00522] For example, the compounds and pharmaceutical compositions described herein can be administered to a subject, for example orally, in an amount of from about 0.1 g to about 1 g per day, or for example, in an amount of from about 100 mg to about 800 mg per day.

[00523] The amount of compounds and pharmaceutical compositions described herein may be administered once a day or in separate administrations of 2, 3, 4, 5 or 6 equal doses per day.

[00524] In addition to administering the agent as a raw chemical, the agents described

herein may be administered as part of a pharmaceutical preparation containing suitable pharmaceutically acceptable carriers comprising excipients and auxiliaries which facilitate processing of the agents into preparations which may be used pharmaceutically. For example, the preparations, particularly those preparations which may be administered orally, such as tablets, dragees, and capsules, and also preparations which may be administered rectally, such as suppositories, as well as suitable solutions for administration by injection or orally, contain from about 0.01 to 99 percent, preferably from about 0.25 to 75 percent of fumarate(s), together with the excipient.

[00525] In one embodiment, the composition is in the form of a dosage form, such that one composition provides the total DMF dose. In other embodiments, the dosage form contains multiple compositions to provide the total DMF dose. For example, a dosage form may contain multiple compacts, such as microtablets, to provide the desired total DMF dose.

[00526] If the dosage form contains multiple compacts, such as multiple microtablets, to provide the required total DMF dose, the compacts in the dosage form can differ from one another. For example, the dosage form can contain two or more different microtablet types (e.g., the capsule can contain one group of microtablets coated with only an enteric coating and a second group of microtablets coated with only a seal coating, or one group coated with an enteric coating with a lower pH release and the other coated with an enteric coating with a higher pH release).

[00527] In some embodiments, the composition is placed in a capsule. In other embodiments, the composition, in the form of microtablets, is placed in a capsule. The capsule can contain, for example, from about 30 microtablets to about 60 microtablets, from about 35 microtablets to about 55 microtablets, from about 30 to about 50 microtablets or from about 40 microtablets to about 50 microtablets (e.g., about 44, about 45, about 46, about 47, or about 48 microtablets).

[00528] The dosage form can be administered, for example, once, twice, thrice, four time, five times, or six times per day. One or more dosage form can be administered, for example, for one, two, three, four, five, six, or seven days. One or more dosage forms can be administered, for example, for one, two, three, or four weeks. One or more dosage forms can be administered, for example, for one, two, three, four, five, six, seven, eight, nine, ten, eleven, twelve months or longer. One or more dosage forms can be administered until the subject in need thereof does not

require treatment, prophylaxis, or amelioration of any disease or condition such as, for example, multiple sclerosis.

[00529] In some embodiments, a method described herein comprises orally administering a dosage form that provides a total amount of about 60 mg to about 1000 mg of dimethyl fumarate daily. The dosage form can, for example, contain a total amount of DMF effective for treatment, prophylaxis, or amelioration of multiple sclerosis in a subject. The daily effective amount can range, but is not limited to, a total amount of about 60 mg to about 800 mg DMF, about 60 mg to about 720 mg DMF, 60 mg to about 500 mg DMF, about 60 mg to about 480 mg DMF, about 60 mg to about 420 mg DMF, about 60 mg to about 360 mg DMF, about 60 mg to about 240 mg DMF, about 60 mg to about 220 mg DMF, about 60 mg to about 200 mg DMF, about 60 mg to about 180 mg DMF, about 60 mg to about 160 mg DMF, about 60 mg to about 140 mg DMF, about 60 mg to about 120 mg DMF, about 60 mg to about 100 mg DMF, about 60 mg to about 80 mg DMF, about 80 mg to about 480 mg DMF, about 100 mg to about 480 mg DMF, about 120 mg to about 480 mg DMF, about 140 mg to about 480 mg DMF, about 160 mg to about 480 mg DMF, about 180 mg to about 480 mg DMF, about 200 mg to about 480 mg DMF, about 220 mg to about 480 mg DMF, about 240 mg to about 480 mg DMF, about 300 mg to about 480 mg DMF, about 360 mg to about 480 mg DMF, about 400 mg to about 480 mg DMF, about 450 mg to about 500 mg DMF, about 480 mg to about 500 mg DMF, about 80 to about 400 mg DMF, about 100 to about 300 mg DMF, about 120 to about 180 mg DMF, or about 140 mg to about 160 mg DMF.

[00530] The dosage form can contain, but is not limited to, a total amount of DMF of about 60 mg DMF, about 80 mg DMF, about 100 mg DMF, about 120 mg DMF, about 140 mg DMF, about 160 mg DMF, about 180 mg DMF, about 200 mg DMF, about 220 mg DMF, about 240 mg DMF, about 260 mg DMF, about 280 mg DMF, about 300 mg DMF, about 320 mg DMF, about 340 mg DMF, about 360 mg DMF, about 380 mg DMF, about 400 mg DMF, about 420 mg DMF, about 450 mg DMF, about 480 mg DMF, about 500 mg DMF, about 520 mg DMF, about 540 mg DMF, about 560 mg DMF, about 580 mg DMF, about 600 mg DMF, about 620 mg DMF, about 640 mg DMF, about 660 mg DMF, about 680 mg DMF, about 700 mg DMF, about 720 mg DMF, about 740 mg DMF, about 760 mg DMF, about 780 mg DMF or about 800 mg DMF.

[00531] In some embodiments, DMF is the only active ingredient in the pharmaceutical

composition. In one embodiment, the pharmaceutical composition consists essentially of DMF.

[00532] For the treatment of multiple sclerosis (e.g., relapsing forms of multiple sclerosis such as RR-MS), the dosage form administered to the subject can be a capsule with microtablets containing DMF as the only active ingredient or microtablets consisting essentially of DMF, wherein the effective amount is about 480 mg DMF per day, and the subjects can receive the effective amount, *i.e.*, 240 mg DMF BID, in the form of two capsules a day, to be taken orally. For the treatment of multiple sclerosis (e.g., relapsing forms of multiple sclerosis such as RR-MS), the dosage form administered to the subject can be a capsule with microtablets containing DMF as the only active ingredient or microtablets consisting essentially of DMF, wherein the effective amount is about 720 mg DMF per day, and the subjects can receive the effective amount, *i.e.*, 240 mg DMF TID, in the form of three capsules a day, to be taken orally. In one embodiment, the therapeutically effective amount is 240 mg twice daily.

[00533] In a specific embodiment of the methods described herein, the fumarate is DMF and the dose of DMF is 120 mg DMF BID administered orally for the first 7 days. In certain embodiments, the dose is increased to the maintenance dose of 240 mg DMF BID (*i.e.*, 480 mg DMF per day) administered orally. In another embodiment, the dose is increased to 240 mg DMF TID (*i.e.*, 720 mg DMF per day) administered orally. In one embodiment, the administering is of 120 mg twice daily for 7 days, followed by 240 mg twice daily as a maintenance dose.

[00534] In a specific embodiment, the fumarate is DMF, and the dose of DMF is 120 mg DMF BID administered orally for at least 7 days, followed by a maintenance dose of 240 mg DMF BID administered orally.

[00535] In a specific embodiment, the fumarate is DMF, and the dose of DMF is 240 mg DMF BID administered orally.

[00536] DMF is known to cause flushing and gastrointestinal (GI) side effects in certain subjects. While the side effects generally subside soon after subjects start on the treatment, in a specific embodiment, the starting dose is 120 mg DMF BID orally for the first 7 days. The dose can be increased to 240 mg DMF BID (*i.e.*, 480 mg DMF per day). In other embodiments, the dose can be increased to 240 mg DMF TID (*i.e.*, 720 mg DMF per day). In certain embodiments, the fumarate is administered with food. In other embodiments, the fumarate is administered without food. For those subjects who experience GI or flushing side effects, administering a

fumarate, for example, DMF, with food improves tolerability. In one embodiment, administering a fumarate, such as DMF, with food reduces the incidence of flushing.

[00537] In a specific embodiment, a NSAID (e.g., aspirin) is administered concurrently, before, and/or after administration of the fumarate (e.g., DMF). In a healthy volunteer study, administration of 325 mg non-enteric coated aspirin 30 minutes prior to DMF dosing is found to reduce the occurrence and severity of flushing in the participating subjects. Some subjects who experience flushing with gastrointestinal side effects may reduce the dose to 120 mg DMF BID temporarily. Within a month, the effective dose of 240 mg DMF BID or 240 mg DMF TID should be resumed.

[00538] In one embodiment, subjects administered a dosage form described above may take one or more non-steroidal anti-inflammatory drugs (e.g., aspirin) before (for example, 10 minutes to an hour, e.g., 30 minutes before) taking the dosage form described above. In one embodiment, the subject administered the dosage form takes the one or more non-steroidal anti-inflammatory drugs (e.g., aspirin) to reduce flushing. In another embodiment, the one or more non-steroidal anti-inflammatory drugs is selected from a group consisting of aspirin, ibuprofen, naproxen, ketoprofen, celecoxib, and combinations thereof. The one or more non-steroidal anti-inflammatory drugs can be administered in an amount of about 50 mg to about 500 mg before taking the dosage form described above. In one embodiment, a subject takes 325 mg aspirin before taking each dosage form described above.

[00539] In some embodiments, subjects orally administered one or more non-steroidal anti-inflammatory drugs (e.g., aspirin) before taking the dosage form described above exhibit the same pharmacokinetic properties (e.g., C_{max} and AUC) as subjects orally administered the dosage form described above without administering one or more non-steroidal anti-inflammatory drugs (e.g., aspirin).

[00540] In one embodiment, subjects with multiple sclerosis are administered a capsule containing 240 mg DMF, twice daily for a total daily dose of 480 mg, wherein the capsule contains multiple microtablets comprising about 43% w/w to about 95% w/w (e.g., from about 50% to about 80% w/w) DMF, by weight of the microtablets without any coatings. In another embodiment, subjects having multiple sclerosis are administered a capsule containing 240 mg DMF, thrice daily for a total daily dose of 720 mg, wherein the capsule contains multiple microtablets comprising about 43% w/w to about 95% w/w (e.g., from about 50% to about 80%

w/w) DMF, by weight of the microtablets without any coatings. In one embodiment, the microtablets are first coated with a seal coat and then coated with an enteric coat. In one embodiment, the subjects administered the capsular dosage form exhibit one or more of the pharmacokinetic parameters described above.

5.4 Progressive Multifocal Leukoencephalopathy (PML)

[00541] Progressive multifocal leukoencephalopathy (PML) is an opportunistic brain infection caused by the JC virus (JCV). PML occurs primarily in immunocompromised individuals and in patients receiving certain immunomodulatory therapies, including natalizumab. PML is hypothesized to be the result of a complex interaction between host and viral factors, leading to reactivation and mutation of latent archetype JCV to a neurotrophic form which can infect oligodendrocytes in the central nervous system.

[00542] In a specific embodiment, the invention provides for monitoring patients and withholding treatment with a fumarate described herein, such as dimethyl fumarate (e.g., TECFIDERA[®]), at the first sign or symptom suggestive of PML, and optionally performing an appropriate diagnostic evaluation.

5.4.1 Monitoring a sign or symptom suggestive of PML

[00543] In specific embodiments, the invention provides for monitoring a MS patient that is being treated with a fumarate for the first sign or symptom suggestive of PML. Typical symptoms associated with PML are diverse and progress over days to weeks. Sign or symptoms suggestive of PML include, but are not limited to the following typical symptoms: progressive weakness on one side of the body, clumsiness of limbs, disturbance of vision, and changes in thinking, memory, and orientation leading to confusion and personality changes. Mental function, speech, and movement may also be affected. Additional symptoms may include ataxia, loss of cognitive function, visual loss, changes in balance and coordination, and loss of sensation. The progression of deficits usually leads to death or severe disability over weeks or months.

[00544] Unlike multiple sclerosis, in PML involvement of the spinal cord or optic nerves rarely occurs. Instead, about one-third of patients have visual field loss or cortical blindness, while another third will show altered mentation or behavior changes (Dworkin et al., Curr. Clin. Top. Infect. Dis., 2002, 22:181-195). Also unlike multiple sclerosis, hemiparesis is a common

symptom. These symptoms are typically sub-acute at onset, and slowly progress. Often, patients and their families are the first to notice the onset of PML through changes in the ability to perform routine activities of daily living, even before changes on neurological examination (see WO 2007/100770 at paragraph [094]).

[00545] In certain embodiments, a patient with multiple sclerosis who is being treated with a fumarate is monitored for a sign or symptom suggestive of PML in the patient.

[00546] In certain embodiments, the treatment with the fumarate is withheld from the patient at the first sign or symptom suggestive of PML in the patient.

[00547] In one embodiment, the methods provided herein further comprise performing a diagnostic evaluation for PML in the patient at the first sign or symptom suggestive of PML in the patient.

5.4.2 Performing diagnostic evaluation for PML

[00548] In specific embodiments, the invention provides performing a diagnostic evaluation for PML in the patient at the first sign or symptom suggestive of PML in the patient. The diagnostic evaluation can be by any method known in the art, including but not limited to magnetic resonance imaging (MRI), detection of JC viral DNA in the cerebrospinal fluid (CSF), detection of consistent white matter lesions by MRI, assessing the progressive course of disease, or a combination of any of the foregoing.

[00549] In a specific embodiment, PML is diagnosed based on a combination of (1) detection of JC viral DNA in CSF; (2) consistent white matter lesions shown by MRI, and optionally (3) progressive course of the disease.

[00550] As described in WO 2007/100770, the pathology of PML is distinctive, involving foci of demyelination of varying size from pinpoint lesions to areas of several centimeters. Lesions generally appear in the cerebral hemispheres, less often in the cerebellum and brain stem and rarely in the spinal cord, although they can appear elsewhere. The oligodendrocytes in the peripheral zone surrounding an area of demyelination appear grossly abnormal. The nuclei of these abnormal oligodendrocytes contain many JC virions.

[00551] Certain clinical features of PML help distinguish it from the demyelination associated with multiple sclerosis.

5.4.2.1. Magnetic Resonance Imaging (MRI)

[00552] Magnetic Resonance Imaging (MRI) can be used to diagnose PML. As shown in Table 1, there are features of PML lesions that help differentiate them from other etiologies (Post et al., Am. J. Neuroradiol., 1999, 20(10):1896-1906; Yousry et al., N. Engl. J. Med., 2006, 354(9):924-933; Berger et al., Ann. Neural., 1998, 44(3):341-349; Hoffmann et al., J. Neural. Neurosurg. Psychiatry, 2003, 74(8):1142-1144; Langer-Gould et al., N Engl. J. Med., 2005, 353(4):375-381).

[00553] In a specific embodiment, the diagnostic evaluation for PML in a patient involves detection of consistent white matter lesions by MRI.

Table 1. Differential Diagnosis of multiple sclerosis and PML (as taken from WO 2007/100770 at pp 29-30)

	Multiple Sclerosis	PML
Location of new lesions	Mostly focal, may affect entire brain and spinal cord, in white and possibly gray matter; Posterior fossa lesions rarely seen	Diffuse, mainly sub-cortical, rarely periventricular, almost exclusively in white matter, although occasional extension to gray matter seen; Posterior fossa frequently involved (cerebellum)
Borders	Sharp edges, shapes mostly round or finger-like (especially periventricular), confluent with other single lesions, U-fibers may be involved	Ill-defined edges, infiltrating, irregular in shape, confined to white matter, sparing gray matter, pushing against cortex, U-fibers destroyed
Mode of extension	Focal, enlarging of lesions within days/weeks, later decreasing in size within months	Diffuse, asymmetrical, extending homogeneously, no confluence with other lesions, defined to white matter tracks, sparing cortex, continuous progression
Mass effect	Acute lesions may show some mass effect	No mass effect even in large lesions (but process is slightly pushing against cortex)
T2-weighted sequence	Acute lesions: hyperintense center, isointense ring, discrete hyperintensity outside ring structure; Sub-acute/chronic lesions:	Diffuse hyperintense, slightly increased intensity of newly involved areas compared to old areas, little irregular signal intensity of lesions

	hyperintense no ring structure	
T1-weighted sequence	Acute lesions: densely hypointense (large lesion) or isointense (small lesion), increasing signal intensity over time in 80% decreasing signal intensity (axonal loss) in about 20%	Slightly hypointense from the onset, signal intensity decreasing over time and along the affected area, no reversion of signal intensity
Flair sequence	Hyperintense, sharply delineated	Hyperintensity more obvious, true extension of abnormality more clearly visible than in T2-weighted images
Enhancement	Acute lesions: dense homogeneous enhancement, sharp edges Sub-acute lesions: ring-enhancement Chronic lesions: no enhancement	Usually no enhancement even in large lesions, in HIV+ patients some peripheral enhancement possible, especially under therapy
Atrophy	Focal atrophy possible due to focal white matter degeneration, no progression	No focal atrophy since extending pathological process is slightly pushing against cortex (extension of tissue)

5.4.2.2. Histological and Virological Examination

[00554] In a specific embodiment, the diagnostic evaluation comprises a test for the presence of JC viral DNA in the CSF of the patient. PCR analysis of the cerebrospinal fluid (CSF) for JC viral DNA is a highly sensitive and specific test for the diagnosis of PML. The specificity of this test approaches 100%, with a sensitivity ranging from 60% to 90% (Henson et al., *Neurology*, 1991, 41(12):1967-1971; Gibson et al., *J. Med. Virol.*, 1993, 39(4):278-281; Weber et al., *AIDS*, 1994, 8(1):49-57; Weber et al., *J. Infect. Dis.*, 1994, 169(5):1138-1141; Vago et al., *J. Acquir. Imm. Defic. Syndr. Hum. Retrovirol.*, 1996, 12(2):139-146). In cases with a high clinical suspicion of PML and negative CSF results, repeat testing often leads to detection of JC viral DNA. Thus, PCR analysis of the CSF for JC viral DNA is a useful method for diagnosing PML.

[00555] In one embodiment, the diagnostic evaluation further comprises a test for the presence in the patient of antibodies to JCV. In one aspect, the diagnostic evaluation for PML in

the patient involves evaluating the level of anti-JCV antibody in a biological sample from the patient. In general, antibodies to JCV in the blood of patients treated with a fumarate may be indicative of risk of future PML, but are not themselves diagnostic of PML.

[00556] In one aspect, the diagnostic evaluation for PML in the patient involves evaluating a patient's risk of developing PML by a method comprising a test for the presence in the patient of antibodies to JCV. In one aspect, the diagnostic evaluation for PML in the patient involves evaluating a patient's risk of developing PML by a method comprising a test evaluating the level of anti-JCV antibody in a biological sample from the patient.

[00557] A wide variety of serological tests are available to detect JCV, e.g., complementfixation (CFT), haemagglutination-inhibition (HAI), enzyme-linked immunoassay (EIA), radioimmunoassay (RIA), particle agglutination, immunofluorescence (IF), single radial hemolysis, and Western blot. The sensitivity and specificity varies greatly between different techniques. Most techniques will detect all classes of antibody, whereas some assays e.g., RIA, EIA, and IF can be designed to detect one specific class, for example, IgM, IgG, or IgA.

[00558] In certain embodiments, the patient is tested for JCV in the patient's urine, blood, and/or cerebrospinal fluid (CSF). In a specific embodiment, the testing comprises serially removing samples of the patient's blood, measuring the amount of IgG antibodies to JCV in the samples, and comparing the amount of the antibodies in the samples over time. In other specific embodiments, the testing includes measuring the amount of IgM antibodies to JCV in the samples, and comparing the amount of IgM and IgG antibodies in the samples.

[00559] In certain embodiments, the testing detects seroconversion and/or an increasing titer of JCV in the patient's urine and/or blood, and further includes removing a sample of the patient's cerebrospinal fluid when the comparison of the serial urine and/or blood samples detect seroconversion and/or an increasing titer of JCV; and testing the cerebrospinal fluid for the presence of JCV antibodies.

[00560] In one embodiment, the diagnostic evaluation comprises testing for clinical and/or radiologic symptoms of PML. In certain embodiments, the testing for clinical symptoms comprises testing for new or worsening neurological symptoms. In specific embodiments, the neurological symptoms comprise one or more of central blindness, mental confusion, personality change, and dyskinesia. In other embodiments, the testing for radiologic symptoms of PML comprises performing a Gd-enhanced magnetic resonance imaging scan.

[00561] In one embodiment, testing tests for JCV in the patient's urine, blood, and/or cerebrospinal fluid. In a specific embodiment, the monitoring comprises serially removing samples of the patient's blood, measuring the amount of IgG antibodies to JCV in the samples, and comparing the amount of the antibodies in the samples over time. In some embodiments, the testing further comprises measuring the amount of IgM antibodies to JCV in the samples, and comparing the amount of the IgM and IgG antibodies in the samples. In one embodiment, the monitoring detects seroconversion and/or an increasing titer of JCV in the patient's urine and/or blood by removing a sample of the patient's cerebrospinal fluid when the comparison of the serial urine and/or blood samples detect seroconversion and/or an increasing titer of JCV; and testing the cerebrospinal fluid for the presence of JCV.

[00562] In one aspect, the diagnostic evaluation for PML in the patient involves evaluating a patient's risk of developing PML by a method comprising determining a JCV antibody titer in a biological sample from the patient, wherein the patient has a negative prior immunosuppressant exposure classification; wherein if the titer is determined to be above a pre-determined level, *e.g.*, above an index level of 0.7, 0.8, 0.9, 1.0, 1.1, 1.2, 1.3, 1.4, or 1.5, the patient is determined to be at a higher risk of developing PML, and wherein if the titer is determined to be at or below a pre-determined level, *e.g.*, at or below an index level of 1.5, 1.4, 1.3, 1.2, 1.1, 1.0, 0.9, 0.8, or 0.7, the patient is determined to be at a lower risk of developing PML.

[00563] In one aspect, the diagnostic evaluation for PML in the patient involves evaluating a patient's risk of developing PML by a method comprising determining a JCV antibody titer in two or more biological samples obtained from the patient over a period of time (*e.g.*, 2, 3, 4, 5, 6, 7, 8, 9, 10, 11, 12, 13, 14, 15, 16, 17, 18, 19, 20, 21, 22, 23, 24 or more months); wherein if the titer is determined to be above zero, but at or below a pre-determined level, *e.g.*, at or below an index level of 1.5, 1.4, 1.3, 1.2, 1.1, 1.0, 0.9, 0.8, or 0.7, in the two or more samples, the patient is determined to be at a lower risk of developing PML, and wherein if the titer is determined to be above a pre-determined level, *e.g.*, above an index level of 0.7, 0.8, 0.9, 1.0, 1.1, 1.2, 1.3, 1.4, or 1.5, in the two or more samples, the patient is determined to be at a higher risk of developing PML.

[00564] In one aspect, the diagnostic evaluation for PML in the patient involves determining a patient's risk of developing PML by a method comprising evaluating the level of

anti-JCV antibody in a biological sample. The method comprises one or more or all of the following steps (see WO 2012/166971):

(a) forming a first reaction mixture comprising a first aliquot of sample and a substrate on which is disposed HPVLP (Highly Purified Virus-Like Particle consisting predominantly of the JCV major capsid protein VP1);

(b) detecting the level of anti-JCV antibody bound to said substrate on which is disposed HPVLP, *e.g.*, by detecting a labeled detection reagent, *e.g.*, an enzyme labeled anti-IgG antibody, bound to anti-JCV antibody bound to said substrate; thereby evaluating the level of anti-JCV antibody in a sample (the method can comprise classifying, or assigning, to the sample, a value indicative of the level of anti-JCV antibody, which can be used in embodiments, to determine whether to proceed to an additional step of the method, *e.g.*, step (c) below); and

(c) forming a second reaction mixture containing a second aliquot of sample and solution-phase HPVLP, and detecting the level of unbound anti-JCV antibody in said second reaction mixture, such as by detecting anti-JCV antibody capable of binding with a substrate on which is disposed HPVLP (the method can comprise classifying, or assigning, to the sample, a value indicative of the degree to which incubation with the soluble-phase HPVLP reduces the level of unbound anti-JCV antibody in the second reaction mixture, which value can be referred to as inhibition, % inhibition, or the like), thereby evaluating the level of anti-JCV antibody in the sample.

[00565] In an embodiment, the method further comprises (see WO 2012/166971): (d) forming a third reaction mixture containing a third aliquot under conditions where anti-JCV antibodies in the sample are not bound by HPVLP or other antigen, and detecting the level of anti-JCV antibody in the third reaction mixture, such as by detecting anti-JCV antibody capable of binding with a substrate on which is disposed HPVLP. The inhibition or % inhibition can be calculated as a function of the degree that incubation with soluble-phase HPVLP (step (c)) reduces the amount of unbound anti-JCV antibody, as compared to the result in step (d).

[00566] In one aspect, the diagnostic evaluation for PML in the patient involves a method of evaluating a patient's risk of developing PML, the method comprising:

determining a JC Virus (JCV) antibody titer expressed as nOD, index or other unit, or other characteristics such as affinity or avidity expressed as percent inhibition in the anti-JCV antibody confirmation assay in a biological sample from the patient, and comparing the titer

or/and percent inhibition, or function of both values, to a pre-determined level.

[00567] In one embodiment, a method of evaluating a patient's risk of developing PML further includes testing the serum or plasma of the sample for both IgG and IgM antibodies to JCV and initiating treatment with a fumarate if the serum or plasma is negative for both IgG and IgM antibodies to JCV.

5.4.3 Treating PML

[00568] The cellular receptor for JCV has been reported to be the serotonin 5-HT_{2A} receptor (Elphick et al., *Science*, 2004, 306(5700):1380-1383). It has also been suggested that the 5HT₂ antagonist mirtazapine may be useful in the prophylaxis or treatment of PML (Verma et al., *J Infect Dis.*, 2007, 196(5):709-711).

[00569] Hexadecyloxypropyl-Cidofovir (CMX001) has also been studied as a treatment option for JCV (Gosert et al., *Antimicrob. Agents Chemother.*, 2011, 55(5):2129-2136) because of its ability to suppress JVC by inhibiting viral DNA replication.

[00570] Mefloquine has been reported to block JCV replication without significant toxicity, and at concentrations achievable in the central nervous system. Although cases of successful PML treatment with mefloquine in HIV and non-HIV infected patients have been reported (e.g., Young et al., *Ann. Acad. Med. Singap.*, 2012, 41(12):620-624), unsuccessful cases of mefloquine use for treatment of PML have also been reported (Clifford et al., *J. Neurovirol.*, 2013, 19:351-358; Tyler et al., *J. Neurovirol.*, 2013, 19(4):311-313).

[00571] In accordance with the methods provided herein, when the diagnostic evaluation for PML indicates PML in the patient or an elevated risk of the patient for developing PML, a method of the invention can further comprise administering a therapeutic to the patient for the treatment or prevention of PML. Such therapeutic can be any therapeutic known in the art. Currently, there is no established drug treatment for PML. However, various medications have been tested, including acyclovir, idoxuridine, vidarabine, amantadine, adenine arabinoside, cytosine arabinoside (cytarabine, also known as ARA-C), cidofovir, interferon α , interleukin-2 (IL-2), zidovudine, camptothecin, topotecan, mefloquine, and mirtazapine (Koralnik, *Curr. Opt. Neurol.*, 2004, 17(3):365-370; Dworkin et al., *Curr. Clin. Top. Infect. Dis.*, 2002, 22:181-195; Seth et al., *J. Neurovirol.*, 2003, 9(2):236-246; Collazos, *CNS Drugs*, 2003, 17(12):869-887; Mamidi et al., *J. Neurovirol.*, 2002, 8(3):158-167; Przepiorka et al., *Bone Marrow Transplant*,

1997, 20(11):983-987; Redington et al., Arch. Neural., 2002, 59(5):712-718; Padgett et al., Prog. Clin. Biol. Res., 1983, 105:107-117). Thus, in a specific embodiment, such a therapeutic can be HAART, acyclovir, idoxuridine, vidarabine, amantadine, adenine arabinoside, cytosine arabinoside (cytarabine, also known as ARA-C), cidofovir, interferon α , interleukin-2 (IL-2), zidovudine, camptothecin, topotecan, chlorpromazine, clozapine, ziprasidone, risperidone, olanzapine, hexadecyloxypropyl-Cidofovir (CMX001), mefloquine, or mirtazapine.

[00572] In one embodiment, the methods provided herein include, when a diagnostic evaluation indicates the presence of PML, providing at least one treatment of PML selected from intravenous immunoglobulin therapy, plasmapheresis, and antiviral therapy. In certain embodiments, the antiviral therapy comprises the administration of at least one therapeutically effective dose of an antiviral agent selected from cytosine arabinoside (cytarabine), cidofovir, and a serotonin antagonist.

[00573] Provided herein is a method of using a fumarate described herein to treat a patient with multiple sclerosis by removing a sample of blood from the patient; testing the serum or plasma of the sample for the presence of IgG antibodies to JCV; initiating treatment of the patient with the fumarate in the event the sample is negative for IgG antibodies to JCV; monitoring the patient for signs or symptoms of progressive multifocal leukoencephalopathy; and discontinuing the administration of the fumarate in the presence of signs or symptoms of PML.

[00574] In one aspect, an entity, *e.g.*, a healthcare provider, acquires information resulting from an anti-JCV antibody assay described herein, and responsive to the information, administers a treatment described herein to the patient.

[00575] In another aspect, a JCV assay described herein is performed on a patient, and then the patient is treated based on the results of the assay. Thus, for example, if the assay is negative for JCV, treatment with a fumarate continues or is initiated, or re-initiated (if fumarate has been withheld at the first sign or symptom of PML)

5.5 Complete Blood Count

[00576] In specific embodiments, the invention provides for obtaining a complete blood count (CBC) including lymphocyte count after 6 months of repeated administering of a pharmaceutical composition described herein (*e.g.*, TECFIDERA[®]) to a MS patient, and every 6

to 12 months thereafter. In one embodiment, the administering of the pharmaceutical composition (e.g., TECFIDERA[®]) is interrupted when the patient has a lymphocyte count less than $0.5 \times 10^9/\text{L}$ persisting for more than six months. In a specific embodiment, the invention provides for measuring of lymphocyte count in the patient until lymphopenia is resolved in the patient.

[00577] A CBC, also known as a complete blood cell count, full blood count (FBC), or full blood exam (FBE), is a blood test. A CBC provides information about the three general types of cells circulating in the bloodstream: white blood cells (leukocytes), red blood cells (erythrocytes), and platelets (thrombocytes). A CBC measures red blood cells, white blood cells, hemoglobin, hematocrit, and platelets. Evaluation of white blood cells in a CBC panel may include a white blood cell count, which is the total number of white blood cells in a person's sample of blood, and may also include white blood cell differential, which identifies and counts the various types of white blood cells such as lymphocytes, monocytes, neutrophils, eosinophils, and basophils. Evaluation of red blood cells in a CBC panel may include a total red blood cell count, hemoglobin, hematocrit, mean corpuscular volume (MCV), mean corpuscular hemoglobin (MCH), mean corpuscular hemoglobin concentration (MCHC), red blood cell distribution width (RDW), and reticulocyte count. Platelet evaluation in a CBC test may include platelet count, mean platelet volume (MPV), and platelet distribution width (PDW). Abnormally high or low counts of a particular type of cell in the bloodstream may indicate the presence of an underlying medical condition.

[00578] A CBC can be conducted by using methods well known in the art, which may comprise collecting the blood sample through venipuncture, drawing the blood into a test tube containing an anticoagulant, and counting the blood cells using manual techniques or an automated analyzer (*see, e.g.,* Buttarello and Plebani, *Am. J. Clin. Pathol.*, 2008, 130(1):104-116).

[00579] In controlled and uncontrolled clinical trials of TECFIDERA[®], 2% of patients experienced lymphocyte counts less than $0.5 \times 10^9/\text{L}$ for at least six months. In these patients, the majority of lymphocyte counts remained less than $0.5 \times 10^9/\text{L}$ with continued therapy.

5.6 Patient Populations

[00580] As used herein, the terms “patient” and “subject” can be used interchangeably.

The fumarate as described herein is administered to a subject in need thereof, a subject having MS. In a specific embodiment, said subject has been diagnosed as having MS by a medical practitioner.

[00581] In some embodiments, the form of the multiple sclerosis is relapsing remitting, secondary progressive, primary progressive, or chronic progressive multiple sclerosis. In one embodiment, the patient with multiple sclerosis is a patient with a relapsing form of MS. In a specific embodiment, the patient has relapse-remitting MS (RR-MS). In another specific embodiment, the patient has secondary-progressive MS (SP-MS). In yet another specific embodiment, the patient has progressive-relapsing MS (PR-MS).

[00582] In one embodiment, the patient is not pregnant. In another embodiment, the patient is not a nursing mother.

[00583] In one embodiment, the patient has no hypersensitivity to a fumarate, such as dimethyl fumarate, administered in the methods described herein. In a further embodiment, the patient has no hypersensitivity to the fumarate, such as dimethyl fumarate, or does not know about his hypersensitivity to the fumarate.

[00584] In one embodiment, the patient is not treated simultaneously with both one or more fumarates (e.g., dimethyl fumarate) and any immunosuppressive or antineoplastic medication. In certain embodiments, the patient is not treated simultaneously with a fumarate (e.g., dimethyl fumarate) and any immunosuppressive or immunomodulatory medications or natalizumab. In certain embodiments, the patient is not treated simultaneously with a fumarate described herein (e.g., dimethyl fumarate) and any medications carrying a known risk of causing progressive multifocal leukoencephalopathy (PML).

[00585] In one embodiment, the patient has never been treated with a fumarate, e.g., dimethyl fumarate, prior to commencement of therapy in accordance with the methods disclosed herein. In another embodiment, the patient has not been treated with a fumarate, e.g., dimethyl fumarate, 1, 2, 3, 4, 6, 8, 10, or 12 months or 1, 2, 3, 5, 10, 20, 30, 40, or 50 years, prior to commencement of therapy in accordance with the methods disclosed herein.

[00586] In one embodiment, the patient has never been treated with any immunosuppressive or antineoplastic medication prior to commencement of therapy in accordance with the methods disclosed herein. In a further embodiment, the patient has not been treated with any immunosuppressive or antineoplastic medication 1, 2, 3, 4, 6, 8, 10, or 12

months or 1, 2, 3, 5, 10, 20, 30, 40, 50 years, prior to commencement of therapy in accordance with the methods disclosed herein. In another embodiment, the patient has never been treated with any immunosuppressive or immunomodulatory medications or natalizumab prior to commencement of therapy in accordance with the methods disclosed herein. In yet another embodiment, the patient has not been treated with any immunosuppressive or immunomodulatory medications or natalizumab 1, 2, 3, 4, 6, 8, 10, or 12 months or 1, 2, 3, 5, 10, 20, 30, 40, or 50 years, prior to commencement of therapy in accordance with the methods disclosed herein. In another embodiment, the patient has never been treated with any medications carrying a known risk of causing PML prior to commencement of therapy in accordance with the methods disclosed herein. In yet another embodiment, the patient has not been treated with any medications carrying a know risk of causing PML 1, 2, 3, 4, 6, 8, 10, or 12 months or 1, 2, 3, 5, 10, 20, 30, 40, or 50 years, prior to commencement of therapy in accordance with the methods disclosed herein.

[00587] In one embodiment, the immunosuppressive or antineoplastic medication is selected from one or more of: chlorambucil, melphalan, 6-mercaptopurine, thiotepe, ifodfamide, dacarbazine, procarbazine, temozolomide, hexamethylmelamine, doxorubicine, daunorubicine, idarubicin, epirubicin, irinotecan, methotrexate, etoposide, vincristine, vinblastine, vinorelbine, cytarabine, busulfan, amonifide, 5-fluorouracil, topotecan, mustargen, bleomycin, lomustine, semustine, mitomycin C, mutamycin, cisplatin, carboplatin, oxaliplatin, methotrexate, trimetrexate, raltitrexid, flurorodeoxyuridine, capecitabine, ftorafur, 5-ethynyluracil, 6-thioguanine, cladribine, pentostatin, teniposide, mitoxantrone, losoxantrone, actinomycin D, vindesine, docetaxel, amifostine, interferon alpha, tamoxefen, edroxyprogesterone, megestrol, raloxifene, letrozole, anastrzole, flutamide, bicalutamide, retinoic acids, arsenic trioxide, rituximab, CAMP ATH-1, mylotarg, mycophenolic acid, tacrolimus, glucocorticoids, sulfasalazine, glatiramer, fumarate, laquinimod, FTY -720, interferon tau, daclizumab, infliximab, IL10, anti-IL2 receptor antibody, anti-IL-12 antibody, anti-IL6 receptor antibody, CDP-571, adalimumab, entanercept, Ieflunomide, anti-interferon gamma antibody, abatacept, fludarabine, cyclophosphamide, azathioprine, cyclosporine, intravenous immunoglobulin, 5-ASA (mesalamine), and a β -interferon.

[00588] In one embodiment, the immunosuppressive or immunomodulatory medication is selected from one or more of: calcinerurin inhibitors, corticosteroids, cytostatics, nitrosoureas,

protein synthesis inhibitors, dactinomycin, anthracyclines, mithramycin, polyclonal antibodies such as atgum and thymoglobulin, monoclonal antibodies such as muromonab-CD3, and basiliximab, ciclosporin, sirolimus, rapamycin, γ -interferon, opioids, TNF binding proteins, TNF- α binding proteins, etanercept, mycophenolate, fingolimode, and myriocin.

[00589] In one embodiment, the patient being treated in accordance with the methods described herein has no identified systemic medical condition resulting in a compromised immune system function.

[00590] In one embodiment, the patient has been free of an immunosuppressant or immunomodulatory therapy for the patient's lifetime, or since diagnosis with MS, for example a relapsing form of MS.

6. EXAMPLES

6.1 Example 1: Compositions of Dimethyl Fumarate

[00591] A pharmaceutical composition comprising dimethyl fumarate was prepared as 2 millimeter enteric coated microtablets in a size 0 hard gelatin capsule. Each capsule contained either 120 mg dimethyl fumarate or 240 mg dimethyl fumarate.

6.1.1 Uncoated core microtablet formulations

[00592] Dimethyl fumarate (DMF), croscarmellose sodium, talc, and colloidal silica anhydrous were mixed together to form a blend according to the amounts as described in Table 2. The blend was then passed through a screen (e.g., screen with 800 micron aperture) and microcrystalline cellulose (PROSOLV SMCC® HD90) was added to the blend and mixed. Magnesium stearate was added to the blend and the blend was remixed. The resulting blend was then compressed on a suitable rotary tablet press equipped with 16 multi-tip tooling having 2 mm round concave tips.

[00593] Table 2 below provides the weight percentages of ingredients present in two types of microtablets, 120 mg DMF and 240 mg DMF, respectively, made using the method described above. Microtablets were coated as described in Section 6.1.2 and then loaded into capsules. A size 0 capsule containing microtablets made with blend A contains about 120 mg of DMF, whereas the same size capsule containing microtablets made with blend B contains about 240 mg of DMF.

Table 2

Ingredients	Blend A		Blend B, % w/w	
	Composition, % w/w	Per microtablet content (mg)	Composition, % w/w	Per microtablet content (mg)
DMF	42	3.1	65	5.2
Croscarmellose sodium	5	0.37	5	0.4
Prosolv SMCC® HD90	--	--	29	2.3
Avicel PH200	44	3.2	--	--
Magnesium Stearate	1.7	0.12	0.5	0.04
Talc	6.6	0.49	--	--
Silica colloidal anhydrous	0.86	0.067	0.6	0.048
Total	100	7.4	100	8

6.1.2 Microtablet coating formulations

[00594] The microtablets were coated with two coatings; a seal coating, followed by an enteric coating, using the seal coating formulation and enteric coating formulation of Formula A and Formula B as described in Table 3. The seal coating formulation was a solvent-based formulation which used isopropyl alcohol as a solvent, and the enteric coating formulation was based on methyl acrylic acid copolymer dispersion and provided effective enteric protection. The enteric coating formulation contained methacrylic acid copolymer dispersion and talc in addition to an antifoaming agent (simethicone). The coated microtablets were then loaded into size 0 hard gelatin capsules.

Table 3

Ingredients	Coating Formula A, % w/w	Coating Formula B, % w/w
Seal Coating Formulation		
Methacrylic acid copolymer, Type A ²	44.0	51.7
Triethyl citrate	1.1	1.3
Isopropyl alcohol ¹	54.9	47.1
Enteric Coating Formulation		

Methacrylic acid copolymer dispersion ²	36.9	44.3
Triethyl citrate	2.2	2.6
Talc, micronized	4.6	5.5
Simethicone (30 % emulsion)	0.2	0.2
Purified water ¹	59.0	47.3

¹Ingredients are removed during the process

²Methacrylic acid copolymer Type A and methacrylic acid copolymer dispersion are anionic copolymers comprising methacrylic acid and methacrylate and are the primary substances in various EUDRAGIT® formulations, which mediate pH-dependent release of compounds.

6.2 Example 2: Formation of Capsules Containing Microtablets

[00595] Dimethyl fumarate, croscarmellose sodium, talcum and colloidal silicon anhydrous are mixed together to form a blend according to the amounts described in Table 4 below. The blend is passed through a screen. A suitable grade of microcrystalline cellulose, for example, PROSOLV SMCC® 90 or PROSOLV SMCC® HD90 is added to the blend and mixed. Magnesium stearate is added to the blend and the blend is remixed.

[00596] The blend is then compressed on a suitable rotary tablet press equipped with multi-tip tooling (e.g., a 16 multi-tip tooling) having 2 mm round concave tips. The resulting 2 mm sized microtablets are coated with a solution of methacrylic acid-methyl methacrylate copolymer and triethyl citrate in isopropanol (see amounts in Table 4 below). The coated microtablets are then coated with a second layer of coating consisting of methacrylic acid-ethylacrylate copolymer, polysorbate 80, sodium lauryl sulfate, triethyl citrate, simethicone, and talcum micronized suspended in water (see amounts in Table 4 below).

[00597] The desired amount of coated microtablets are encapsulated in a two piece hard gelatin capsule using a capsule machine. For example, coated microtablets are encapsulated in a capsule such that the amount of dimethyl fumarate is about 240 mg per capsule.

[00598] In Table 4 below, % w/w is based on the total weight of the coated microtablet (e.g., in this table, % w/w includes the weight contributions of the coatings).

Table 4

Ingredients	Net capsule content, % w/w of the capsule components									
Example No.	1	2	3	4	5	6	7	8	9	10
Dimethyl fumarate	43.01	72.30	58.40	54.08	83.60	73.90	39.50	65.00	33.90	42.00

Croscarmellose sodium	1.26	0.33	3.72	4.17	0.46	0.89	4.43	4.00	4.24	3.00
Microcrystalline Cellulose	41.82	15.91	17.31	23.57	7.00	9.42	31.31	13.66	37.18	35.79
Magnesium Stearate	1.05	0.25	0.69	0.41	0.26	0.63	1.32	0.40	1.41	0.48
Silica colloidal anhydrous	1.21	0.22	0.78	0.97	0.43	0.29	0.69	0.40	0.73	0.68
Methacrylic acid methyl acrylate copolymer	1.01	1.27	0.98	1.51	0.11	1.66	1.87	1.21	1.55	1.32
Methacrylic acid ethyl acrylate copolymer	6.23	4.98	11.12	8.97	4.34	8.21	9.93	7.72	9.04	9.98
Triethyl citrate	1.61	1.74	2.33	2.12	0.97	1.67	2.31	2.09	2.15	2.32
Talc	2.56	2.81	4.32	3.90	2.65	3.06	8.32	5.30	9.46	4.12
Simethicone	0.03	0.02	0.03	0.05	0.02	0.03	0.02	0.02	0.06	0.02
polysorbate 80	0.15	0.11	0.24	0.20	0.11	0.18	0.22	0.14	0.21	0.21
Sodium Lauryl sulfate	0.06	0.06	0.08	0.07	0.05	0.06	0.08	0.06	0.06	0.08

6.3 Example 3: Formation of Microtablets

[00599] Dimethyl fumarate, croscarmellose sodium, talcum and colloidal silicon anhydrous were mixed together to form blends 1, 2, 4, 5, and 6 according to the amounts described in Table 5 below. Each blend was passed through a screen. Microcrystalline cellulose (PROSOLV SMCC® HD90) was added to the blends according to the amounts in Table 5 and mixed. Magnesium stearate was then added to each blend and the blend was remixed. Each blend was then compressed on a suitable rotary tablet press equipped with 16 multi-tip tooling having 2 mm round concave tips.

[00600] Blends 3, 7, 8, and 9 can be made using the same method as described above.

Table 5

Ingredient	Percent w/w Composition of the Core Microtablet
------------	---

	Blend 1	Blend 2	Blend 3	Blend 4	Blend 5	Blend 6	Blend 7	Blend 8	Blend 9
Dimethyl fumarate	42.0	42.0	50.0	60.0	65.0	70.0	75.0	85.0	95.0
Croscarmellose sodium	5.0	5.0	3.0	5.0	5.0	5.0	1.0	1.0	0.4
Microcrystalline Cellulose	44.0	50.0	43.0	32.0	28.3	23.0	22.0	13.0	4.0
Magnesium Stearate	1.7	1.7	0.5	1.7	0.5	1.3	0.4	0.4	0.4
Silica colloidal anhydrous	0.9	1.2	1.5	1.0	1.2	0.9	0.6	0.5	0.5
Talc	6.6	--	2.0	--	--	--	1.0	--	--
total	100	100	100	100	100	100	100	100	100

6.4 **Example 4: Compacts Containing 42% w/w, 60% w/w, and 70% w/w Dimethyl Fumarate and Control Compacts**

[00601] Dimethyl fumarate, croscarmellose sodium, and silica colloidal anhydrous were blended together to form a blend. The blend was passed through a screen. A suitable grade of microcrystalline cellulose was added to the screened blend and the blend was mixed. A suitable grade of microcrystalline cellulose, is, for example PROSOLV SMCC® 90, having an average particle size by laser diffraction of about 60 μm and a bulk density ranging from about 0.38 to about 0.50 g/cm^3 . Magnesium stearate was added to the mixed blend and remixing was effected.

[00602] The respective blended materials were compressed on a suitable rotary press (e.g., a rotary tablet press) to form compacts (10 mm cylindrical compacts).

[00603] Table 6 provides percentages for representative compacts made by this process.

Table 6

Ingredients	42%	60%	70%
Dimethyl fumarate	42	60	70
Croscarmellose sodium	5.0	5.0	5.0
Microcrystalline Cellulose	50	32	23
Magnesium Stearate	1.7	1.7	1.7
Silica colloidal anhydrous	1.2	1.0	0.9

6.5 **Example 5: Compositions Containing 65% w/w, 95% w/w, and 99.5% w/w Dimethyl Fumarate**

[00604] Four DMF-containing blends were prepared according to the method as described in Example 4 above with the amounts as described in Table 7 below.

Table 7

Ingredients	Composition, % by weight			
	Blend 93	Blend 97	Blend 104	Blend 108
Dimethyl fumarate	65	95	99.5	95
Prosolv SMCC 90	28.9	2	--	2
Croscarmellose Sodium	5	2	--	2
Silica colloidal, anhydrous	0.6	0.6	--	0.6
Magnesium stearate	0.5	0.4	0.5	0.4
Particle size of dimethyl fumarate	14% < 250 μ	14% < 250 μ	15% < 250 μ	84% < 250 μ
Flodex(mm)	4	4	4	6
Bulk density(g/ml)	0.66	0.66	0.74	0.69
Tapped density(g/ml)	0.79	0.78	0.83	0.83
Compressibility, %	17	16	17	17

6.6 Example 6: Instructing the Patient

[00605] By way of example, but not limitation, instructions in a TECFIDERA[®] label can be as follows:

WARNINGS AND PRECAUTIONS

Progressive Multifocal Leukoencephalopathy

[00606] Monitor patients and withhold TECFIDERA[®] at the first sign or symptom suggestive of PML and perform an appropriate diagnostic evaluation. Typical symptoms associated with PML are diverse, progress over days to weeks, and include progressive weakness on one side of the body or clumsiness of limbs, disturbance of vision, and changes in thinking, memory, and orientation leading to confusion and personality changes. The progression of deficits usually leads to death or severe disability over weeks or months.

PATIENT COUNSELLING INFORMATION

Progressive Multifocal Leukoencephalopathy

[00607] Inform patients that progressive multifocal leukoencephalopathy (PML) has occurred in a patient who received TECFIDERA[®]. Instruct the patient of the importance of contacting their doctor if they develop any symptoms suggestive of PML. Instruct the patient that typical symptoms associated with PML are diverse, progress over days to weeks, and include progressive weakness on one side of the body or clumsiness of limbs, disturbance of vision, and changes in thinking, memory, and orientation leading to confusion and personality changes. Instruct the patient that the progression of deficits usually leads to death or severe disability over weeks or months.

[00608] Instruct patients to continue to look for new signs and symptoms suggestive of PML for approximately 6 months following discontinuation of TECFIDERA[®] [see WARNINGS AND PRECAUTIONS].

6.7 Example 7: Instructing the Patient – Lymphopenia and Lymphocyte Counts

[00609] By way of example, but not limitation, instructions in a TECFIDERA[®] label can be as follows:

WARNINGS AND PRECAUTIONS

Lymphopenia

[00610] Before initiating treatment with TECFIDERA[®], a CBC including lymphocyte count should be obtained. A CBC including lymphocyte count should also be obtained after 6 months of treatment, every 6 to 12 months thereafter, and as clinically indicated. Consider interruption of TECFIDERA[®] in patients with lymphocyte counts less than $0.5 \times 10^9/L$ persisting for more than six months. Given the potential for delay in lymphocyte recovery after discontinuation of TECFIDERA[®], consider following lymphocyte counts until lymphopenia is resolved. Withholding treatment should be considered in patients with serious infections until the infection(s) is resolved. Decisions about whether or not to restart TECFIDERA[®] should be individualized based on clinical circumstances.

PATIENT COUNSELLING INFORMATION

Lymphocyte Counts

[00611] Inform patients that TECFIDERA[®] may decrease lymphocyte counts. A blood test should be obtained before they start therapy. Blood tests are also recommended after 6 months of treatment, every 6 to 12 months thereafter, and as clinically indicated.

6.8 Example 8: Characterization of absolute lymphocyte count profiles in MS patients treated with delayed-release dimethyl fumarate: considerations for patient management

[00612] Delayed-release dimethyl fumarate (DMF; also known as gastro-resistant DMF, and as TECFIDERA®) demonstrated robust efficacy on clinical and neuroradiological measures and an acceptable safety profile in relapsing-remitting multiple sclerosis (RRMS) in clinical trials including a Phase 2b study, the Phase 3 DEFINE and CONFIRM studies, and the ENDORSE extension study.¹⁻⁶

[00613] In clinical trials, DMF was associated with flushing and gastrointestinal events as well as decreased white blood cell (WBC) and absolute lymphocyte counts (ALCs).⁷

[00614] ALC profiles were characterized in DMF-treated MS patients in this study. Patients at greater risk for developing severe prolonged lymphopenia were identified. The study also evaluated DMF efficacy in patients with and without lymphopenia.

OBJECTIVE

[00615] The objective of the analysis was to provide practical considerations for management of DMF (as TECFIDERA®)-treated MS patients by characterizing ALC profiles and examining efficacy in patients with and without lymphopenia enrolled in clinical trials (Phase 2b, DEFINE, CONFIRM, and ENDORSE).

METHODS

Study Design

[00616] The Phase 2b study, DEFINE, and CONFIRM were multicenter, randomized, double-blind, placebo-controlled, parallel-group clinical trials of DMF as monotherapy for RRMS.

[00617] The Phase 2b study was 12 months in duration, including a 6-month placebo-controlled part (Part 1) and a 6-month uncontrolled safety extension part (Part 2). During Part 1, patients were randomized equally to DMF 120 mg once daily (QD), 120 mg three times daily (TID), 240 mg TID, or placebo.

[00618] DEFINE and CONFIRM were 2 years in duration. Patients were randomized equally to DMF 240 mg twice daily (BID), 240 mg TID, or matching placebo.

[00619] CONFIRM also included glatiramer acetate (GA) as a reference comparator arm.

[00620] ENDORSE is a multicenter, parallel-group, dose-blinded extension of

DEFINE/CONFIRM with up to 8 additional years of follow-up.

[00621] Patients who received 240 mg DMF BID or TID for up to 2 years in the parent studies remained on the same DMF dosage in ENDORSE.

[00622] Patients who received placebo (DEFINE and CONFIRM) or GA (CONFIRM) in the parent studies were randomized equally to 240 mg DMF BID or TID.

Key Inclusion and Exclusion Criteria

[00623] Key inclusion and exclusion criteria for the Phase 2b study, DEFINE, and CONFIRM are summarized in Table 8.

Table 8. Key inclusion and exclusion criteria

Key inclusion criteria
Age 18–55 years
Diagnosis of RRMS per McDonald criteria ⁸
EDSS score of 0–5.0
Key exclusion criteria
Progressive forms of MS or other significant illness
Relapse within 50 days prior to randomization
Corticosteroids within 30 days (Phase 2b) or 50 days (DEFINE, CONFIRM) prior to randomization
Pre-specified abnormal laboratory parameters including WBC $<3.5 \times 10^9/L$ or eosinophils $>0.7 \times 10^3/\mu L$ or $>0.7 GI/L$
Prior treatment with potent immunosuppressant agents or procedures
Prior treatment with MS therapies within predefined washout periods, including interferon beta, within 3 months prior to randomization; GA, within 3 months prior to randomization (Phase 2b, DEFINE) or at any time (CONFIRM); or natalizumab, within 6 months prior to randomization

Abbreviations: EDSS, Expanded Disability Status Scale; GA, glatiramer acetate; WBC, white blood cell.

Hematology

[00624] In the Phase 2b study, blood was collected every 4 weeks.

[00625] In DEFINE and CONFIRM, blood was collected every 4 weeks for the first 3 months and every 12 weeks thereafter, and within 1 month after study withdrawal or study completion if not continuing in the extension study.

[00626] In ENDORSE, blood was collected at baseline and every 12 weeks thereafter

[00627] Hematology included hemoglobin, hematocrit, red blood cell count, WBC count

(with differential), and platelet count.

[00628] ALCs were graded per Common Terminology Criteria for Adverse Events (CTCAE; Table 9).⁹

Table 9. CTCAE v4.0 grading for ALCs

CTC grade 0	CTC grade 1	CTC grade 2	CTC grade 3	CTC grade 4
>LLN ^a	<LLN– ≥0.8 x 10 ⁹ /L	<0.8– ≥0.5 x 10 ⁹ /L	<0.5– ≥0.2 x 10 ⁹ /L	<0.2 x 10 ⁹ /L

ALC = absolute lymphocyte count; CTCAE = Common Terminology Criteria for Adverse Events

^aLower limit of normal (LLN) = 0.91 x 10⁹/L

Statistical Analysis

[00629] Data from DEFINE and CONFIRM after subjects switched to alternative MS treatment were excluded.

[00630] Data from the 6-month uncontrolled safety extension of the Phase 2b study were included.

[00631] A data cut-off date was used.

RESULTS

Patients

[00632] The safety population comprised 2513 MS patients, including 1136 treated with DMF 240 mg BID, 1249 treated with DMF 240 mg TID, and 128 treated with lower doses of DMF (Table 10). Mean (SD) time on study treatment amounted to 3.1 (2.2) years (Table 10).

[00633] A total of 2470 patients had any post-baseline ALC.

Table 10. Time on study treatment

	Total DMF^{a,b} (n=2513)
Time on study treatment, mean (SD) years ^c	3.1 (2.2)
Total number of cumulative patient-years of exposure to study treatment	7249.96
Patients on study treatment for at least, n (%)	
3 months	2218 (88)
6 months	2099 (84)
1 year	1869 (74)
2 years	1602 (64)
3 years	1377 (55)
4 years	1001 (40)
5 years	740 (29)

6 years	270 (11)
7 years	34 (1)

SD=standard deviation

^aDMF, delayed-release DMF (also known as gastro-resistant DMF, and as TECFIDERA[®])

^bIncludes DMF 240 mg BID, DMF 240 mg TID, and lower doses of DMF (120 mg QD or TID)

^cEach year comprised 48 weeks.

Mean WBC and ALCs over time with continuing DMF treatment

[00634] Mean baseline ALCs were similar across the groups treated with DMF 240 mg BID, DMF 240 mg TID, or lower doses of DMF (Figure 1).

[00635] Mean ALCs decreased by approximately 30% during the first year of treatment, then plateaued, remaining above the lower limit of normal (LLN; 910/mm³) throughout the observation period (Figure 1).

Incidence of CTC grade 0–4 lymphopenia

[00636] For the majority of patients, ALCs were within normal limits at all time points (CTC grade 0).

[00637] The incidence of worst post-baseline CTC grades 0, 1, 2, and 3 or 4 is shown in Table 11.

Table 11. Incidence of CTC grades for worst post-baseline ALCs

n (%)	Total DMF ^{a,b} (n=2513)
CTC grade 0	1533 (61)
CTC grade 1	236 (9)
CTC grade 2	528 (21)
CTC grade 3 or 4 ^c	173 (7)
No post-baseline ALC	43 (2)

CTC = Common Terminology Criteria

^aDMF, delayed-release DMF (also known as gastro-resistant DMF, and as TECFIDERA[®])

^bIncludes DMF 240 mg BID, DMF 240 mg TID, and lower doses of DMF (120 mg QD or TID)

^c2 patients (<1%) had CTC grade 4

ALC Profiles

[00638] ALCs remained greater than or equal to LLN in 84% of patients during the first 6 months and in 76% of patients during the first year; of these patients, 0.1% and 0%, respectively, developed ALCs less than 500/mm³ persisting for greater than or equal to 6 months at any time

(Table 12).

[00639] Among patients treated for greater than or equal to 6 months (N=2,099), 2.2% (n=47) experienced ALCs less than 500/mm³ persisting for greater than or equal to 6 months, ALCs generally remained less than 500/mm³ with continued therapy.

Table 12. Proportion of patients who subsequently developed ALCs <500/mm³ persisting ≥6 months at any time (up to 7 years after initiating treatment) according to ALCs within the first 6 months or first 1 year of DMF treatment

	n/N (%)	
All ALCs ≥ LLN ^b	3/2083 (0.1)	0/1876 (0)
All ALCs ≥ 800/mm ³	9/2219 (0.4)	0/2050 (0)
All ALCs ≥ 500/mm ³	37/2446 (1.5)	16/2409 (0.7)
At least 1 ALC <500/mm ³	38/251 (10)	47/420 (17)
At least 1 ALC <500/mm ³	10/24 (42)	31/61 (51)

ALC = absolute lymphocyte count

^bLower limit of normal (LLN) = 0.91 × 10⁹/L

Time course of mean ALC changes in patients with ALCs <500/mm³ persisting ≥6 months

[00640] Mean ALCs in the subgroup of patients with ALCs less than 500/mm³ persisting for greater than or equal to 6 months showed a faster decline compared with mean counts in the subgroup of patients without less than 500/mm³ persisting for greater than or equal to 6 months (Figure 2).

Recovery of ALCs post-discontinuation of DMF treatment

[00641] Among the 47 patients with ALCs less than 500 cells/μL for at least 6 months, 9 patients discontinued or completed the study. Of the 9 patients, 8 had ALCs measured at least 1 month after their final dose. All 9 patients showed increases in ALCs following their final dose of DMF (Figure 3). The remaining 38 patients remained on treatment at the time of this analysis; however, a protocol amendment for ENDORSE went into effect six months later and stipulated that study treatment must be temporarily withheld if ALC is less than 500/mm³ for more than 6 months. While dosing is withheld, patients will be followed every 4 weeks until the ALC is greater than or equal to LLN or for 24 weeks after the last dose (whichever is sooner). If ALC remains to be less than 500/mm³ for 24 weeks after the last dose, then study treatment must be permanently discontinued.

Efficacy in patients with lymphopenia (<LLN) versus patients without lymphopenia

[00642] Reduction in annualized relapse rate (ARR) at 2 years in patients treated with DMF 240 mg BID versus placebo was not substantially different in patients with lymphopenia (at least 1 ALC less than LLN) versus patients without lymphopenia (all ALCs greater than LLN) in DEFINE and CONFIRM (Figures 4A-4B). In DEFINE (Figure 4A), the rate ratio (95% CI) for adjusted ARR for DMF versus placebo was 0.424 (0.294, 0.611) and 0.509 (0.381, 0.681) in patients with and without treatment-associated lymphopenia, respectively. In CONFIRM (Figure 4B), the rate ratio (95% CI) for adjusted ARR for DMF versus placebo was 0.525 (0.365, 0.756) and 0.599 (0.429, 0.835) in patients with and without treatment-associated lymphopenia, respectively.

[00643] Baseline characteristics including EDSS score, age, region, and number of relapses in the 1 year prior to study entry were similar across the placebo and DMF groups in patients with or without lymphopenia.

General Safety

[00644] As identified in this interim analysis of the Phase 2b, DEFINE, CONFIRM, and ENDORSE clinical studies, lymphopenia in DMF-treated patients was not associated with an overall increased risk of infections or serious infections, including opportunistic infections (Table 13). Subsequent to the data cut-off for this interim report, a case of PML in a patient treated with DMF 240 mg TID was reported in the setting of severe, prolonged lymphopenia (approximately less than $0.5 \times 10^9/L$ of 3.5 years duration).

Table 13. Incidence of serious infections by worst post-baseline CTC grade

	Total DMF^{a,b} (n=2513)
Serious infections,^c n (%)	
CTC grade 0	43 (3)
CTC grade 1	13 (5.5)
CTC grade 2	22 (4)
CTC grade 3 or 4	5 (3)

ALC, absolute lymphocyte count; CTC, Common Terminology Criteria.

^aDMF, delayed-release DMF (also known as gastro-resistant DMF, and as TECFIDERA[®])

^bIncludes DMF 240 mg BID, DMF 240 mg TID, and lower doses of DMF (120 mg QD or TID)

^cFor each CTC grade, numbers in parentheses are percentages based on the number with an infection out of the number with worst post-baseline count in that grade as shown in Table 11.

CONCLUSIONS

[00645] ALC profiles are well characterized and stable over time. Mean ALCs decreased by approximately 30% in DMF-treated patients during the first year of treatment, then plateaued, remaining above LLN throughout the observation period.

[00646] ALCs remained greater than or equal to LLN in 84% of patients during the first 6 months and in 76% of patients during the first year; of these patients, 0.1% and 0%, respectively, developed ALCs less than 500/mm³ persisting for greater than or equal to 6 months at any time.

[00647] Among patients treated for at least 6 months, a small proportion (2.2%) experienced ALCs less than 500/mm³ persisting for greater than or equal to 6 months and this finding was an early predictor for those patients at greater risk for subsequently developing severe, prolonged lymphopenia.

[00648] Aside from a single case of PML in the setting of severe, prolonged lymphopenia, there is no overall increased risk for serious infections, including other opportunistic infections.

[00649] Before initiating treatment with DMF, a recent CBC including lymphocytes (ie, within 6 months) should be available. A CBC including lymphocytes is also recommended after 6 months of treatment, every 6 to 12 months thereafter, and as clinically indicated.⁷ As indicated in the product labelling, consider interruption of DMF in patients with ALCs less than 0.5 x 10⁹/L persisting for more than 6 months. Following interruption of DMF, ALCs should be followed until lymphopenia is resolved.⁷

[00650] Although the data are limited, there is evidence of ALC improvement following discontinuation of DMF treatment.

[00651] Therapeutic efficacy of DMF both in patients with lymphopenia and in patients without lymphopenia suggests that lymphopenia is not a primary mechanism of action of DMF. Efficacy in patients with and without lymphopenia suggests that lymphopenia is not a primary mechanism of action of DMF.

[00652] The overall benefit-risk of DMF remains favorable. Together with clinical and neuroradiologic efficacy, these data continue to support DMF as a valuable long-term treatment option for patients with RRMS.

[00653]

REFERENCES FOR EXAMPLE 8

1. Kappos L, Gold R, Miller DH, et al. *Lancet* 2008;372:1463-1472.

2. Gold R, Kappos L, Arnold DL, et al. *N Engl J Med* 2012;367:1098-1107.
3. Fox RJ, Miller DH, Phillips JT, et al. *N Engl J Med* 2012;367:1087-1097.
4. Gold R, Phillips JT, Bar-Or A, et al. Five-year follow-up of delayed-release dimethyl fumarate in RRMS: integrated clinical efficacy data from the DEFINE, CONFIRM, and ENDORSE studies. Poster presented at: JointECTRIMS-ACRIMS Meeting; September 10-13, 2014; Boston MA. P110.
5. Arnold DL, Fox RJ, Havrdova E, et al. Five-year follow-up of delayed-release dimethyl fumarate in relapsing-remitting multiple sclerosis: MRI outcomes from DEFINE, CONFIRM, and ENDORSE. Poster presented at: JointECTRIMS-ACRIMS Meeting; September 10-13, 2014; Boston MA. P059.
6. Pozzilli C, Phillips JT, Fox RJ, et al. Long-term follow-up of the safety of delayed-release dimethyl fumarate in RRMS: interim results from the ENDORSE extension study. Poster presented at: JointECTRIMS-ACRIMS Meeting; September 10-13, 2014; Boston MA. P066.
7. TECFIDERA™ (dimethyl fumarate) [prescribing information]. Biogen Idec. Cambridge, MA. Rev 12/2014.
8. Polman CH, Reingold SC, Edan G, et al. *Ann Neurol* 2005;58:840-846.
9. National Cancer Institute. Common Terminology Criteria for Adverse Events v4.0, NCI, NIH, DHHS. May 29, 2009. NIH publication # 09-7473.

6.9 Example 9: Instructing the Patient – Summary of Product Characteristics

[00654] By way of example, but not limitation, instructions for TECFIDERA® use in a Summary of Product Characteristics can be as follows:

SPECIAL WARNINGS AND PRECAUTIONS FOR USE

Blood/laboratory tests

[00655] Changes in renal and hepatic laboratory tests have been seen in clinical trials in subjects treated with TECFIDERA®. The clinical implications of these changes are unknown. Assessments of renal function (e.g. creatinine, blood urea nitrogen and urinalysis) and hepatic function (e.g. ALT and AST) are recommended prior to treatment initiation, after 3 and 6 months of treatment, every 6 to 12 months thereafter and as clinically indicated.

[00656] TECFIDERA® may decrease lymphocyte counts. TECFIDERA® has not been

studied in patients with pre-existing low lymphocyte counts and caution should be exercised when treating these patients. Prior to initiating treatment with TECFIDERA[®], a current complete blood count, including lymphocytes, must be performed. If lymphocyte count is found to be below the normal range, alternative causes of lymphopenia should be considered and corrective measures taken as appropriate. After starting therapy, complete blood counts, including lymphocytes, must be performed every 3 months. Treatment should be discontinued if lymphocyte count $<0.7 \times 10^9/L$ is confirmed on repeat testing (at 3 months). Lymphocyte counts should be followed until recovery.

Progressive Multifocal Leukoencephalopathy (PML)

[00657] PML cases have occurred with TECFIDERA[®] in the setting of severe and prolonged lymphopenia. PML is an opportunistic infection caused by John-Cunningham virus (JCV), which may be fatal or result in severe disability. PML is likely caused by a combination of factors. Risk factors include an altered or weakened immune system and potentially further genetic or environmental risk factors.

[00658] Patients with lymphocyte counts $<0.5 \times 10^9/L$ were observed in $<1\%$ of patients treated with placebo and 6% of patients treated with TECFIDERA[®]. In clinical studies (both controlled and uncontrolled), 2% of patients experienced lymphocyte counts $<0.5 \times 10^9/L$ for at least six months. In these patients, the majority of lymphocyte counts remained $<0.5 \times 10^9/L$ with continued therapy.

[00659] If therapy is continued in presence of severe prolonged lymphopenia, the risk of an opportunistic infection, including PML cannot be ruled out. Therefore patients who experience lymphopenia should be monitored closely for signs and symptoms of appearance of new neurological dysfunction (e.g. motor dysfunction, cognitive or psychiatric symptoms). In case PML is suspected, treatment with TECFIDERA[®] should be withheld immediately and further evaluations performed.

Prior treatment with immunosuppressive or immunomodulating therapies

[00660] No controlled clinical studies have been performed evaluating the efficacy and safety of TECFIDERA[®] when switching patients from other disease modifying therapies to TECFIDERA[®]. The contribution of prior immunosuppressive therapy to the development of PML in TECFIDERA[®] treated patients is unknown. When switching patients from another disease modifying therapy to TECFIDERA[®], the half-life and mode of action of the other

therapy must be considered in order to avoid an additive immune effect whilst at the same time minimising the risk of disease reactivation. A complete blood count, including lymphocytes, must be performed prior to initiating TECFIDERA[®] and regularly during treatment (see blood/laboratory tests above).

[00661] TECFIDERA[®] can generally be started immediately after discontinuation of interferon or glatiramer acetate.

[00662] In accordance with good clinical practice an MRI should be considered when switching between disease modifying therapies.

Severe renal and hepatic impairment

[00663] TECFIDERA[®] has not been studied in patients with severe renal or severe hepatic impairment and caution should, therefore, be used in these patients.

Severe active gastrointestinal disease

[00664] TECFIDERA[®] has not been studied in patients with severe active gastrointestinal disease and caution should, therefore, be used in these patients.

Flushing

[00665] In clinical trials, 34% of TECFIDERA[®] treated patients experienced flushing. In the majority of patients who experienced flushing, it was mild or moderate in severity.

[00666] In clinical trials, 3 patients out of a total of 2,560 patients treated with TECFIDERA[®] experienced serious flushing symptoms that were probable hypersensitivity or anaphylactoid reactions. These events were not life-threatening, but led to hospitalisation. Prescribers and patients should be alert to this possibility in the event of severe flushing reactions..

Infections

[00667] In phase III placebo-controlled studies, the incidence of infections (60% vs 58%) and serious infections (2% vs 2%) was similar in patients treated with TECFIDERA[®] or placebo, respectively. There was no increased incidence of serious infections observed in patients with lymphocyte counts $<0.8 \times 10^9/L$ or $<0.5 \times 10^9/L$. During treatment with TECFIDERA[®] in the MS placebo controlled trials, mean lymphocyte counts decreased by approximately 30% from baseline at one year and then plateaued. Mean lymphocyte counts remained within normal limits. Patients with lymphocyte counts $<0.5 \times 10^9/L$ were observed in $<1\%$ of patients treated with placebo and 6% of patients treated with TECFIDERA[®]. In clinical studies (both controlled and

uncontrolled), 2% of patients experienced lymphocyte counts $<0.5 \times 10^9/L$ for at least six months. In these patients, the majority of lymphocyte counts remained $<0.5 \times 10^9/L$ with continued therapy.

[00668] If therapy is continued in presence of severe prolonged lymphopenia, the risk of an opportunistic infection, including Progressive Multifocal Leukoencephalopathy (PML) cannot be ruled out (please refer to subsection PML above for further details).

[00669] If a patient develops a serious infection, suspending treatment with TECFIDERA[®] should be considered and the benefits and risks should be reassessed prior to re-initiation of therapy. Patients receiving TECFIDERA[®] should be instructed to report symptoms of infections to a physician. Patients with serious infections should not start treatment with TECFIDERA[®] until the infection(s) is resolved.

6.10 Example 10: Instructing the Patient – Package Leaflet

[00670] By way of example, but not limitation, instructions for TECFIDERA[®] use in a Package Leaflet can be as follows:

WARNINGS AND PRECAUTIONS

[00671] TECFIDERA[®] may affect your white blood cell counts, your kidneys and liver. Before you start TECFIDERA[®], your doctor will do a blood test to count the number of your white blood cells and will check that your kidneys and liver are working properly. Your doctor will test these periodically during treatment. If your number of white blood cells decreases during treatment, your doctor may consider stopping your treatment.

7. INCORPORATION BY REFERENCE

[00672] Various references such as patents, patent applications, and publications are cited herein, the disclosures of which are hereby incorporated by reference herein in their entireties.

WHAT IS CLAIMED IS:

1. A method of treating a patient with multiple sclerosis comprising
 - (a) administering a pharmaceutical composition comprising a fumarate to the patient; wherein the fumarate is a dialkyl fumarate, a monoalkyl fumarate, a combination of a dialkyl fumarate and a monoalkyl fumarate, a prodrug of monoalkyl fumarate, a deuterated form of any of the foregoing, or a clathrate, solvate, tautomer, or stereoisomer of any of the foregoing, or a combination of any of the foregoing; with the proviso that a fumarate salt is not present in the pharmaceutical composition; and
 - (b) monitoring the patient for a sign or symptom suggestive of progressive multifocal leukoencephalopathy (hereinafter "PML") in the patient.
2. A method of improving safety in treatment of a patient with multiple sclerosis comprising monitoring a patient with multiple sclerosis who is being treated with a pharmaceutical composition comprising a fumarate for a sign or symptom suggestive of PML in the patient; wherein the fumarate is a dialkyl fumarate, a monoalkyl fumarate, a combination of a dialkyl fumarate and a monoalkyl fumarate, a prodrug of monoalkyl fumarate, a deuterated form of any of the foregoing, or a clathrate, solvate, tautomer, or stereoisomer of any of the foregoing, or a combination of any of the foregoing; with the proviso that a fumarate salt is not present in the pharmaceutical composition.
3. The method of claim 1 or claim 2 which further comprises withholding treatment with the fumarate from the patient at the first sign or symptom suggestive of PML in the patient.
4. The method of any of claims 1-3 which further comprises performing a diagnostic evaluation for PML in the patient at the first sign or symptom suggestive of PML in the patient.
5. The method of claim 4 which further comprises administering a therapeutic to the patient for the treatment for the treatment of PML when the diagnostic evaluation indicates PML in the patient.
6. The method of claim 3 which further comprises instructing the patient to continue to look for new signs and symptoms suggestive of PML for approximately 6 months following discontinuation of treatment with the fumarate.
7. A method of treating a patient with multiple sclerosis comprising

- (a) administering a pharmaceutical composition comprising a fumarate to the patient; wherein the fumarate is a dialkyl fumarate, a monoalkyl fumarate, a combination of a dialkyl fumarate and a monoalkyl fumarate, a prodrug of monoalkyl fumarate, a deuterated form of any of the foregoing, or a clathrate, solvate, tautomer, or stereoisomer of any of the foregoing, or a combination of any of the foregoing; with the proviso that a fumarate salt is not present in the pharmaceutical composition; and
 - (b) informing the patient that PML has occurred in a patient who received dimethyl fumarate.
8. A method of treating a patient with multiple sclerosis comprising
- (a) administering a pharmaceutical composition comprising a fumarate to the patient; wherein the fumarate is a dialkyl fumarate, a monoalkyl fumarate, a combination of a dialkyl fumarate and a monoalkyl fumarate, a prodrug of monoalkyl fumarate, a deuterated form of any of the foregoing, or a clathrate, solvate, tautomer, or stereoisomer of any of the foregoing, or a combination of any of the foregoing; with the proviso that a fumarate salt is not present in the pharmaceutical composition; and
 - (b) instructing the patient of the importance of contacting the patient's doctor if the patient develops any symptoms suggestive of PML.
9. The method of claim 8 which further comprises instructing the patient that typical symptoms associated with PML are diverse, progress over days to weeks, and include progressive weakness on one side of the body or clumsiness of limbs, disturbance of vision, and changes in thinking, memory, and orientation leading to confusion and personality changes.
10. The method of claim 9 which further comprises instructing the patient that progression of deficits associated with PML usually leads to death or severe disability over weeks or months.
11. A method of improving safety in treatment of a patient with multiple sclerosis comprising informing a patient with multiple sclerosis who is being treated with a pharmaceutical composition comprising a fumarate that PML has occurred in a patient who received dimethyl fumarate; wherein the fumarate is a dialkyl fumarate, a monoalkyl fumarate, a combination of a dialkyl fumarate and a monoalkyl fumarate, a prodrug of monoalkyl fumarate, a deuterated form of any of the foregoing, or a clathrate, solvate, tautomer, or

- stereoisomer of any of the foregoing, or a combination of any of the foregoing; with the proviso that a fumarate salt is not present in the pharmaceutical composition.
12. A method of improving safety in treatment of a patient with multiple sclerosis comprising instructing a patient with multiple sclerosis who is being treated with a pharmaceutical composition comprising a fumarate of the importance of contacting the patient's doctor if the patient develops any symptoms suggestive of PML; wherein the fumarate is a dialkyl fumarate, a monoalkyl fumarate, a combination of a dialkyl fumarate and a monoalkyl fumarate, a prodrug of monoalkyl fumarate, a deuterated form of any of the foregoing, or a clathrate, solvate, tautomer, or stereoisomer of any of the foregoing, or a combination of any of the foregoing; with the proviso that a fumarate salt is not present in the pharmaceutical composition.
 13. The method of claim 12 which further comprises instructing the patient that typical symptoms associated with PML are diverse, progress over days to weeks, and include progressive weakness on one side of the body or clumsiness of limbs, disturbance of vision, and changes in thinking, memory, and orientation leading to confusion and personality changes.
 14. The method of claim 13 which further comprises instructing the patient that progression of deficits associated with PML usually leads to death or severe disability over weeks or months.
 15. The method of claim 4, wherein the diagnostic evaluation comprises a test for the presence of JC viral DNA in the cerebrospinal fluid of the patient.
 16. The method of any of claims 1-6, 8, 10, 12, and 15, wherein the sign or symptom suggestive of PML is selected from the group consisting of progressive weakness on one side of the body or clumsiness of limbs, disturbance of vision, and changes in thinking, memory, and orientation leading to confusion and personality changes.
 17. The method of any of claims 1, 7-10, and claims dependent on any of the foregoing, wherein the administering is done orally.
 18. The method of any of claims 1-17, wherein the pharmaceutical composition comprises a therapeutically effective amount of the fumarate and a pharmaceutically acceptable carrier.

19. The method of claim 18, wherein the pharmaceutical composition is in the form of a tablet or a capsule.
20. The method of claim 18, wherein the pharmaceutical composition is in the form of an enterically coated tablet.
21. The method of claim 18, wherein the pharmaceutical composition is in the form of a capsule containing enterically coated microtablets.
22. The method of any of claims 1-21, wherein the fumarate is dimethyl fumarate and/or monomethyl fumarate.
23. The method of claim 22, wherein the fumarate is dimethyl fumarate.
24. The method of claim 17, wherein the administering is of 240 mg twice daily of dimethyl fumarate.
25. The method of claim 17, wherein the administering is of 120 mg dimethyl fumarate twice daily for 7 days, followed by 240 mg dimethyl fumarate twice daily as a maintenance dose.
26. The method of claim 17, wherein the administering is of not greater than 720 mg daily total fumarates.
27. The method of claim 17, wherein the administering is of not greater than 480 mg daily total fumarates.
28. The method of any of claims 18 and 23-27, wherein the pharmaceutical composition consists essentially of dimethyl fumarate.
29. The method of any of claims 24-28, wherein the pharmaceutical composition is in the form of a tablet or a capsule.
30. The method of any of claims 24-28, wherein the pharmaceutical composition is in the form of an enterically coated tablet.
31. The method of any of claims 24-28, wherein the pharmaceutical composition is in the form of a capsule containing enterically coated microtablets.
32. The method of any of claims 1-31, wherein the multiple sclerosis is a relapsing form of multiple sclerosis.
33. A method of treating a patient with multiple sclerosis comprising
 - (a) administering a pharmaceutical composition comprising a fumarate to the patient; wherein the fumarate is a dialkyl fumarate, a monoalkyl fumarate, a combination of a

- dialkyl fumarate and a monoalkyl fumarate, a prodrug of monoalkyl fumarate, a deuterated form of any of the foregoing, or a pharmaceutically acceptable salt, clathrate, solvate, tautomer, or stereoisomer of any of the foregoing, or a combination of any of the foregoing; with the proviso that an ethyl hydrogen fumarate salt is not present in the pharmaceutical composition; and
- (b) monitoring the patient for a sign or symptom suggestive of PML in the patient.
34. A method of improving safety in treatment of a patient with multiple sclerosis comprising monitoring a patient with multiple sclerosis who is being treated with a pharmaceutical composition comprising a fumarate for a sign or symptom suggestive of PML in the patient; wherein the fumarate is a dialkyl fumarate, a monoalkyl fumarate, a combination of a dialkyl fumarate and a monoalkyl fumarate, a prodrug of monoalkyl fumarate, a deuterated form of any of the foregoing, or a pharmaceutically acceptable salt, clathrate, solvate, tautomer, or stereoisomer of any of the foregoing, or a combination of any of the foregoing; with the proviso that an ethyl hydrogen fumarate salt is not present in the pharmaceutical composition.
35. The method of claim 33 or claim 34 which further comprises withholding treatment with the fumarate from the patient at the first sign or symptom suggestive of PML in the patient.
36. The method of any of claims 33-35 which further comprises performing a diagnostic evaluation for PML in the patient at the first sign or symptom suggestive of PML in the patient.
37. The method of claim 36 which further comprises administering a therapeutic to the patient for the treatment for the treatment of PML when the diagnostic evaluation indicates PML in the patient.
38. The method of claim 35 which further comprises instructing the patient to continue to look for new signs and symptoms suggestive of PML for approximately 6 months following discontinuation of treatment with the fumarate.
39. A method of treating a patient with multiple sclerosis comprising
- (a) administering a pharmaceutical composition comprising a fumarate to the patient; wherein the fumarate is a dialkyl fumarate, a monoalkyl fumarate, a combination of a dialkyl fumarate and a monoalkyl fumarate, a prodrug of monoalkyl fumarate, a

- deuterated form of any of the foregoing, or a pharmaceutically acceptable salt, clathrate, solvate, tautomer, or stereoisomer of any of the foregoing, or a combination of any of the foregoing; with the proviso that an ethyl hydrogen fumarate salt is not present in the pharmaceutical composition; and
- (b) informing the patient that PML has occurred in a patient who received dimethyl fumarate.
40. A method of treating a patient with multiple sclerosis comprising
- (a) administering a pharmaceutical composition comprising a fumarate to the patient; wherein the fumarate is a dialkyl fumarate, a monoalkyl fumarate, a combination of a dialkyl fumarate and a monoalkyl fumarate, a prodrug of monoalkyl fumarate, a deuterated form of any of the foregoing, or a pharmaceutically acceptable salt, clathrate, solvate, tautomer, or stereoisomer of any of the foregoing, or a combination of any of the foregoing; with the proviso that an ethyl hydrogen fumarate salt is not present in the pharmaceutical composition; and
- (b) instructing the patient of the importance of contacting the patient's doctor if the patient develops any symptoms suggestive of PML.
41. The method of claim 40 which further comprises instructing the patient that typical symptoms associated with PML are diverse, progress over days to weeks, and include progressive weakness on one side of the body or clumsiness of limbs, disturbance of vision, and changes in thinking, memory, and orientation leading to confusion and personality changes.
42. The method of claim 41 which further comprises instructing the patient that progression of deficits associated with PML usually leads to death or severe disability over weeks or months.
43. A method of improving safety in treatment of a patient with multiple sclerosis comprising informing a patient with multiple sclerosis who is being treated with a pharmaceutical composition comprising a fumarate that PML has occurred in a patient who received dimethyl fumarate; wherein the fumarate is a dialkyl fumarate, a monoalkyl fumarate, a combination of a dialkyl fumarate and a monoalkyl fumarate, a prodrug of monoalkyl fumarate, a deuterated form of any of the foregoing, or a pharmaceutically acceptable salt, clathrate, solvate, tautomer, or stereoisomer of any of the foregoing, or a

- combination of any of the foregoing; with the proviso that an ethyl hydrogen fumarate salt is not present in the pharmaceutical composition.
44. A method of improving safety in treatment of a patient with multiple sclerosis comprising instructing a patient with multiple sclerosis who is being treated with a pharmaceutical composition comprising a fumarate of the importance of contacting the patient's doctor if the patient develops any symptoms suggestive of PML; wherein the fumarate is a dialkyl fumarate, a monoalkyl fumarate, a combination of a dialkyl fumarate and a monoalkyl fumarate, a prodrug of monoalkyl fumarate, a deuterated form of any of the foregoing, or a pharmaceutically acceptable salt, clathrate, solvate, tautomer, or stereoisomer of any of the foregoing, or a combination of any of the foregoing; with the proviso that an ethyl hydrogen fumarate salt is not present in the pharmaceutical composition.
45. The method of claim 44 which further comprises instructing the patient that typical symptoms associated with PML are diverse, progress over days to weeks, and include progressive weakness on one side of the body or clumsiness of limbs, disturbance of vision, and changes in thinking, memory, and orientation leading to confusion and personality changes.
46. The method of claim 45 which further comprises instructing the patient that progression of deficits associated with PML usually leads to death or severe disability over weeks or months.
47. The method of claim 36, wherein the diagnostic evaluation comprises a test for the presence of JC viral DNA in the cerebrospinal fluid of the patient.
48. The method of any of claims 33-38, 40, 42, 44, and 47, wherein the sign or symptom suggestive of PML is selected from the group consisting of progressive weakness on one side of the body or clumsiness of limbs, disturbance of vision, and changes in thinking, memory, and orientation leading to confusion and personality changes.
49. The method of any of claims 33, 39-42, and claims dependent on any of the foregoing, wherein the administering is done orally.
50. The method of any of claims 33-49, wherein the pharmaceutical composition comprises a therapeutically effective amount of the fumarate and a pharmaceutically acceptable carrier.

51. The method of claim 50, wherein the pharmaceutical composition is in the form of a tablet or a capsule.
52. The method of claim 50, wherein the pharmaceutical composition is in the form of an enterically coated tablet.
53. The method of claim 50, wherein the pharmaceutical composition is in the form of a capsule containing enterically coated microtablets.
54. The method of any of claims 33-53, wherein the fumarate is dimethyl fumarate and/or monomethyl fumarate.
55. The method of claim 54, wherein the fumarate is dimethyl fumarate.
56. The method of claim 49, wherein the administering is of 240 mg twice daily of dimethyl fumarate.
57. The method of claim 49, wherein the administering is of 120 mg dimethyl fumarate twice daily for 7 days, followed by 240 mg dimethyl fumarate twice daily as a maintenance dose.
58. The method of claim 49, wherein the administering is of not greater than 720 mg daily total fumarates.
59. The method of claim 49, wherein the administering is of not greater than 480 mg daily total fumarates.
60. The method of any of claims 50 and 55-59, wherein the pharmaceutical composition consists essentially of dimethyl fumarate.
61. The method of any of claims 56-60, wherein the pharmaceutical composition is in the form of a tablet or a capsule.
62. The method of any of claims 56-60, wherein the pharmaceutical composition is in the form of an enterically coated tablet.
63. The method of any of claims 56-60, wherein the pharmaceutical composition is in the form of a capsule containing enterically coated microtablets.
64. The method of any of claims 33-63, wherein the multiple sclerosis is a relapsing form of multiple sclerosis.
65. A method of treating a patient with multiple sclerosis comprising
 - (a) administering a pharmaceutical composition comprising a fumarate to the patient; wherein the fumarate is a dialkyl fumarate, a monoalkyl fumarate, a combination of a

- dialkyl fumarate and a monoalkyl fumarate, a prodrug of monoalkyl fumarate, a deuterated form of any of the foregoing, or a pharmaceutically acceptable salt, clathrate, solvate, tautomer, or stereoisomer of any of the foregoing, or a combination of any of the foregoing; with the proviso that ethyl hydrogen fumarate calcium salt, ethyl hydrogen fumarate magnesium salt, ethyl hydrogen fumarate zinc salt, and ethyl hydrogen fumarate copper salt are not present in the pharmaceutical composition; and
- (b) monitoring the patient for a sign or symptom suggestive of PML in the patient.
66. A method of improving safety in treatment of a patient with multiple sclerosis comprising monitoring a patient with multiple sclerosis who is being treated with a pharmaceutical composition comprising a fumarate for a sign or symptom suggestive of PML in the patient; wherein the fumarate is a dialkyl fumarate, a monoalkyl fumarate, a combination of a dialkyl fumarate and a monoalkyl fumarate, a prodrug of monoalkyl fumarate, a deuterated form of any of the foregoing, or a pharmaceutically acceptable salt, clathrate, solvate, tautomer, or stereoisomer of any of the foregoing, or a combination of any of the foregoing; with the proviso that ethyl hydrogen fumarate calcium salt, ethyl hydrogen fumarate magnesium salt, ethyl hydrogen fumarate zinc salt, and ethyl hydrogen fumarate copper salt are not present in the pharmaceutical composition.
67. The method of claim 65 or claim 66 which further comprises withholding treatment with the fumarate from the patient at the first sign or symptom suggestive of PML in the patient.
68. The method of any of claims 65-67 which further comprises performing a diagnostic evaluation for PML in the patient at the first sign or symptom suggestive of PML in the patient.
69. The method of claim 68 which further comprises administering a therapeutic to the patient for the treatment for the treatment of PML when the diagnostic evaluation indicates PML in the patient.
70. The method of claim 67 which further comprises instructing the patient to continue to look for new signs and symptoms suggestive of PML for approximately 6 months following discontinuation of treatment with the fumarate.
71. A method of treating a patient with multiple sclerosis comprising

- (a) administering a pharmaceutical composition comprising a fumarate to the patient; wherein the fumarate is a dialkyl fumarate, a monoalkyl fumarate, a combination of a dialkyl fumarate and a monoalkyl fumarate, a prodrug of monoalkyl fumarate, a deuterated form of any of the foregoing, or a pharmaceutically acceptable salt, clathrate, solvate, tautomer, or stereoisomer of any of the foregoing, or a combination of any of the foregoing; with the proviso that ethyl hydrogen fumarate calcium salt, ethyl hydrogen fumarate magnesium salt, ethyl hydrogen fumarate zinc salt, and ethyl hydrogen fumarate copper salt are not present in the pharmaceutical composition; and
 - (b) informing the patient that PML has occurred in a patient who received dimethyl fumarate.
72. A method of treating a patient with multiple sclerosis comprising
- (a) administering a pharmaceutical composition comprising fumarate to the patient; wherein the fumarate is a dialkyl fumarate, a monoalkyl fumarate, a combination of a dialkyl fumarate and a monoalkyl fumarate, a prodrug of monoalkyl fumarate, a deuterated form of any of the foregoing, or a pharmaceutically acceptable salt, clathrate, solvate, tautomer, or stereoisomer of any of the foregoing, or a combination of any of the foregoing; with the proviso that ethyl hydrogen fumarate calcium salt, ethyl hydrogen fumarate magnesium salt, ethyl hydrogen fumarate zinc salt, and ethyl hydrogen fumarate copper salt are not present in the pharmaceutical composition; and
 - (b) instructing the patient of the importance of contacting the patient's doctor if the patient develops any symptoms suggestive of PML.
73. The method of claim 72 which further comprises instructing the patient that typical symptoms associated with PML are diverse, progress over days to weeks, and include progressive weakness on one side of the body or clumsiness of limbs, disturbance of vision, and changes in thinking, memory, and orientation leading to confusion and personality changes.
74. The method of claim 73 which further comprises instructing the patient that progression of deficits associated with PML usually leads to death or severe disability over weeks or months.
75. A method of improving safety in treatment of a patient with multiple sclerosis comprising informing a patient with multiple sclerosis who is being treated with a pharmaceutical

composition comprising a fumarate that PML has occurred in a patient who received dimethyl fumarate; wherein the fumarate is a dialkyl fumarate, a monoalkyl fumarate, a combination of a dialkyl fumarate and a monoalkyl fumarate, a prodrug of monoalkyl fumarate, a deuterated form of any of the foregoing, or a pharmaceutically acceptable salt, clathrate, solvate, tautomer, or stereoisomer of any of the foregoing, or a combination of any of the foregoing; with the proviso that ethyl hydrogen fumarate calcium salt, ethyl hydrogen fumarate magnesium salt, ethyl hydrogen fumarate zinc salt, and ethyl hydrogen fumarate copper salt are not present in the pharmaceutical composition.

76. A method of improving safety in treatment of a patient with multiple sclerosis comprising instructing a patient with multiple sclerosis who is being treated with a pharmaceutical composition comprising a fumarate of the importance of contacting the patient's doctor if the patient develops any symptoms suggestive of PML; wherein the fumarate is a dialkyl fumarate, a monoalkyl fumarate, a combination of a dialkyl fumarate and a monoalkyl fumarate, a prodrug of monoalkyl fumarate, a deuterated form of any of the foregoing, or a pharmaceutically acceptable salt, clathrate, solvate, tautomer, or stereoisomer of any of the foregoing, or a combination of any of the foregoing; with the proviso that ethyl hydrogen fumarate calcium salt, ethyl hydrogen fumarate magnesium salt, ethyl hydrogen fumarate zinc salt, and ethyl hydrogen fumarate copper salt are not present in the pharmaceutical composition.
77. The method of claim 76 which further comprises instructing the patient that typical symptoms associated with PML are diverse, progress over days to weeks, and include progressive weakness on one side of the body or clumsiness of limbs, disturbance of vision, and changes in thinking, memory, and orientation leading to confusion and personality changes.
78. The method of claim 77 which further comprises instructing the patient that progression of deficits associated with PML usually leads to death or severe disability over weeks or months.
79. The method of claim 68, wherein the diagnostic evaluation comprises a test for the presence of JC viral DNA in the cerebrospinal fluid of the patient.

80. The method of any of claims 65-70, 72, 74, 76, and 79, wherein the sign or symptom suggestive of PML is selected from the group consisting of progressive weakness on one side of the body or clumsiness of limbs, disturbance of vision, and changes in thinking, memory, and orientation leading to confusion and personality changes.
81. The method of any of claims 65, 71-74, and claims dependent on any of the foregoing, wherein the administering is done orally.
82. The method of any of claims 65-81, wherein the pharmaceutical composition comprises a therapeutically effective amount of the fumarate and a pharmaceutically acceptable carrier.
83. The method of claim 82, wherein the pharmaceutical composition is in the form of a tablet or a capsule.
84. The method of claim 82, wherein the pharmaceutical composition is in the form of an enterically coated tablet.
85. The method of claim 82, wherein the pharmaceutical composition is in the form of a capsule containing enterically coated microtablets.
86. The method of any of claims 65-85, wherein the fumarate is dimethyl fumarate and/or monomethyl fumarate.
87. The method of claim 86, wherein the fumarate is dimethyl fumarate.
88. The method of claim 81, wherein the administering is of 240 mg twice daily of dimethyl fumarate.
89. The method of claim 81, wherein the administering is of 120 mg dimethyl fumarate twice daily for 7 days, followed by 240 mg dimethyl fumarate twice daily as a maintenance dose.
90. The method of claim 81, wherein the administering is of not greater than 720 mg daily total fumarates.
91. The method of claim 81, wherein the administering is of not greater than 480 mg daily total fumarates.
92. The method of any of claims 82 and 87-91, wherein the pharmaceutical composition consists essentially of dimethyl fumarate.
93. The method of any of claims 88-92, wherein the pharmaceutical composition is in the form of a tablet or a capsule.

94. The method of any of claims 88-92, wherein the pharmaceutical composition is in the form of an enterically coated tablet.
95. The method of any of claims 88-92, wherein the pharmaceutical composition is in the form of a capsule containing enterically coated microtablets.
96. The method of any of claims 65-95, wherein the multiple sclerosis is a relapsing form of multiple sclerosis.
97. A method of treating a patient with multiple sclerosis comprising
 - (a) administering a pharmaceutical composition consisting essentially of dimethyl fumarate and/or monomethyl fumarate to the patient; and
 - (b) monitoring the patient for a sign or symptom suggestive of PML in the patient.
98. A method of improving safety in treatment of a patient with multiple sclerosis comprising monitoring a patient with multiple sclerosis who is being treated with a pharmaceutical composition consisting essentially of dimethyl fumarate and/or monomethyl fumarate for a sign or symptom suggestive of PML in the patient.
99. The method of claim 97 or claim 98 which further comprises withholding treatment with the pharmaceutical composition from the patient at the first sign or symptom suggestive of PML in the patient.
100. The method of any of claims 97-99 which further comprises performing a diagnostic evaluation for PML in the patient at the first sign or symptom suggestive of PML in the patient.
101. The method of claim 100 which further comprises administering a therapeutic to the patient for the treatment for the treatment of PML when the diagnostic evaluation indicates PML in the patient.
102. The method of claim 99 which further comprises instructing the patient to continue to look for new signs and symptoms suggestive of PML for approximately 6 months following discontinuation of treatment with the pharmaceutical composition.
103. A method of treating a patient with multiple sclerosis comprising
 - (a) administering a pharmaceutical composition consisting essentially of dimethyl fumarate and/or monomethyl fumarate to the patient; and
 - (b) informing the patient that PML has occurred in a patient who received dimethyl fumarate.

104. A method of treating a patient with multiple sclerosis comprising
 - (a) administering a pharmaceutical composition consisting essentially of dimethyl fumarate and/or monomethyl fumarate to the patient; and
 - (b) instructing the patient of the importance of contacting the patient's doctor if the patient develops any symptoms suggestive of PML.
105. The method of claim 104 which further comprises instructing the patient that typical symptoms associated with PML are diverse, progress over days to weeks, and include progressive weakness on one side of the body or clumsiness of limbs, disturbance of vision, and changes in thinking, memory, and orientation leading to confusion and personality changes.
106. The method of claim 105 which further comprises instructing the patient that progression of deficits associated with PML usually leads to death or severe disability over weeks or months.
107. A method of improving safety in treatment of a patient with multiple sclerosis comprising informing a patient with multiple sclerosis who is being treated with a pharmaceutical composition consisting essentially of dimethyl fumarate and/or monomethyl fumarate that PML has occurred in a patient who received dimethyl fumarate.
108. A method of improving safety in treatment of a patient with multiple sclerosis comprising instructing a patient with multiple sclerosis who is being treated with a pharmaceutical composition consisting essentially of dimethyl fumarate and/or monomethyl fumarate of the importance of contacting the patient's doctor if the patient develops any symptoms suggestive of PML.
109. The method of claim 108 which further comprises instructing the patient that typical symptoms associated with PML are diverse, progress over days to weeks, and include progressive weakness on one side of the body or clumsiness of limbs, disturbance of vision, and changes in thinking, memory, and orientation leading to confusion and personality changes.
110. The method of claim 109 which further comprises instructing the patient that progression of deficits associated with PML usually leads to death or severe disability over weeks or months.

111. The method of claim 100, wherein the diagnostic evaluation comprises a test for the presence of JC viral DNA in the cerebrospinal fluid of the patient.
112. The method of any of claims 97-102, 104, 106, 108, and 111, wherein the sign or symptom suggestive of PML is selected from the group consisting of progressive weakness on one side of the body or clumsiness of limbs, disturbance of vision, and changes in thinking, memory, and orientation leading to confusion and personality changes.
113. The method of any of claims 97, 103-106, and claims dependent on any of the foregoing, wherein the administering is done orally.
114. The method of any of claims 97-113, wherein the pharmaceutical composition comprises a pharmaceutically acceptable carrier.
115. The method of claim 114, wherein the pharmaceutical composition is in the form of a tablet or a capsule.
116. The method of claim 114, wherein the pharmaceutical composition is in the form of an enterically coated tablet.
117. The method of claim 114, wherein the pharmaceutical composition is in the form of a capsule containing enterically coated microtablets.
118. The method of any of claims 97-117, wherein the pharmaceutical composition consists essentially of dimethyl fumarate.
119. The method of claim 113, wherein the administering is of 240 mg twice daily of dimethyl fumarate.
120. The method of claim 113, wherein the administering is of 120 mg dimethyl fumarate twice daily for 7 days, followed by 240 mg dimethyl fumarate twice daily as a maintenance dose.
121. The method of claim 119 or 120, wherein the pharmaceutical composition consists essentially of dimethyl fumarate.
122. The method of claim 113, wherein the administering is of not greater than 720 mg daily total fumarates.
123. The method of claim 113, wherein the administering is of not greater than 480 mg daily total fumarates.

124. The method of claim 113, wherein the pharmaceutical composition consists essentially of dimethyl fumarate, and the administering is of not greater than 720 mg daily dimethyl fumarate.
125. The method of claim 113, wherein the pharmaceutical composition consists essentially of dimethyl fumarate, and the administering is of not greater than 480 mg daily dimethyl fumarate.
126. The method of any of claims 119-125, wherein the pharmaceutical composition is in the form of a tablet or a capsule.
127. The method of any of claims 119-125, wherein the pharmaceutical composition is in the form of an enterically coated tablet.
128. The method of any of claims 119-125, wherein the pharmaceutical composition is in the form of a capsule containing enterically coated microtablets.
129. The method of any of claims 97-128, wherein the multiple sclerosis is a relapsing form of multiple sclerosis.
130. A method of treating a patient with multiple sclerosis comprising
 - (a) administering a pharmaceutical composition comprising a fumarate to the patient; wherein the fumarate is a dialkyl fumarate, a monoalkyl fumarate, a combination of a dialkyl fumarate and a monoalkyl fumarate, a prodrug of monoalkyl fumarate, a deuterated form of any of the foregoing, or a clathrate, solvate, tautomer, or stereoisomer of any of the foregoing, or a combination of any of the foregoing; with the proviso that a fumarate salt is not present in the pharmaceutical composition; and
 - (b) obtaining a complete blood count including lymphocyte count after 6 months of repeated administering of said pharmaceutical composition to said patient, and every 6 to 12 months thereafter.
131. The method of claim 130, which further comprises interrupting administering of said pharmaceutical composition to said patient when the patient has a lymphocyte count less than $0.5 \times 10^9/\text{L}$ persisting for more than six months.
132. The method of claim 131, which further comprises measuring lymphocyte count in said patient until lymphopenia is resolved in said patient.
133. The method of any of claims 130-132, wherein the administering is done orally.

134. The method of any of claims 130-133, wherein the pharmaceutical composition comprises a therapeutically effective amount of the fumarate and a pharmaceutically acceptable carrier.
135. The method of claim 134, wherein the pharmaceutical composition is in the form of a tablet or a capsule.
136. The method of claim 134, wherein the pharmaceutical composition is in the form of an enterically coated tablet.
137. The method of claim 134, wherein the pharmaceutical composition is in the form of a capsule containing enterically coated microtablets.
138. The method of any of claims 130-137, wherein the fumarate is dimethyl fumarate and/or monomethyl fumarate.
139. The method of claim 138, wherein the fumarate is dimethyl fumarate.
140. The method of claim 133, wherein the administering is of 240 mg twice daily of dimethyl fumarate.
141. The method of claim 133, wherein the administering is of 120 mg dimethyl fumarate twice daily for 7 days, followed by 240 mg dimethyl fumarate twice daily as a maintenance dose.
142. The method of claim 133, wherein the administering is of not greater than 720 mg daily total fumarates.
143. The method of claim 133, wherein the administering is of not greater than 480 mg daily total fumarates.
144. The method of any of claims 134 and 139-143, wherein the pharmaceutical composition consists essentially of dimethyl fumarate.
145. The method of any of claims 140-144, wherein the pharmaceutical composition is in the form of a tablet or a capsule.
146. The method of any of claims 140-144, wherein the pharmaceutical composition is in the form of an enterically coated tablet.
147. The method of any of claims 140-144, wherein the pharmaceutical composition is in the form of a capsule containing enterically coated microtablets.
148. The method of any of claims 130-147, wherein the multiple sclerosis is a relapsing form of multiple sclerosis.

149. A method of treating a patient with multiple sclerosis comprising
- (a) administering a pharmaceutical composition comprising a fumarate to the patient; wherein the fumarate is a dialkyl fumarate, a monoalkyl fumarate, a combination of a dialkyl fumarate and a monoalkyl fumarate, a prodrug of monoalkyl fumarate, a deuterated form of any of the foregoing, or a pharmaceutically acceptable salt, clathrate, solvate, tautomer, or stereoisomer of any of the foregoing, or a combination of any of the foregoing; with the proviso that an ethyl hydrogen fumarate salt is not present in the pharmaceutical composition; and
 - (b) obtaining a complete blood count including lymphocyte count after 6 months of repeated administering of said pharmaceutical composition to said patient, and every 6 to 12 months thereafter.
150. The method of claim 149, which further comprises interrupting administering of said pharmaceutical composition to said patient when the patient has a lymphocyte count less than $0.5 \times 10^9/L$ persisting for more than six months.
151. The method of claim 150, which further comprises measuring lymphocyte count in said patient until lymphopenia is resolved in said patient.
152. The method of any of claims 149-151, wherein the administering is done orally.
153. The method of any of claims 149-152, wherein the pharmaceutical composition comprises a therapeutically effective amount of the fumarate and a pharmaceutically acceptable carrier.
154. The method of claim 153, wherein the pharmaceutical composition is in the form of a tablet or a capsule.
155. The method of claim 153, wherein the pharmaceutical composition is in the form of an enterically coated tablet.
156. The method of claim 153, wherein the pharmaceutical composition is in the form of a capsule containing enterically coated microtablets.
157. The method of any of claims 149-156, wherein the fumarate is dimethyl fumarate and/or monomethyl fumarate.
158. The method of claim 157, wherein the fumarate is dimethyl fumarate.
159. The method of claim 152, wherein the administering is of 240 mg twice daily of dimethyl fumarate.

160. The method of claim 152, wherein the administering is of 120 mg dimethyl fumarate twice daily for 7 days, followed by 240 mg dimethyl fumarate twice daily as a maintenance dose.
161. The method of claim 152, wherein the administering is of not greater than 720 mg daily total fumarates.
162. The method of claim 152, wherein the administering is of not greater than 480 mg daily total fumarates.
163. The method of any of claims 153 and 158-162, wherein the pharmaceutical composition consists essentially of dimethyl fumarate.
164. The method of any of claims 159-163, wherein the pharmaceutical composition is in the form of a tablet or a capsule.
165. The method of any of claims 159-163, wherein the pharmaceutical composition is in the form of an enterically coated tablet.
166. The method of any of claims 159-163, wherein the pharmaceutical composition is in the form of a capsule containing enterically coated microtablets.
167. The method of any of claims 149-166, wherein the multiple sclerosis is a relapsing form of multiple sclerosis.
168. A method of treating a patient with multiple sclerosis comprising
 - (a) administering a pharmaceutical composition comprising a fumarate to the patient; wherein the fumarate is a dialkyl fumarate, a monoalkyl fumarate, a combination of a dialkyl fumarate and a monoalkyl fumarate, a prodrug of monoalkyl fumarate, a deuterated form of any of the foregoing, or a pharmaceutically acceptable salt, clathrate, solvate, tautomer, or stereoisomer of any of the foregoing, or a combination of any of the foregoing; with the proviso that ethyl hydrogen fumarate calcium salt, ethyl hydrogen fumarate magnesium salt, ethyl hydrogen fumarate zinc salt, and ethyl hydrogen fumarate copper salt are not present in the pharmaceutical composition; and
 - (b) obtaining a complete blood count including lymphocyte count after 6 months of repeated administering of said pharmaceutical composition to said patient, and every 6 to 12 months thereafter.

169. The method of claim 168, which further comprises interrupting administering of said pharmaceutical composition to said patient when the patient has a lymphocyte count less than $0.5 \times 10^9/L$ persisting for more than six months.
170. The method of claim 169, which further comprises measuring lymphocyte count in said patient until lymphopenia is resolved in said patient.
171. The method of any of claims 168-170, wherein the administering is done orally.
172. The method of any of claims 168-171, wherein the pharmaceutical composition comprises a therapeutically effective amount of the fumarate and a pharmaceutically acceptable carrier.
173. The method of claim 172, wherein the pharmaceutical composition is in the form of a tablet or a capsule.
174. The method of claim 172, wherein the pharmaceutical composition is in the form of an enterically coated tablet.
175. The method of claim 172, wherein the pharmaceutical composition is in the form of a capsule containing enterically coated microtablets.
176. The method of any of claims 168-175, wherein the fumarate is dimethyl fumarate and/or monomethyl fumarate.
177. The method of claim 176, wherein the fumarate is dimethyl fumarate.
178. The method of claim 171, wherein the administering is of 240 mg twice daily of dimethyl fumarate.
179. The method of claim 171, wherein the administering is of 120 mg dimethyl fumarate twice daily for 7 days, followed by 240 mg dimethyl fumarate twice daily as a maintenance dose.
180. The method of claim 171, wherein the administering is of not greater than 720 mg daily total fumarates.
181. The method of claim 171, wherein the administering is of not greater than 480 mg daily total fumarates.
182. The method of any of claims 172 and 177-181, wherein the pharmaceutical composition consists essentially of dimethyl fumarate.
183. The method of any of claims 178-182, wherein the pharmaceutical composition is in the form of a tablet or a capsule.

184. The method of any of claims 178-182, wherein the pharmaceutical composition is in the form of an enterically coated tablet.
185. The method of any of claims 178-182, wherein the pharmaceutical composition is in the form of a capsule containing enterically coated microtablets.
186. The method of any of claims 168-185, wherein the multiple sclerosis is a relapsing form of multiple sclerosis.
187. A method of treating a patient with multiple sclerosis comprising
 - (a) administering a pharmaceutical composition consisting essentially of dimethyl fumarate and/or monomethyl fumarate to the patient; and
 - (b) obtaining a complete blood count including lymphocyte count after 6 months of repeated administering of said pharmaceutical composition to said patient, and every 6 to 12 months thereafter.
188. The method of claim 187, which further comprises interrupting administering of said pharmaceutical composition to said patient when the patient has a lymphocyte count less than $0.5 \times 10^9/\text{L}$ persisting for more than six months.
189. The method of claim 188, which further comprises measuring lymphocyte count in said patient until lymphopenia is resolved in said patient.
190. The method of any of claims 187-189, wherein the administering is done orally.
191. The method of any of claims 187-190, wherein the pharmaceutical composition comprises a therapeutically effective amount of the fumarate and a pharmaceutically acceptable carrier.
192. The method of claim 191, wherein the pharmaceutical composition is in the form of a tablet or a capsule.
193. The method of claim 191, wherein the pharmaceutical composition is in the form of an enterically coated tablet.
194. The method of claim 191, wherein the pharmaceutical composition is in the form of a capsule containing enterically coated microtablets.
195. The method of any of claims 187-194, wherein the fumarate is dimethyl fumarate and/or monomethyl fumarate.
196. The method of claim 195, wherein the fumarate is dimethyl fumarate.

197. The method of claim 190, wherein the administering is of 240 mg twice daily of dimethyl fumarate.
198. The method of claim 190, wherein the administering is of 120 mg dimethyl fumarate twice daily for 7 days, followed by 240 mg dimethyl fumarate twice daily as a maintenance dose.
199. The method of claim 190, wherein the administering is of not greater than 720 mg daily total fumarates.
200. The method of claim 190, wherein the administering is of not greater than 480 mg daily total fumarates.
201. The method of any of claims 191 and 196-200, wherein the pharmaceutical composition consists essentially of dimethyl fumarate.
202. The method of any of claims 197-201, wherein the pharmaceutical composition is in the form of a tablet or a capsule.
203. The method of any of claims 197-201, wherein the pharmaceutical composition is in the form of an enterically coated tablet.
204. The method of any of claims 197-201, wherein the pharmaceutical composition is in the form of a capsule containing enterically coated microtablets.
205. The method of any of claims 187-204, wherein the multiple sclerosis is a relapsing form of multiple sclerosis.
206. A method of treating a patient with multiple sclerosis comprising:
 - (a) prior to initiating treatment of the patient with a pharmaceutical composition comprising a fumarate: (i) performing a complete blood count including lymphocyte count; and (ii) if the lymphocyte count is found to be below the normal range, considering alternative causes of lymphopenia, and taking corrective measures as appropriate regarding said alternative causes; and
 - (b) administering said pharmaceutical composition to the patient, wherein the fumarate is a dialkyl fumarate, a monoalkyl fumarate, a combination of a dialkyl fumarate and a monoalkyl fumarate, a prodrug of monoalkyl fumarate, a deuterated form of any of the foregoing, or a clathrate, solvate, tautomer, or stereoisomer of any of the foregoing, or a combination of any of the

foregoing; with the proviso that a fumarate salt is not present in the pharmaceutical composition.

207. A method of treating a patient with multiple sclerosis comprising:
- (a) repeatedly administering a pharmaceutical composition comprising a fumarate to the patient; wherein the fumarate is a dialkyl fumarate, a monoalkyl fumarate, a combination of a dialkyl fumarate and a monoalkyl fumarate, a prodrug of monoalkyl fumarate, a deuterated form of any of the foregoing, or a clathrate, solvate, tautomer, or stereoisomer of any of the foregoing, or a combination of any of the foregoing; with the proviso that a fumarate salt is not present in the pharmaceutical composition; and
 - (b) obtaining a complete blood count including lymphocyte count every 3 months after starting therapy of said patient with said pharmaceutical composition.
208. The method of claim 207, which further comprises discontinuing administering of said pharmaceutical composition to said patient when the patient has a lymphocyte count less than $0.7 \times 10^9/\text{L}$ that is confirmed on repeat testing after 3 months.
209. A method of treating a patient with multiple sclerosis comprising
- (a) administering a pharmaceutical composition comprising a fumarate to the patient; wherein the fumarate is a dialkyl fumarate, a monoalkyl fumarate, a combination of a dialkyl fumarate and a monoalkyl fumarate, a prodrug of monoalkyl fumarate, a deuterated form of any of the foregoing, or a clathrate, solvate, tautomer, or stereoisomer of any of the foregoing, or a combination of any of the foregoing; with the proviso that a fumarate salt is not present in the pharmaceutical composition; and
 - (b) monitoring the patient closely for signs or symptoms of appearance of new neurological dysfunction if the patient experiences lymphopenia after administering of said pharmaceutical composition.
210. A method of improving safety in treatment of a patient with multiple sclerosis comprising monitoring a patient with multiple sclerosis who is being treated with a pharmaceutical composition comprising a fumarate, and who experiences lymphopenia, for signs or symptoms of appearance of new neurological dysfunction; wherein the fumarate is a dialkyl fumarate, a monoalkyl fumarate, a combination of a dialkyl fumarate and a

- monoalkyl fumarate, a prodrug of monoalkyl fumarate, a deuterated form of any of the foregoing, or a clathrate, solvate, tautomer, or stereoisomer of any of the foregoing, or a combination of any of the foregoing; with the proviso that a fumarate salt is not present in the pharmaceutical composition.
211. The method of claim 209 or 210 wherein the signs or symptoms comprise motor dysfunction and cognitive or psychiatric symptoms.
212. The method of any one of claims 209-211 which further comprises:
if PML is suspected, withholding treatment with said pharmaceutical composition immediately and performing further evaluations.
213. A method of treating multiple sclerosis in a patient who is being treated with a multiple sclerosis disease-modifying therapy other than a pharmaceutical composition comprising a fumarate; wherein the fumarate is a dialkyl fumarate, a monoalkyl fumarate, a combination of a dialkyl fumarate and a monoalkyl fumarate, a prodrug of monoalkyl fumarate, a deuterated form of any of the foregoing, or a clathrate, solvate, tautomer, or stereoisomer of any of the foregoing, or a combination of any of the foregoing; with the proviso that a fumarate salt is not present in the pharmaceutical composition; said method comprising the following steps in the stated order:
- (a) stopping administration of said multiple sclerosis disease-modifying therapy to said patient;
 - (b) considering the half-life and mode of action of said multiple sclerosis disease-modifying therapy in order to avoid an additive immune effect whilst at the same time minimizing the risk of disease reactivation; and
 - (c) administering the pharmaceutical composition comprising the fumarate to the patient.
214. A method of treating multiple sclerosis in a patient who is being treated with interferon or glatiramer acetate, said method comprising:
- (a) discontinuing administration of interferon or glatiramer acetate to the patient; and
 - (b) immediately after said discontinuing, starting administering to the patient of a pharmaceutical composition comprising a fumarate; wherein the fumarate is a dialkyl fumarate, a monoalkyl fumarate, a combination of a dialkyl fumarate

and a monoalkyl fumarate, a prodrug of monoalkyl fumarate, a deuterated form of any of the foregoing, or a clathrate, solvate, tautomer, or stereoisomer of any of the foregoing, or a combination of any of the foregoing; with the proviso that a fumarate salt is not present in the pharmaceutical composition.

215. The method of claim 213 or 214, wherein the method further comprises performing an MRI on the patient before said starting administering to the patient of the pharmaceutical composition comprising the fumarate.
216. A method of treating a patient with multiple sclerosis comprising:
- (a) administering a pharmaceutical composition comprising a fumarate to the patient; wherein the fumarate is a dialkyl fumarate, a monoalkyl fumarate, a combination of a dialkyl fumarate and a monoalkyl fumarate, a prodrug of monoalkyl fumarate, a deuterated form of any of the foregoing, or a clathrate, solvate, tautomer, or stereoisomer of any of the foregoing, or a combination of any of the foregoing; with the proviso that a fumarate salt is not present in the pharmaceutical composition; and
 - (b) prior to the initial administering of the pharmaceutical composition comprising the fumarate to the patient, and periodically during treatment of said patient with said pharmaceutical composition comprising the fumarate, having a blood test done to count the number of white blood cells in the patient; and
 - (c) considering stopping said treatment with said pharmaceutical composition comprising the fumarate if the number of white blood cells decreases during said treatment.
217. The method of any of claims 206, 207, 209, 213, 214, or 216, wherein the administering of said pharmaceutical composition is done orally.
218. The method of any of claims 206-217, wherein the pharmaceutical composition comprises a therapeutically effective amount of the fumarate and a pharmaceutically acceptable carrier.
219. The method of claim 218, wherein the pharmaceutical composition is in the form of a tablet or a capsule.

220. The method of claim 218, wherein the pharmaceutical composition is in the form of an enterically coated tablet.
221. The method of claim 218, wherein the pharmaceutical composition is in the form of a capsule containing enterically coated microtablets.
222. The method of any of claims 206-221, wherein the fumarate is dimethyl fumarate and/or monomethyl fumarate.
223. The method of claim 222, wherein the fumarate is dimethyl fumarate.
224. The method of claim 217, wherein the administering is of 240 mg twice daily of dimethyl fumarate.
225. The method of claim 217, wherein the administering is of 120 mg dimethyl fumarate twice daily for 7 days, followed by 240 mg dimethyl fumarate twice daily as a maintenance dose.
226. The method of claim 217, wherein the administering is of not greater than 720 mg daily total fumarates.
227. The method of claim 217, wherein the administering is of not greater than 480 mg daily total fumarates.
228. The method of any of claims 218 and 223-227, wherein the pharmaceutical composition consists essentially of dimethyl fumarate.
229. The method of any of claims 224-228, wherein the pharmaceutical composition is in the form of a tablet or a capsule.
230. The method of any of claims 224-228, wherein the pharmaceutical composition is in the form of an enterically coated tablet.
231. The method of any of claims 224-228, wherein the pharmaceutical composition is in the form of a capsule containing enterically coated microtablets.
232. The method of any of claims 206-231, wherein the multiple sclerosis is a relapsing form of multiple sclerosis.
233. A method of treating a patient with multiple sclerosis comprising:
 - (a) prior to initiating treatment of the patient with a pharmaceutical composition comprising a fumarate: (i) performing a complete blood count including lymphocyte count; and (ii) if the lymphocyte count is found to be below the

- normal range, considering alternative causes of lymphopenia, and taking corrective measures as appropriate regarding said alternative causes; and
- (b) administering said pharmaceutical composition to the patient, wherein the fumarate is a dialkyl fumarate, a monoalkyl fumarate, a combination of a dialkyl fumarate and a monoalkyl fumarate, a prodrug of monoalkyl fumarate, a deuterated form of any of the foregoing, or a pharmaceutically acceptable salt, clathrate, solvate, tautomer, or stereoisomer of any of the foregoing, or a combination of any of the foregoing; with the proviso that an ethyl hydrogen fumarate salt is not present in the pharmaceutical composition.
234. A method of treating a patient with multiple sclerosis comprising:
- (a) repeatedly administering a pharmaceutical composition comprising a fumarate to the patient; wherein the fumarate is a dialkyl fumarate, a monoalkyl fumarate, a combination of a dialkyl fumarate and a monoalkyl fumarate, a prodrug of monoalkyl fumarate, a deuterated form of any of the foregoing, or a pharmaceutically acceptable salt, clathrate, solvate, tautomer, or stereoisomer of any of the foregoing, or a combination of any of the foregoing; with the proviso that an ethyl hydrogen fumarate salt is not present in the pharmaceutical composition; and
- (b) obtaining a complete blood count including lymphocyte count every 3 months after starting therapy of said patient with said pharmaceutical composition.
235. The method of claim 234, which further comprises discontinuing administering of said pharmaceutical composition to said patient when the patient has a lymphocyte count less than $0.7 \times 10^9/\text{L}$ that is confirmed on repeat testing after 3 months.
236. A method of treating a patient with multiple sclerosis comprising
- (a) administering a pharmaceutical composition comprising a fumarate to the patient; wherein the fumarate is a dialkyl fumarate, a monoalkyl fumarate, a combination of a dialkyl fumarate and a monoalkyl fumarate, a prodrug of monoalkyl fumarate, a deuterated form of any of the foregoing, or a pharmaceutically acceptable salt, clathrate, solvate, tautomer, or stereoisomer of any of the foregoing, or a combination of any of the foregoing; with the

- proviso that an ethyl hydrogen fumarate salt is not present in the pharmaceutical composition; and
- (b) monitoring the patient closely for signs or symptoms of appearance of new neurological dysfunction if the patient experiences lymphopenia after administering of said pharmaceutical composition.
237. A method of improving safety in treatment of a patient with multiple sclerosis comprising monitoring a patient with multiple sclerosis who is being treated with a pharmaceutical composition comprising a fumarate, and who experiences lymphopenia, for signs or symptoms of appearance of new neurological dysfunction; wherein the fumarate is a dialkyl fumarate, a monoalkyl fumarate, a combination of a dialkyl fumarate and a monoalkyl fumarate, a prodrug of monoalkyl fumarate, a deuterated form of any of the foregoing, or a pharmaceutically acceptable salt, clathrate, solvate, tautomer, or stereoisomer of any of the foregoing, or a combination of any of the foregoing; with the proviso that an ethyl hydrogen fumarate salt is not present in the pharmaceutical composition.
238. The method of claim 236 or 237 wherein the signs or symptoms comprise motor dysfunction and cognitive or psychiatric symptoms.
239. The method of any one of claims 236-238 which further comprises:
- if PML is suspected, withholding treatment with said pharmaceutical composition immediately and performing further evaluations.
240. A method of treating multiple sclerosis in a patient who is being treated with a multiple sclerosis disease-modifying therapy other than a pharmaceutical composition comprising a fumarate; wherein the fumarate is a dialkyl fumarate, a monoalkyl fumarate, a combination of a dialkyl fumarate and a monoalkyl fumarate, a prodrug of monoalkyl fumarate, a deuterated form of any of the foregoing, or a pharmaceutically acceptable salt, clathrate, solvate, tautomer, or stereoisomer of any of the foregoing, or a combination of any of the foregoing; with the proviso that an ethyl hydrogen fumarate salt is not present in the pharmaceutical composition; said method comprising the following steps in the stated order:
- (a) stopping administration of said multiple sclerosis disease-modifying therapy to said patient;

- (b) considering the half-life and mode of action of said multiple sclerosis disease-modifying therapy in order to avoid an additive immune effect whilst at the same time minimizing the risk of disease reactivation; and
 - (c) administering the pharmaceutical composition comprising the fumarate to the patient.
241. A method of treating multiple sclerosis in a patient who is being treated with interferon or glatiramer acetate, said method comprising:
- (a) discontinuing administration of interferon or glatiramer acetate to the patient; and
 - (b) immediately after said discontinuing, starting administering to the patient of a pharmaceutical composition comprising a fumarate; wherein the fumarate is a dialkyl fumarate, a monoalkyl fumarate, a combination of a dialkyl fumarate and a monoalkyl fumarate, a prodrug of monoalkyl fumarate, a deuterated form of any of the foregoing, or a pharmaceutically acceptable salt, clathrate, solvate, tautomer, or stereoisomer of any of the foregoing, or a combination of any of the foregoing; with the proviso that an ethyl hydrogen fumarate salt is not present in the pharmaceutical composition.
242. The method of claim 240 or 241, wherein the method further comprises performing an MRI on the patient before said starting administering to the patient of the pharmaceutical composition comprising the fumarate.
243. A method of treating a patient with multiple sclerosis comprising:
- (a) administering a pharmaceutical composition comprising a fumarate to the patient; wherein the fumarate is a dialkyl fumarate, a monoalkyl fumarate, a combination of a dialkyl fumarate and a monoalkyl fumarate, a prodrug of monoalkyl fumarate, a deuterated form of any of the foregoing, or a pharmaceutically acceptable salt, clathrate, solvate, tautomer, or stereoisomer of any of the foregoing, or a combination of any of the foregoing; with the proviso that an ethyl hydrogen fumarate salt is not present in the pharmaceutical composition; and
 - (b) prior to the initial administering of the pharmaceutical composition comprising the fumarate to the patient, and periodically during treatment of

said patient with said pharmaceutical composition comprising the fumarate, having a blood test done to count the number of white blood cells in the patient; and

- (c) considering stopping said treatment with said pharmaceutical composition comprising the fumarate if the number of white blood cells decreases during said treatment.

244. The method of any of claims 233, 234, 236, 240, 241, or 243, wherein the administering of said pharmaceutical composition is done orally.
245. The method of any of claims 233-244, wherein the pharmaceutical composition comprises a therapeutically effective amount of the fumarate and a pharmaceutically acceptable carrier.
246. The method of claim 245, wherein the pharmaceutical composition is in the form of a tablet or a capsule.
247. The method of claim 245, wherein the pharmaceutical composition is in the form of an enterically coated tablet.
248. The method of claim 245, wherein the pharmaceutical composition is in the form of a capsule containing enterically coated microtablets.
249. The method of any of claims 233-248, wherein the fumarate is dimethyl fumarate and/or monomethyl fumarate.
250. The method of claim 249, wherein the fumarate is dimethyl fumarate.
251. The method of claim 244, wherein the administering is of 240 mg twice daily of dimethyl fumarate.
252. The method of claim 244, wherein the administering is of 120 mg dimethyl fumarate twice daily for 7 days, followed by 240 mg dimethyl fumarate twice daily as a maintenance dose.
253. The method of claim 244, wherein the administering is of not greater than 720 mg daily total fumarates.
254. The method of claim 244, wherein the administering is of not greater than 480 mg daily total fumarates.
255. The method of any of claims 245 and 250-254, wherein the pharmaceutical composition consists essentially of dimethyl fumarate.

256. The method of any of claims 251-255, wherein the pharmaceutical composition is in the form of a tablet or a capsule.
257. The method of any of claims 251-255, wherein the pharmaceutical composition is in the form of an enterically coated tablet.
258. The method of any of claims 251-255, wherein the pharmaceutical composition is in the form of a capsule containing enterically coated microtablets.
259. The method of any of claims 233-258, wherein the multiple sclerosis is a relapsing form of multiple sclerosis.
260. A method of treating a patient with multiple sclerosis comprising:
- (a) prior to initiating treatment of the patient with a pharmaceutical composition comprising a fumarate: (i) performing a complete blood count including lymphocyte count; and (ii) if the lymphocyte count is found to be below the normal range, considering alternative causes of lymphopenia, and taking corrective measures as appropriate regarding said alternative causes; and
 - (b) administering said pharmaceutical composition to the patient, wherein the fumarate is a dialkyl fumarate, a monoalkyl fumarate, a combination of a dialkyl fumarate and a monoalkyl fumarate, a prodrug of monoalkyl fumarate, a deuterated form of any of the foregoing, or a pharmaceutically acceptable salt, clathrate, solvate, tautomer, or stereoisomer of any of the foregoing, or a combination of any of the foregoing; with the proviso that ethyl hydrogen fumarate calcium salt, ethyl hydrogen fumarate magnesium salt, ethyl hydrogen fumarate zinc salt, and ethyl hydrogen fumarate copper salt are not present in the pharmaceutical composition.
261. A method of treating a patient with multiple sclerosis comprising:
- (a) repeatedly administering a pharmaceutical composition comprising a fumarate to the patient; wherein the fumarate is a dialkyl fumarate, a monoalkyl fumarate, a combination of a dialkyl fumarate and a monoalkyl fumarate, a prodrug of monoalkyl fumarate, a deuterated form of any of the foregoing, or a pharmaceutically acceptable salt, clathrate, solvate, tautomer, or stereoisomer of any of the foregoing, or a combination of any of the foregoing; with the proviso that ethyl hydrogen fumarate calcium salt, ethyl

- hydrogen fumarate magnesium salt, ethyl hydrogen fumarate zinc salt, and ethyl hydrogen fumarate copper salt are not present in the pharmaceutical composition; and
- (b) obtaining a complete blood count including lymphocyte count every 3 months after starting therapy of said patient with said pharmaceutical composition.
262. The method of claim 261, which further comprises discontinuing administering of said pharmaceutical composition to said patient when the patient has a lymphocyte count less than $0.7 \times 10^9/L$ that is confirmed on repeat testing after 3 months.
263. A method of treating a patient with multiple sclerosis comprising
- (a) administering a pharmaceutical composition comprising a fumarate to the patient; wherein the fumarate is a dialkyl fumarate, a monoalkyl fumarate, a combination of a dialkyl fumarate and a monoalkyl fumarate, a prodrug of monoalkyl fumarate, a deuterated form of any of the foregoing, or a pharmaceutically acceptable salt, clathrate, solvate, tautomer, or stereoisomer of any of the foregoing, or a combination of any of the foregoing; with the proviso that ethyl hydrogen fumarate calcium salt, ethyl hydrogen fumarate magnesium salt, ethyl hydrogen fumarate zinc salt, and ethyl hydrogen fumarate copper salt are not present in the pharmaceutical composition; and
- (b) monitoring the patient closely for signs or symptoms of appearance of new neurological dysfunction if the patient experiences lymphopenia after administering of said pharmaceutical composition.
264. A method of improving safety in treatment of a patient with multiple sclerosis comprising monitoring a patient with multiple sclerosis who is being treated with a pharmaceutical composition comprising a fumarate, and who experiences lymphopenia, for signs or symptoms of appearance of new neurological dysfunction; wherein the fumarate is a dialkyl fumarate, a monoalkyl fumarate, a combination of a dialkyl fumarate and a monoalkyl fumarate, a prodrug of monoalkyl fumarate, a deuterated form of any of the foregoing, or a pharmaceutically acceptable salt, clathrate, solvate, tautomer, or stereoisomer of any of the foregoing, or a combination of any of the foregoing; with the proviso that ethyl hydrogen fumarate calcium salt, ethyl hydrogen fumarate magnesium

- salt, ethyl hydrogen fumarate zinc salt, and ethyl hydrogen fumarate copper salt are not present in the pharmaceutical composition.
265. The method of claim 263 or 264 wherein the signs or symptoms comprise motor dysfunction and cognitive or psychiatric symptoms.
266. The method of any one of claims 263-265 which further comprises:
if PML is suspected, withholding treatment with said pharmaceutical composition immediately and performing further evaluations.
267. A method of treating multiple sclerosis in a patient who is being treated with a multiple sclerosis disease-modifying therapy other than a pharmaceutical composition comprising a fumarate; wherein the fumarate is a dialkyl fumarate, a monoalkyl fumarate, a combination of a dialkyl fumarate and a monoalkyl fumarate, a prodrug of monoalkyl fumarate, a deuterated form of any of the foregoing, or a pharmaceutically acceptable salt, clathrate, solvate, tautomer, or stereoisomer of any of the foregoing, or a combination of any of the foregoing; with the proviso that ethyl hydrogen fumarate calcium salt, ethyl hydrogen fumarate magnesium salt, ethyl hydrogen fumarate zinc salt, and ethyl hydrogen fumarate copper salt are not present in the pharmaceutical composition; said method comprising the following steps in the stated order:
- (a) stopping administration of said multiple sclerosis disease-modifying therapy to said patient;
 - (b) considering the half-life and mode of action of said multiple sclerosis disease-modifying therapy in order to avoid an additive immune effect whilst at the same time minimizing the risk of disease reactivation; and
 - (c) administering the pharmaceutical composition comprising the fumarate to the patient.
268. A method of treating multiple sclerosis in a patient who is being treated with interferon or glatiramer acetate, said method comprising:
- (a) discontinuing administration of interferon or glatiramer acetate to the patient; and
 - (b) immediately after said discontinuing, starting administering to the patient of a pharmaceutical composition comprising a fumarate; wherein the fumarate is a dialkyl fumarate, a monoalkyl fumarate, a combination of a dialkyl fumarate

and a monoalkyl fumarate, a prodrug of monoalkyl fumarate, a deuterated form of any of the foregoing, or a pharmaceutically acceptable salt, clathrate, solvate, tautomer, or stereoisomer of any of the foregoing, or a combination of any of the foregoing; with the proviso that ethyl hydrogen fumarate calcium salt, ethyl hydrogen fumarate magnesium salt, ethyl hydrogen fumarate zinc salt, and ethyl hydrogen fumarate copper salt are not present in the pharmaceutical composition.

269. The method of claim 267 or 268, wherein the method further comprises performing an MRI on the patient before said starting administering to the patient of the pharmaceutical composition comprising the fumarate.
270. A method of treating a patient with multiple sclerosis comprising:
- (a) administering a pharmaceutical composition comprising a fumarate to the patient; wherein the fumarate is a dialkyl fumarate, a monoalkyl fumarate, a combination of a dialkyl fumarate and a monoalkyl fumarate, a prodrug of monoalkyl fumarate, a deuterated form of any of the foregoing, or a pharmaceutically acceptable salt, clathrate, solvate, tautomer, or stereoisomer of any of the foregoing, or a combination of any of the foregoing; with the proviso that ethyl hydrogen fumarate calcium salt, ethyl hydrogen fumarate magnesium salt, ethyl hydrogen fumarate zinc salt, and ethyl hydrogen fumarate copper salt are not present in the pharmaceutical composition; and
 - (b) prior to the initial administering of the pharmaceutical composition comprising the fumarate to the patient, and periodically during treatment of said patient with said pharmaceutical composition comprising the fumarate, having a blood test done to count the number of white blood cells in the patient; and
 - (c) considering stopping said treatment with said pharmaceutical composition comprising the fumarate if the number of white blood cells decreases during said treatment.
271. The method of any of claims 260, 261, 263, 267, 268, or 270, wherein the administering of said pharmaceutical composition is done orally.

- 272. The method of any of claims 260-272, wherein the pharmaceutical composition comprises a therapeutically effective amount of the fumarate and a pharmaceutically acceptable carrier.
- 273. The method of claim 272, wherein the pharmaceutical composition is in the form of a tablet or a capsule.
- 274. The method of claim 272, wherein the pharmaceutical composition is in the form of an enterically coated tablet.
- 275. The method of claim 272, wherein the pharmaceutical composition is in the form of a capsule containing enterically coated microtablets.
- 276. The method of any of claims 260-275, wherein the fumarate is dimethyl fumarate and/or monomethyl fumarate.
- 277. The method of claim 276, wherein the fumarate is dimethyl fumarate.
- 278. The method of claim 271, wherein the administering is of 240 mg twice daily of dimethyl fumarate.
- 279. The method of claim 271, wherein the administering is of 120 mg dimethyl fumarate twice daily for 7 days, followed by 240 mg dimethyl fumarate twice daily as a maintenance dose.
- 280. The method of claim 271, wherein the administering is of not greater than 720 mg daily total fumarates.
- 281. The method of claim 271, wherein the administering is of not greater than 480 mg daily total fumarates.
- 282. The method of any of claims 272 and 277-281, wherein the pharmaceutical composition consists essentially of dimethyl fumarate.
- 283. The method of any of claims 278-282, wherein the pharmaceutical composition is in the form of a tablet or a capsule.
- 284. The method of any of claims 278-282, wherein the pharmaceutical composition is in the form of an enterically coated tablet.
- 285. The method of any of claims 278-282, wherein the pharmaceutical composition is in the form of a capsule containing enterically coated microtablets.
- 286. The method of any of claims 260-285, wherein the multiple sclerosis is a relapsing form of multiple sclerosis.

287. A method of treating a patient with multiple sclerosis comprising:
- (a) prior to initiating treatment of the patient with a pharmaceutical composition consisting essentially of dimethyl fumarate and/or monomethyl fumarate: (i) performing a complete blood count including lymphocyte count; and (ii) if the lymphocyte count is found to be below the normal range, considering alternative causes of lymphopenia, and taking corrective measures as appropriate regarding said alternative causes; and
 - (b) administering said pharmaceutical composition to the patient.
288. A method of treating a patient with multiple sclerosis comprising:
- (a) repeatedly administering a pharmaceutical composition consisting essentially of dimethyl fumarate and/or monomethyl fumarate to the patient; and
 - (b) obtaining a complete blood count including lymphocyte count every 3 months after starting therapy of said patient with said pharmaceutical composition.
289. The method of claim 288, which further comprises discontinuing administering of said pharmaceutical composition to said patient when the patient has a lymphocyte count less than $0.7 \times 10^9/\text{L}$ that is confirmed on repeat testing after 3 months.
290. A method of treating a patient with multiple sclerosis comprising
- (a) administering a pharmaceutical composition consisting essentially of dimethyl fumarate and/or monomethyl fumarate to the patient; and
 - (b) monitoring the patient closely for signs or symptoms of appearance of new neurological dysfunction if the patient experiences lymphopenia after administering of said pharmaceutical composition.
291. A method of improving safety in treatment of a patient with multiple sclerosis comprising monitoring a patient with multiple sclerosis who is being treated with a pharmaceutical composition consisting essentially of dimethyl fumarate and/or monomethyl fumarate, and who experiences lymphopenia, for signs or symptoms of appearance of new neurological dysfunction.
292. The method of claim 290 or 291 wherein the signs or symptoms comprise motor dysfunction and cognitive or psychiatric symptoms.
293. The method of any one of claims 290-292 which further comprises:

if PML is suspected, withholding treatment with said pharmaceutical composition immediately and performing further evaluations.

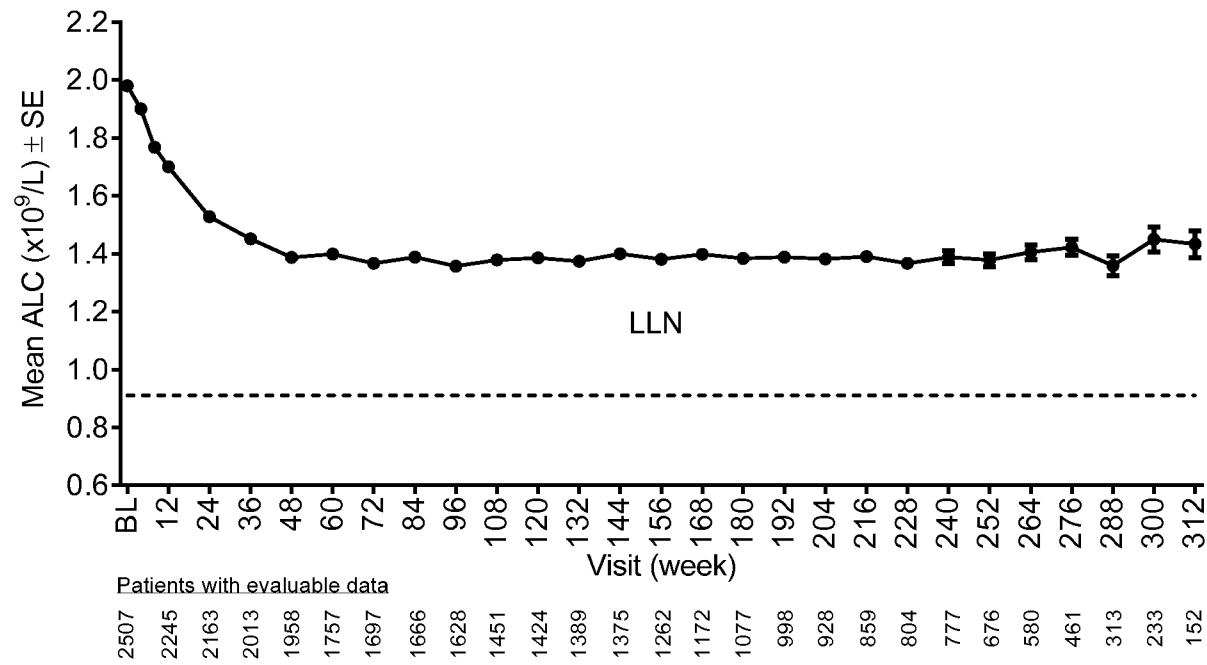
294. A method of treating multiple sclerosis in a patient who is being treated with a multiple sclerosis disease-modifying therapy other than a pharmaceutical composition consisting essentially of dimethyl fumarate and/or monomethyl fumarate; said method comprising the following steps in the stated order:
- (a) stopping administration of said multiple sclerosis disease-modifying therapy to said patient;
 - (b) considering the half-life and mode of action of said multiple sclerosis disease-modifying therapy in order to avoid an additive immune effect whilst at the same time minimizing the risk of disease reactivation; and
 - (c) administering the pharmaceutical composition consisting essentially of dimethyl fumarate and/or monomethyl fumarate.
295. A method of treating multiple sclerosis in a patient who is being treated with interferon or glatiramer acetate, said method comprising:
- (a) discontinuing administration of interferon or glatiramer acetate to the patient; and
 - (b) immediately after said discontinuing, starting administering a pharmaceutical composition consisting essentially of dimethyl fumarate and/or monomethyl fumarate to the patient.
296. The method of claim 294 or 295, wherein the method further comprises performing an MRI on the patient before said starting administering to the patient of said pharmaceutical composition consisting essentially of dimethyl fumarate and/or monomethyl fumarate.
297. A method of treating a patient with multiple sclerosis comprising:
- (a) administering a pharmaceutical composition consisting essentially of dimethyl fumarate and/or monomethyl fumarate to the patient; and
 - (b) prior to the initial administering of said pharmaceutical composition to the patient, and periodically during treatment of said patient with said pharmaceutical composition, having a blood test done to count the number of white blood cells in the patient; and

- (c) considering stopping said treatment with said pharmaceutical composition if the number of white blood cells decreases during said treatment.
298. The method of any of claims 287, 288, 290, 294, 295, or 297, wherein the administering is done orally.
299. The method of any of claims 287-298, wherein the pharmaceutical composition comprises a therapeutically effective amount of the fumarate and a pharmaceutically acceptable carrier.
300. The method of claim 299, wherein the pharmaceutical composition is in the form of a tablet or a capsule.
301. The method of claim 299, wherein the pharmaceutical composition is in the form of an enterically coated tablet.
302. The method of claim 299, wherein the pharmaceutical composition is in the form of a capsule containing enterically coated microtablets.
303. The method of any of claims 287-302, wherein the fumarate is dimethyl fumarate and/or monomethyl fumarate.
304. The method of claim 303, wherein the fumarate is dimethyl fumarate.
305. The method of claim 298, wherein the administering is of 240 mg twice daily of dimethyl fumarate.
306. The method of claim 298, wherein the administering is of 120 mg dimethyl fumarate twice daily for 7 days, followed by 240 mg dimethyl fumarate twice daily as a maintenance dose.
307. The method of claim 298, wherein the administering is of not greater than 720 mg daily total fumarates.
308. The method of claim 298, wherein the administering is of not greater than 480 mg daily total fumarates.
309. The method of any of claims 299 and 304-308, wherein the pharmaceutical composition consists essentially of dimethyl fumarate.
310. The method of any of claims 305-309, wherein the pharmaceutical composition is in the form of a tablet or a capsule.
311. The method of any of claims 305-309, wherein the pharmaceutical composition is in the form of an enterically coated tablet.

312. The method of any of claims 305-309, wherein the pharmaceutical composition is in the form of a capsule containing enterically coated microtablets.
313. The method of any of claims 287-312, wherein the multiple sclerosis is a relapsing form of multiple sclerosis.

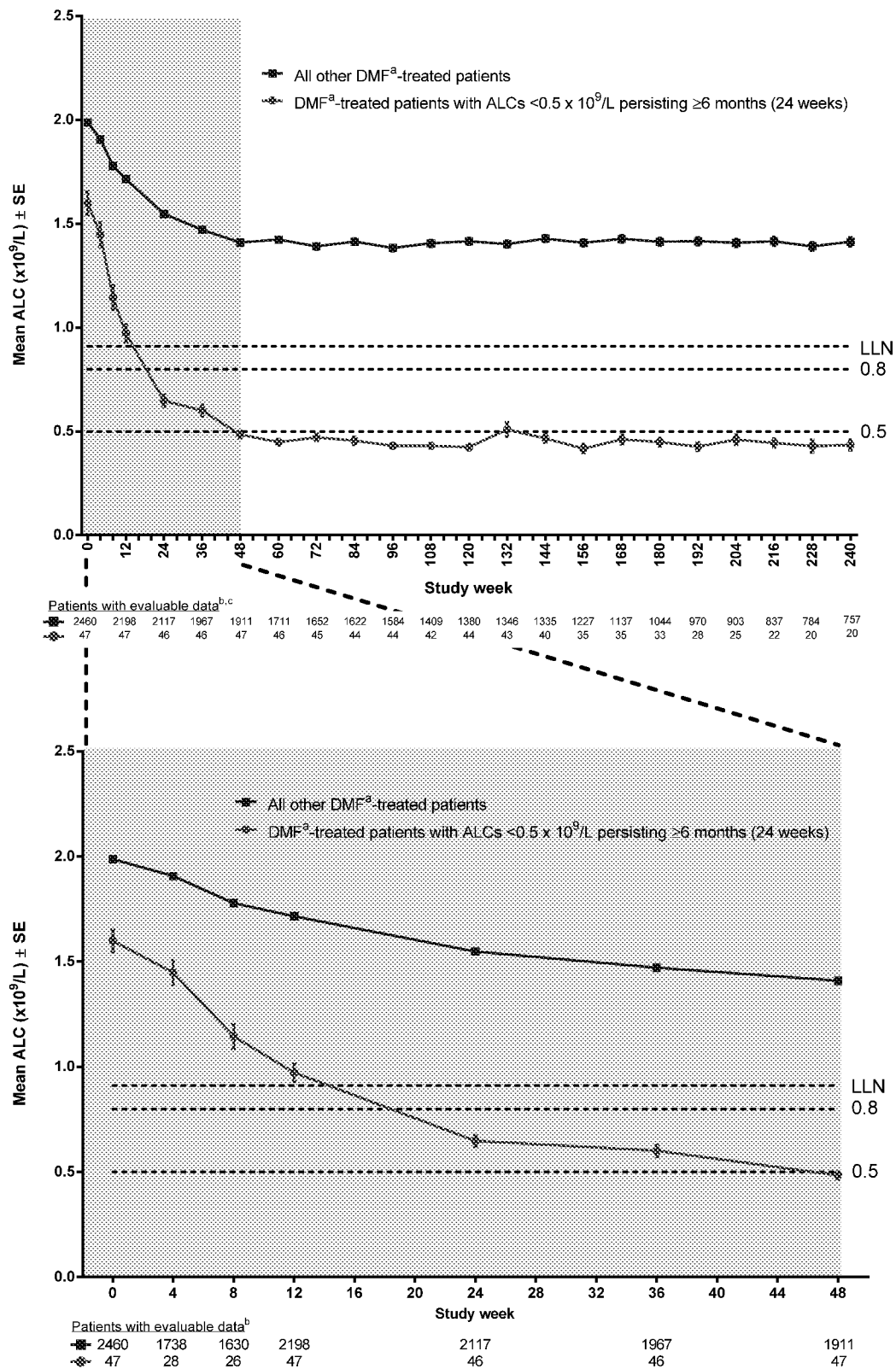
1/4

Figure 1

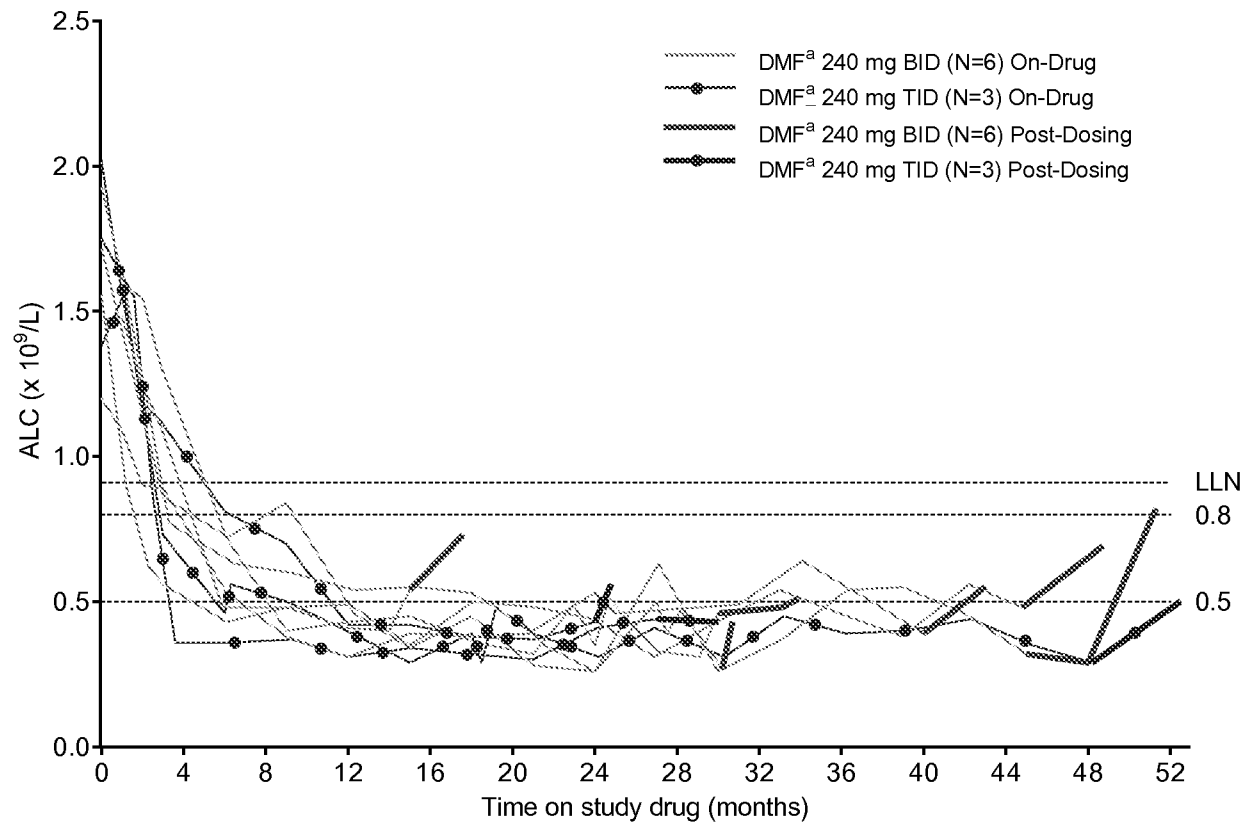


2/4

Figure 2



3/4

Figure 3

4/4

Figure 4A

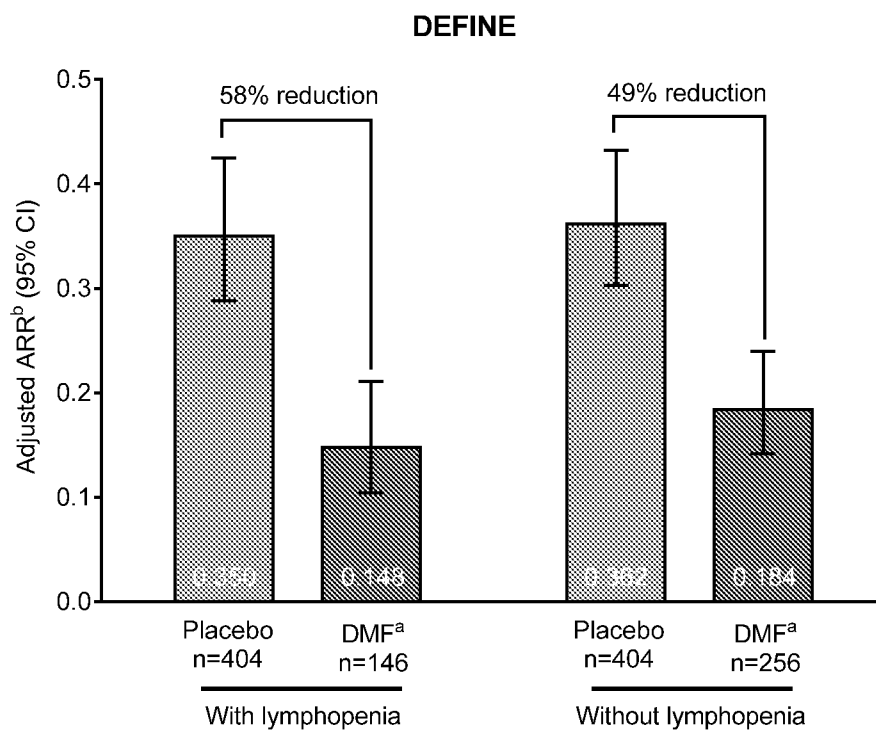
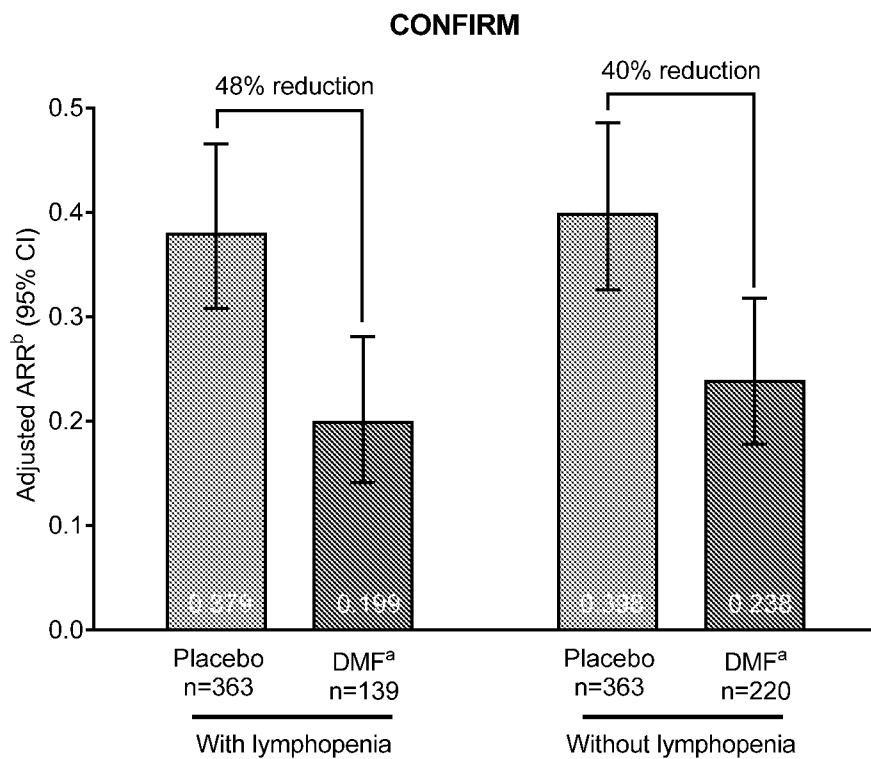


Figure 4B



INTERNATIONAL SEARCH REPORT

International application No

PCT/US2015/060850

A. CLASSIFICATION OF SUBJECT MATTER
 INV. A61K31/225 A61P25/02
 ADD.

According to International Patent Classification (IPC) or to both national classification and IPC

B. FIELDS SEARCHED

Minimum documentation searched (classification system followed by classification symbols)

A61K

Documentation searched other than minimum documentation to the extent that such documents are included in the fields searched

Electronic data base consulted during the international search (name of data base and, where practicable, search terms used)

EPO-Internal, BIOSIS, CHEM ABS Data, EMBASE, MEDLINE, WPI Data

C. DOCUMENTS CONSIDERED TO BE RELEVANT

Category*	Citation of document, with indication, where appropriate, of the relevant passages	Relevant to claim No.
X	"DIMETHYL FUMARATE (TECFIDERA) AND PML RESULTING IN DEATH", 7 November 2014 (2014-11-07), pages 1-1, XP055247812, Retrieved from the Internet: URL: http://www.pbm.va.gov/PBM/vacenterformedicationsafety/nationalpbmbulletin/Dimethyl_Fumarate_Tecfidera_and_PML_Resulting_in_Death_NATIONAL_PBM_Bulletin.pdf [retrieved on 2016-02-05]	130-139, 144-158, 163-177, 182-196, 201-207, 233,234, 260,261, 270-277, 282-288
Y	abstract	1-143, 159-162, 178-181, 197-200, 208-232, 235-259, 262-269, 278-281,
	- / - -	



Further documents are listed in the continuation of Box C.



See patent family annex.

* Special categories of cited documents :

"A" document defining the general state of the art which is not considered to be of particular relevance

"E" earlier application or patent but published on or after the international filing date

"L" document which may throw doubts on priority claim(s) or which is cited to establish the publication date of another citation or other special reason (as specified)

"O" document referring to an oral disclosure, use, exhibition or other means

"P" document published prior to the international filing date but later than the priority date claimed

"T" later document published after the international filing date or priority date and not in conflict with the application but cited to understand the principle or theory underlying the invention

"X" document of particular relevance; the claimed invention cannot be considered novel or cannot be considered to involve an inventive step when the document is taken alone

"Y" document of particular relevance; the claimed invention cannot be considered to involve an inventive step when the document is combined with one or more other such documents, such combination being obvious to a person skilled in the art

"&" document member of the same patent family

Date of the actual completion of the international search

5 February 2016

Date of mailing of the international search report

16/02/2016

Name and mailing address of the ISA/

European Patent Office, P.B. 5818 Patentlaan 2
 NL - 2280 HV Rijswijk
 Tel. (+31-70) 340-2040,
 Fax: (+31-70) 340-3016

Authorized officer

Borst, Markus

INTERNATIONAL SEARCH REPORT

International application No

PCT/US2015/060850

C(Continuation). DOCUMENTS CONSIDERED TO BE RELEVANT

Category*	Citation of document, with indication, where appropriate, of the relevant passages	Relevant to claim No.
X	<p>-----</p> <p>"SUMMARY OF PRODUCT CHARACTERISTICS TECFIDERA", 11 October 2014 (2014-10-11), pages 1-49, XP055247806, Retrieved from the Internet: URL:https://web.archive.org/web/2014101119 3051/http://www.ema.europa.eu/docs/en_GB/d ocument_library/EPAR_-_Product_Information /human/002601/WC500162069.pdf [retrieved on 2016-02-05]</p>	<p>289-313</p> <p>130, 133-139, 144-149, 151-158, 163-168, 170-177, 182-187, 189-196, 201-207, 233,234, 260,261, 287,288</p>
Y	<p>sections "Blood/laboratory tests" and "Haematological" on page 3, 7, 17 and 21</p>	<p>1-143, 159-162, 178-181, 197-200, 208-232, 235-259, 262-269, 278-281, 289-313</p>
Y	<p>-----</p> <p>US 2007/207141 A1 (LIEBERBURG IVAN [US]) 6 September 2007 (2007-09-06)</p> <p>[0015]</p> <p>-----</p>	<p>1-143, 159-162, 178-181, 197-200, 208-232, 235-259, 262-269, 278-281, 289-313</p>

INTERNATIONAL SEARCH REPORT

Information on patent family members

International application No

PCT/US2015/060850

Patent document cited in search report	Publication date	Patent family member(s)	Publication date
US 2007207141 A1	06-09-2007	CA 2641513 A1	07-09-2007
		EP 1988921 A2	12-11-2008
		EP 2676967 A2	25-12-2013
		JP 2009528359 A	06-08-2009
		JP 2015007103 A	15-01-2015
		US 2007207141 A1	06-09-2007
		US 2010196318 A1	05-08-2010
		WO 2007100770 A2	07-09-2007
