Oct. 5, 1937. M. GARBELL 2,094,884

MANUALLY CONTROLLED MEANS FOR PLATENS

Filed April 19, 1937 2 Sheets-Sheet 1

Fig. 1

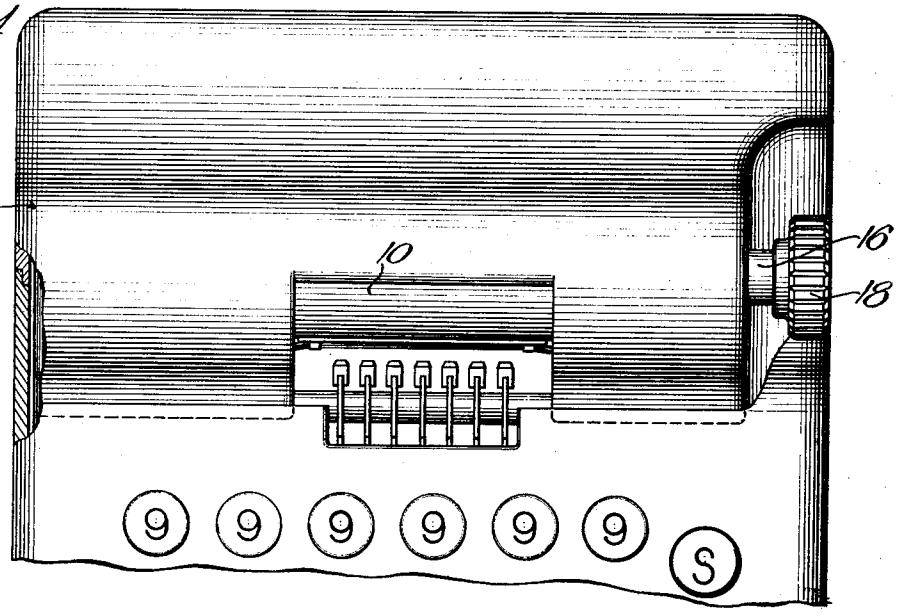

Fig. 2

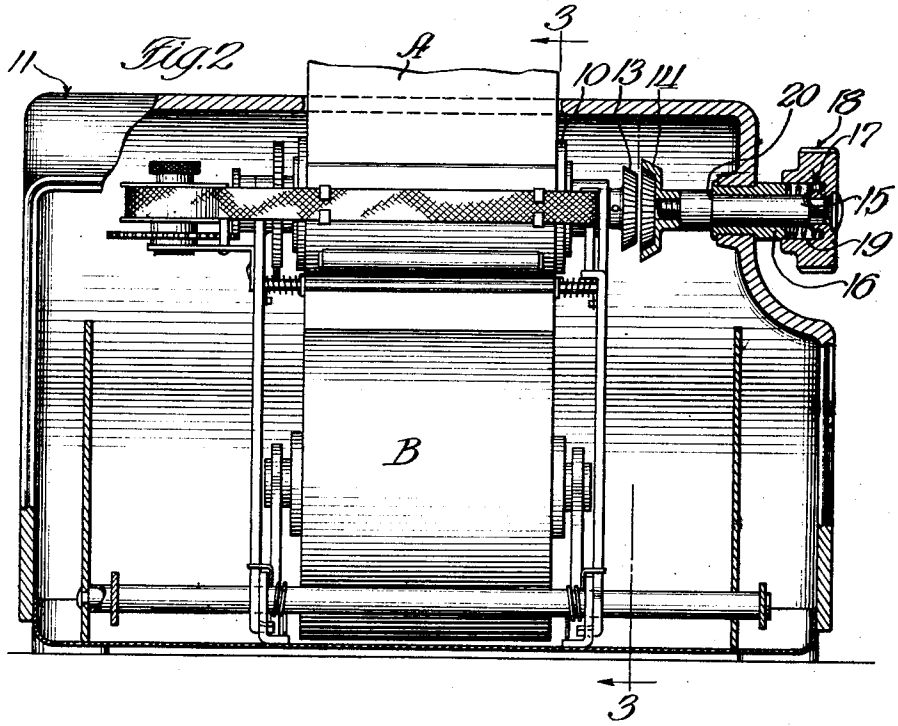

Witness:
Ralph Mershon

Inventor:
Max Garbell
By Fred D. Thomas Atty.

Oct. 5, 1937. M. GARBELL 2,094,884

MANUALLY CONTROLLED MEANS FOR PLATENS

Filed April 19, 1937 2 Sheets-Sheet 2

Fig. 3

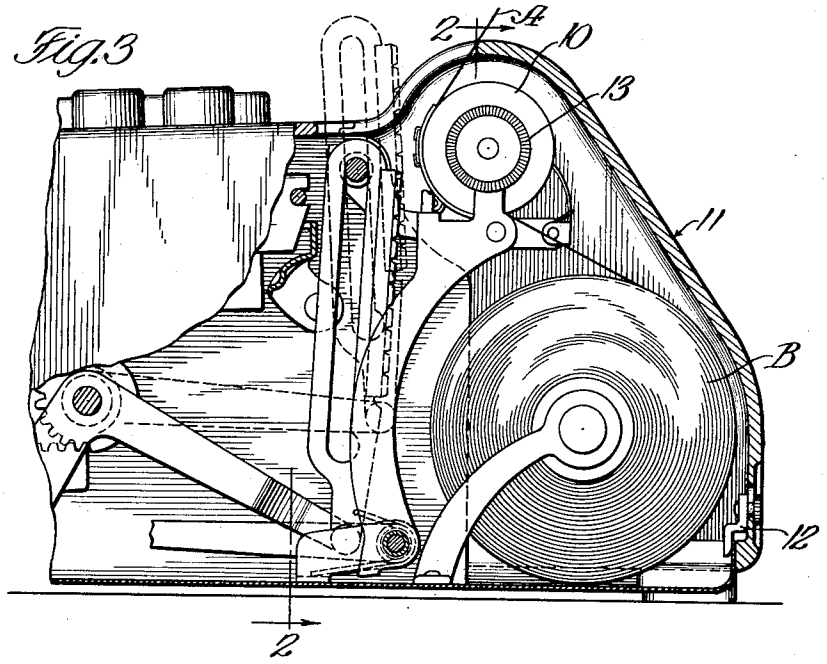

Fig. 5

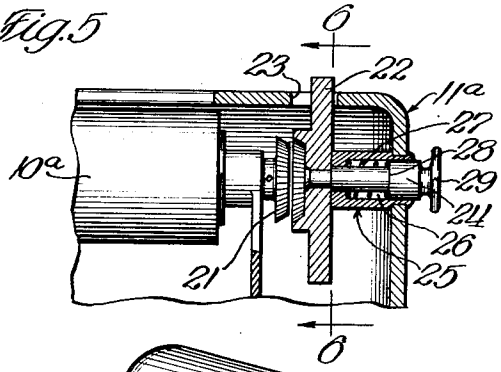

Fig. 6

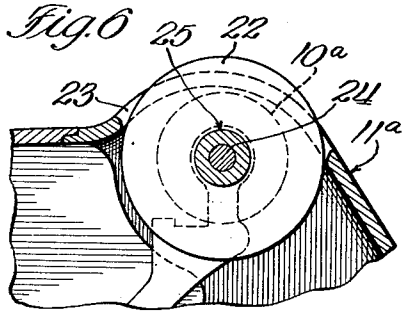

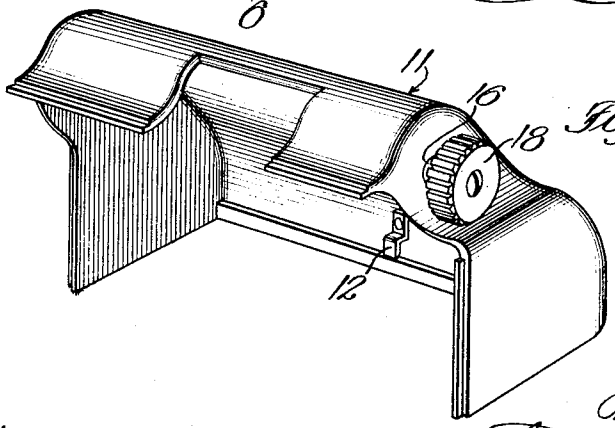

Fig. 4

Witness:
Ralph Mershon

Inventor:
Max Garbell
By [signature] Atty.

Patented Oct. 5, 1937

2,094,884

UNITED STATES PATENT OFFICE

2,094,884

MANUALLY CONTROLLED MEANS FOR PLATENS

Max Garbell, Chicago, Ill., assignor to Victor Adding Machine Company, Chicago, Ill., a corporation of Delaware

Application April 19, 1937, Serial No. 137,691

8 Claims. (Cl. 197—121)

This invention relates to a platen control means and is more particularly directed to means for manually controlling the platen.

Heretofore, the platen of an adding machine has been exposed to render the platen accessible to manually rotate the same for adjusting the paper or record strip therearound, and, in some instances, in order to beautify the machine, a cover was arranged over the platen. In order to manually feed or adjust the paper, this cover had to be removed or, when hinged to the machine, it was swung to open position to render the platen accessible.

It is an object of the present invention to overcome the above pointed-out objections, and to manually turn the platen while a cover is positioned over the same.

A further object is the provision of a cover enclosing the platen and record strip of an adding machine, and which cover is provided with rotatable manually manipulative means thereon engageable with the platen for effecting its adjustment independently of its movement under the control of the machine.

A still further object is the provision of engageable means on the platen and manually manipulative means coacting with the engageable means to adjust the platen and which manipulative means is carried by the cover, so that when the cover is removed, the platen may be manually adjusted by the engageable means independently of said manually manipulative means.

And a still further object of the present invention is the provision of manually manipulative means operable to engage and turn a platen that is arranged to be moved independently of the manipulative means for impacting the type bars of the machine, and which manipulative means remains in spaced relation and readily engageable with the platen to turn the same when the platen is in its normal at-rest position.

Referring to the drawings:

Figure 1 is a partial top plan view of the rear portion of the machine illustrating a cover enclosing the platen and record strip and with my improved manipulative means carried thereon.

Figure 2 is a view in cross-section taken substantially on the line 2—2 of Figure 3.

Figure 3 is a longitudinal detail sectional view taken substantially on the line 3—3 of Figure 2.

Figure 4 is a detail perspective view of the cover enclosing the platen and record strip with my manipulative means attached thereto.

Figure 5 is a detail cross-sectional view of a modified form of the manipulative means; and

Figure 6 is a sectional view taken substantially on the line 6—6 of Figure 5.

The adding machine illustrated has a platen 10 movable to impact the type bars that are set up in printing position, and a cover plate 11 is arranged to enclose the platen of the machine. This cover plate 11 is arranged to fit relatively flush with the casing of the machine and to be secured thereto by a latch means 12. It is to this cover 11 that my improved means for manually controlling the platen 10 is attached and bodily carried thereon.

Where this type of movable platen is employed, the cover plate 11 is constructed and formed in a manner to permit of movement of the platen for impacting the type bars and the means for manually controlling the platen is arranged to be aligned axially therewith while the platen is in its normal at-rest position prior to an impact. The platen 10 has an engageable member 13 fixed axially thereof and this member is adapted to be engaged by an engaging member 14 which is carried axially of the platen in the cover plate 11. This engaging member 14 is preferably of cup-shape and secured to a shaft 15 that is journaled in a bushing 16 secured in the cover plate 11, and this shaft 15 extends outwardly of the bushing 16 and carries a coil spring 17 thereabout and a twirler knob 18 fixed at the free end thereof. The twirler knob 18 is provided with an annular recess 19 to receive the spring 17 therein, and which spring has its other end engaging the bushing 16 to yieldingly retain the manually manipulative means readily engageable with the platen.

When the platen is in its normal at-rest position, the shaft 15 is aligned axially thereof and the spring 17 serves to retain the shaft outwardly so that a shoulder 20 thereon is in engagement with the inner edge of the bushing 16. The spring 17 also serves to retain the engaging member 14 in spaced relation with the engageable member 13, so as to permit of a free rocking movement of the platen to impact the type bars of the adding machine.

A paper strip or record sheet A is fed from a roll B over the platen, and when the machine is operated and the platen is carried for an impact against the type bars, the paper strip or record sheet A is fed for a step-by-step movement with the platen in the usual manner so as to line-space the impressions made thereon, but when it is desired to manually adjust the position of the paper strip or record sheet, then the manually manipulative means is employed. In order to

manually adjust the record sheet, it is only necessary to grip the twirler knob 18 and force the same inwardly against the tension of the spring 17, and this inward movement carries the engaging member 14 into engagement with the engageable member 13 and at which time the twirler knob 18 may be turned to turn the platen 10. The platen may then be manually adjusted while the engaging member is retained in engagement with the engageable member. As the pressure against the twirler knob is released, the spring 17 will then restore the shaft 15 with the engaging member 14 out of engagement with the engageable member 13 and render the platen free to be moved for an impact against the type bars, when the machine is operated.

When inserting a new record roll within the machine, the cover plate 11 is removed in order to thread the free end of the record strip A around the platen 10; the engageable member 13 may then be gripped, and at which time, it will serve as a twirler knob to manually rotate the platen. After the paper has been threaded around the platen, the cover plate 11 may then be set in position and the latch 12 locked to retain the same. When the cover is thus set, the engaging member 14 is then again aligned, but in spaced relation with the engageable member 13 and may be manually manipulated for adjusting the paper in the manner as above described.

In Figures 6 and 7, I have shown a modified form of manipulative means which is also carried on a cover plate 11*a* as that shown in my preferred embodiment, but in this instance, an engageable member 21 is fixed to rotate with the platen 10*a* and an engaging member 22 is arranged to coact therewith and is large enough in diameter to extend through an opening 23 provided in the cover plate 11*a*. This member 22 is carried on a shaft 24 that is supported in a bushing 25 carried in the cover plate 11*a*. The bushing 25 is provided with an annular recess 26 in which a tension spring 27 is positioned, and which spring has one end engaging the bushing and its other end engaging a shoulder 28 of the shaft 24. The outer end of the shaft 24 has a knob 29 formed thereon and this knob is for the purpose of forcing the shaft 24 against the tension of the spring 27 to cause the engaging member 22 to engage the engageable member 21. When thus engaged, the engaging member 22 may be manually rotated to rotate the platen therewith and this member 22 is disengaged from the member 21 by releasing the knob 29 and permitting the spring 27 to restore the same.

With either of the forms above illustrated, it will be noted that the manually manipulative means is carried by the cover plate and normally free of the platen, but engageable therewith by exerting a pressure thereagainst, and rotating the same for its adjustments.

I claim:

1. In an adding machine having a platen movable for impacting the type bars thereof and a record strip fed by said platen, a cover means enclosing the platen and record strip, means on said cover means engageable to turn said platen manually, said last-mentioned means being free from said platen during its movements for impacting the type bars.

2. In an adding machine having a platen arranged to impact the type bars thereof, a cover enclosing the platen, turnable means on said cover aligned axially with the platen when said platen is in its normal position, said turnable means being arranged to be moved longitudinally for engagement with the platen and rotatably to turn the same while said platen is in its normal position.

3. A manually manipulative control means for turning the platen of an adding machine independently of its turning movements under the control of the machine comprising, an engageable member carried axially of the platen, an engaging member aligned with said engageable member, spring means normally retaining the engaging member out of engagement with said engageable member, and a hand-grip associated with said engaging member for manually connecting the engaging member with said engageable member and for rotating the same to rotate the platen.

4. In an adding machine having a platen rotatable for feeding a record strip and movable for impacting the type bars, of a manually manipulative means arranged to engage to rotate said platen and normally in spaced relation therewith, said manually manipulative means being aligned axially with said platen when said platen is in its at-rest position.

5. A manually manipulative means for turning the platen of an adding machine independently of its movements under the control of the machine comprising, an engageable member carried axially of the platen, an engaging member rotatably aligned with said engageable member, spring means normally retaining the engaging member disengaged from said engageable member, said engaging member being manually urged against its spring for engagement with said engageable member and rotated to rotate the platen.

6. In combination with a cover plate enclosing the platen and record strip of an adding machine, of means carried on the cover plate engageable with to turn the platen manually, said means comprising connectable means spaced from and aligned axially with said platen and arranged to be moved inwardly for engagement therewith to rotate the platen.

7. In combination with a cover enclosing a platen and record strip of an adding machine or the like, of a connectable means for manually feeding the platen to feed the record strip comprising a rotatable and slidable member extending outwardly of the cover, an engaging member on the inner end thereof, a spring normally urging said members outwardly, and an engageable member fixed axially of the platen arranged to be engaged by said engaging member when the connectable means is moved inwardly against its spring.

8. In combination with a cover plate enclosing the platen and record strip of an adding machine, of manually manipulative means carried on the cover plate axially of and in spaced relation with the platen, said manually manipulative means being arranged to engage to turn the platen, and spring means coacting with the manually manipulative means normally holding the same disengaged from the platen.

MAX GARBELL.