

No. 725,475.

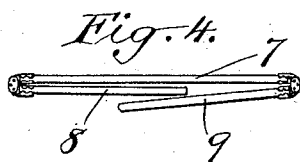
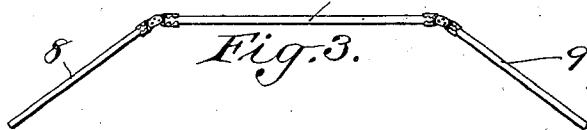
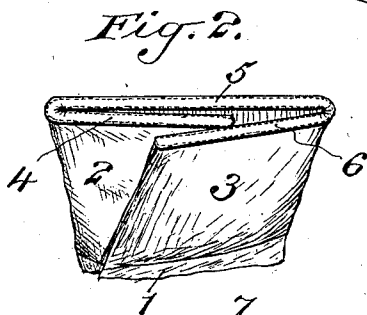
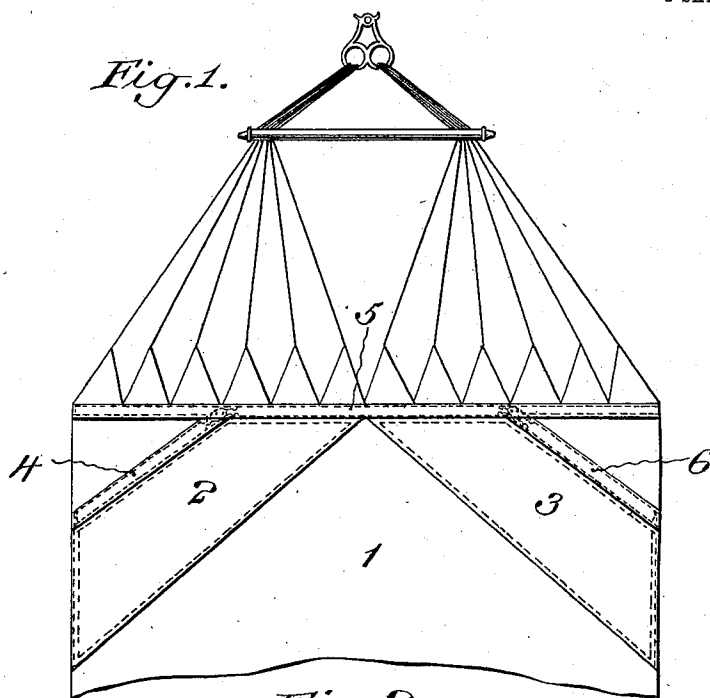
PATENTED APR. 14, 1903.

I. E. PALMER.
HAMMOCK.

APPLICATION FILED APR. 25, 1902.

NO MODEL.

2 SHEETS—SHEET 1.



Witnesses:
Henry Thorne
George Barry Jr.

Inventor:
I. E. Palmer
by attorneys
Morrison & Co.

No. 725,475.

PATENTED APR. 14, 1903.

I. E. PALMER.
HAMMOCK.

APPLICATION FILED APR. 25, 1902.

NO MODEL.

2 SHEETS—SHEET 2.

Fig. 5.

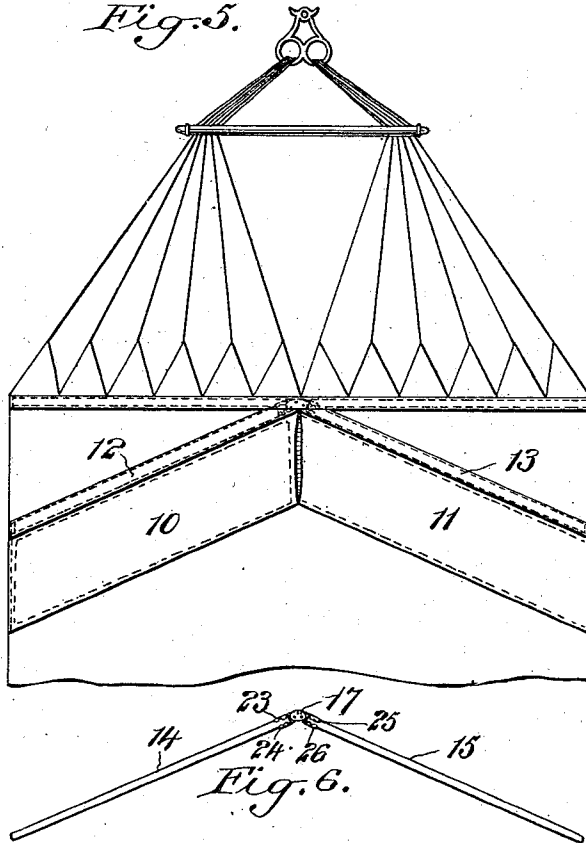


Fig. 6.

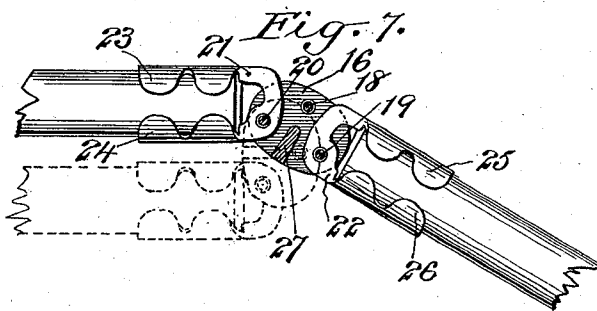
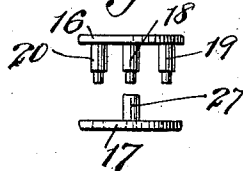


Fig. 8.



Witnesses:
Henry Thorne
George Barry Jr.

Inventor:
I. E. Palmer
by attorney
Thorn & Palmer

UNITED STATES PATENT OFFICE.

ISAAC E. PALMER, OF MIDDLETOWN, CONNECTICUT.

HAMMOCK.

SPECIFICATION forming part of Letters Patent No. 725,475, dated April 14, 1903.

Application filed April 25, 1902. Serial No. 104,594. (No model.)

To all whom it may concern:

Be it known that I, ISAAC E. PALMER, a citizen of the United States, and a resident of Middletown, in the county of Middlesex and State of Connecticut, have invented a new and useful Improvement in Hammocks, of which the following is a specification.

My invention relates to an improvement in hammocks, and has more particularly for its object to provide means for successfully spreading a hammock provided with one or more pillows arranged diagonally across its corner or corners.

A further object is to provide a hammock of the above character with a folding spreader permanently secured thereto of such form as will permit the hammock to be folded into a compact bundle for use in shipping or carrying the same.

A practical embodiment of my invention is represented in the accompanying drawings, in which—

Figure 1 represents a top plan view of a portion of a hammock with my improved jointed spreader attached thereto. Fig. 2 is a view showing a method of folding the same into a compact bundle. Fig. 3 is a detail view of the jointed spreader in its unfolded position as in use. Fig. 4 is a detail view of the same in its folded position. Fig. 5 is a top plan view of a portion of a hammock, showing a modified form of jointed spreader comprising two sections hinged together rather than three sections, as shown in Figs. 1 to 4, inclusive. Fig. 6 is a detail view of the spreaders shown in Fig. 5 in the position which it assumes in use. Fig. 7 is an enlarged detail view showing the manner of hinging the sections together, the sections being shown in full lines in their unfolded position and in dotted lines in their folded position; and Fig. 8 is a view of the connecting-link with the side plates separated.

The hammock is denoted by 1.

In the form shown in Fig. 1 the pillow-pockets 2 and 3 extend from the middle line of the hammock diagonally across the corners at one end of the same to the side edges of the hammock.

Spreader-receiving pockets 4, 5, and 6 are provided along the outer edges of the pillow-receiving pockets 2 and 3, the spreader-

pockets 4 and 6 being located diagonally across the corners of the hammock and the spreader-pocket 5 being located transversely along the end of the hammock. The positions of the pillows in the pockets 2 and 3 are represented by dotted lines in Fig. 1.

The spreader which is used in connection with the pockets arranged as above described comprises an intermediate section 7 and outer sections 8 and 9 hinged thereto.

The spreader is preferably permanently secured to the hammock by locating the sections 8 and 9 within the diagonal pockets 4 and 6 and the intermediate section 7 within the transverse pocket 5 at the end of the hammock.

When the hammock is suspended as in use, the spreader will hold the hammock distended transversely, and at the same time the diagonally-arranged sections 8 and 9 will hold the pillows within the pockets 2 and 3 properly for the comfort of the person occupying the hammock.

The spreader may be folded, together with the hammock, into a compact bundle—as, for instance, by folding the spreader into the position shown in Fig. 2.

In the form shown in Fig. 5 the two pillow-receiving pockets 10 and 11 communicate with each other along the middle line of the hammock at one end thereof and extend diagonally across the corners of the hammock to the sides of the same. This form of hammock may be used where it is desired to shift the pillow from one side to the other, if so desired.

Spreader-receiving pockets 12 and 13 are located diagonally across the corners of the end of the hammock along the outer edges of the pillow-receiving pockets 10 and 11.

The form of jointed spreader which I use in connection with the arrangement of pillow-pockets shown in Fig. 5 comprises two sections 14 and 15, hinged together, which sections are preferably permanently secured to the hammock by locating them in the diagonal spreader-receiving pockets 12 and 13. The hinge which I have shown for connecting the sections is shown in detail in Fig. 7, the plate of the connecting-link nearest the observer being removed to more clearly illustrate the manner of hinging the two adjacent

sections to the said link. The connecting-link comprises two separate plates 16 17. The plate 16 is provided with three shouldered lugs 18, 19, and 20, the lugs 19 and 20 serving as pivots, upon which brackets 21 22, carried by the adjacent sections of the spreader, are hinged. The brackets 21 22 are preferably made of malleable metal and are provided with sockets for the reception of the ends of the sections, the socket of the bracket 21 being composed of two branches 23 24 and the socket of the bracket 22 being composed of branches 25 26. These branches are intended to be pressed around the ends of the sockets for securing the brackets permanently thereto. The other plate 17 of the connecting-link is provided with a lug 27, which engages the inner face of the plate 16 and also serves as a stop for causing the sections to swing around into line with each other. These two plates 16 and 17 may be riveted together by upsetting the ends of the lugs 18, 19, and 20, the shoulders on the lugs serving, together with the stop 27, to space the said plates apart.

While I have shown the jointed or folding spreaders in the accompanying drawings as being permanently secured within the pockets in the hammock, it is to be understood that the spreaders may be secured to the hammock in other ways, the gist of the invention being in the use of a spreader located diagonally across one or more of the corners of the hammock instead of across the end thereof, as has hitherto been common. This feature renders the spreaders more practically applicable for use in connection with pillows extending diagonally across one or more of the corners thereof for holding the pillows in the proper position for use.

What I claim is—

1. A hammock provided with a pillow-pocket for holding a pillow diagonally across one corner of the hammock and a spreader secured diagonally across the said corner, substantially as set forth.

2. A hammock provided with a spreader secured thereto diagonally across one of its corners, substantially as set forth.

3. A hammock provided with a spreader secured thereto diagonally across the corners at one end thereof, substantially as set forth.

4. A hammock provided with pillow-pockets located diagonally across its corners at one end thereof and a folding spreader secured to the hammock along the outer edges of the pillow-pockets, substantially as set forth.

5. A hammock provided with pillow-pockets located diagonally across the corners at one end of the hammock and a folding spreader comprising an intermediate section located transversely to the hammock and outer sections located diagonally across the said corners, substantially as set forth.

6. A folding hammock-spreader comprising an intermediate section arranged to be secured transversely along one end of a hammock and two outer sections hinged to the intermediate section and arranged to be secured diagonally across the corners of the hammock, substantially as set forth.

In testimony that I claim the foregoing as my invention I have signed my name, in presence of two witnesses, this 12th day of April, A. D. 1902.

ISAAC E. PALMER.

Witnesses:

CHAS. M. SAUER,
PAUL S. CARRIER.