

(No Model.)

W. PATTIN.
FRUIT BASKET.

No. 415,555.

Patented Nov. 19, 1889.

Fig. 1

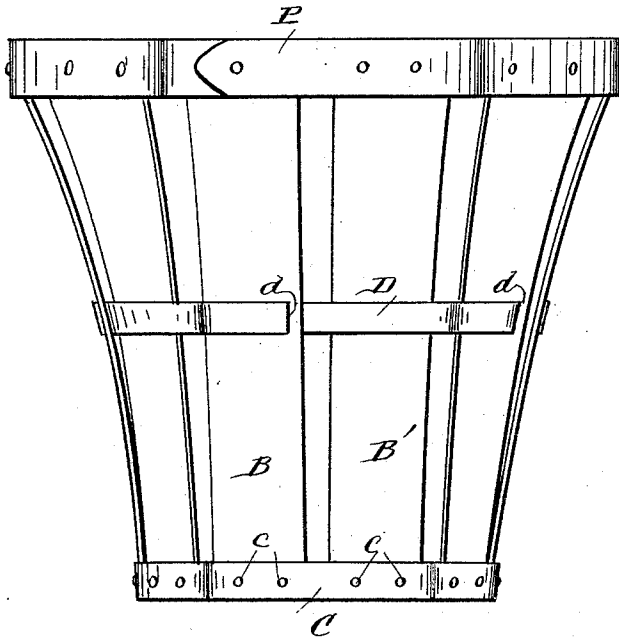


Fig. 2

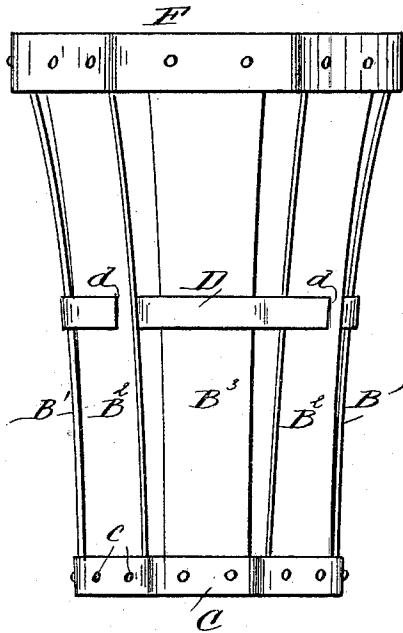
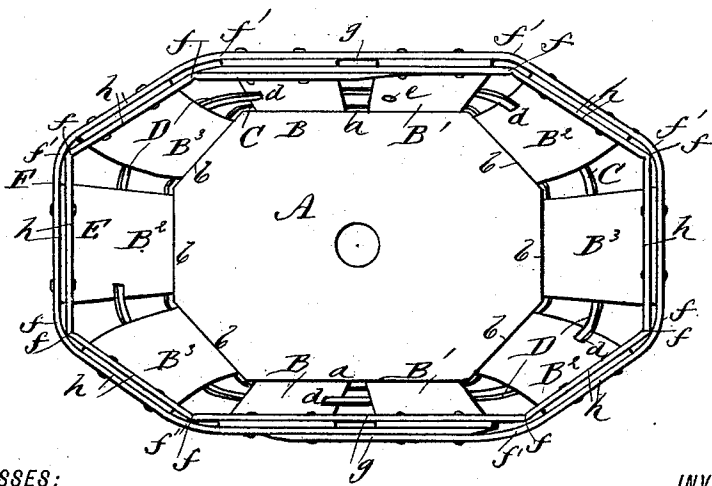


Fig. 3



WITNESSES:

C. Neveu
Co. Sedgwick

INVENTOR

W. Pattin

BY

Munnell

ATTORNEY

UNITED STATES PATENT OFFICE.

WELLINGTON PATTIN, OF BRIDGEVILLE, DELAWARE.

FRUIT-BASKET.

SPECIFICATION forming part of Letters Patent No. 415,555, dated November 19, 1889.

Application filed April 9, 1888. Serial No. 270,053. (No model.)

To all whom it may concern:

Be it known that I, WELLINGTON PATTIN, of Bridgeville, in the county of Sussex and State of Delaware, have invented a new and
5 Improved Fruit-Basket, of which the following is a full, clear, and exact description.

Reference is to be had to the accompanying drawings, forming a part of this specification, in which similar letters of reference indicate
10 corresponding parts in all the figures.

Figure 1 is a side elevation of my new and improved fruit-basket. Fig. 2 is an edge view of the same; and Fig. 3 is a plan view of the basket.

15 The invention will first be described in connection with the drawings, and then pointed out in the claims.

The object of the invention is to provide a fruit-basket, by the use of which space may
20 be utilized in packing, aiding in the preservation of the fruit by preventing jostling of the same during transportation, and to otherwise improve upon articles of this character, as will be more particularly hereinafter set
25 forth.

The novelty resides in the peculiar combinations and the construction, arrangement, and adaptation of parts, all as more fully
30 hereinafter described, and then specifically pointed out in the appended claims.

Referring to the details of the drawings by letter, A designates the bottom, of elongated or oblong octagonal shape; B, the staves, some
35 of which will hereinafter be more particularly designated by other marks—such as B' B², and the like; C, the lower hoop; D, the central or middle hoop, and E and F the inner and outer upper hoops, respectively.

The bottom A is formed with the longer
40 parallel sides *a*, and the ends of said bottom with the three sides *b b b*. To each side *a* of the said bottom are secured the lower ends of the staves B B', and to the central side *b* of the ends are secured the staves B², and to the
45 other sides *b* the staves B² are secured. The lower ends of the staves are held in place by means of the lower hoop C, which is retained in place by the nails *c*, passed through said staves and into the edge of the bottom A.
50 The staves extend substantially parallel to each other from the bottom of the basket to

nearly the point where the central hoop D is attached, and above that point the staves bulge or extend outwardly to form a bell-shaped mouth. The staves B B²—that is, 55 each alternate stave—are slotted, as shown at *d*, for the passage of the central hoop, said hoop passing outside of the alternate staves B' and B², as shown, and through the said slots in the staves B B². Thus the staves and
60 hoop serve to assist each other in bracing the basket and adapting it to better stand the strain thereon. By this arrangement no nailing or other fastening is required, except the
65 nail *e* for securing the lapped ends of the hoop. The top hoops E F are of course larger than the central hoop, and are transversely scored at *f f'* and bent to form parallel sides *g g* and six end panels or sides *h*, said sides and ends
70 corresponding in shape to the sides and ends of the bottom A, and in this manner the scoring acts as braces and gives strength and firmness to the basket.

By the use of a basket constructed as above described a great saving of space in packing
75 is accomplished, as the shape admits of adjusting the basket to different spaces, which is essential in carrying fresh fruits, for the closer the baskets are stored the better for the fruit at the end of the transportation.
80 The bell shape of the upper portion of the staves is also important, as it relieves the fruit in the bottom of the basket in a great measure of the weight of the fruit in the upper part thereof from the central hoop to the
85 top of the rim, as the outward decline from said central hoop to the rim makes a relief-support of weight from resting wholly upon the fruit in the lower part of the basket.

Having thus described my invention, what
90 I claim as new, and desire to secure by Letters Patent, is—

1. As an improved article of manufacture, a basket formed of the oblong octagonal bottom, the staves secured at one end to the sides
95 and ends of said bottom and extended substantially parallel to each other to about the center of the height of the basket, and from thence curved gradually outwardly, the alternate staves being slotted, as at *d*, the central
100 hoop D passed through the slots in each alternate stave and around the alternate staves

between the slotted staves, and the upper hoops secured to the tops of the staves, substantially as shown and described.

2. As an improved article of manufacture, 5 the basket described, consisting of the oblong octagonal bottom A, the staves secured to the sides and ends of said bottom, and extended substantially parallel to each other to about the vertical center of the basket, and from 10 thence curved gradually outwardly, the alternate staves being slotted, as at *d*, the central hoop D passed through the slots in each alter-

nate stave, and around the alternate staves between the slotted staves at the point where the said staves begin to bulge outwardly, and 15 the upper hoops, one upon each side of the tops of the staves, and scored, as shown, to correspond with the shape of the bottom A, substantially as shown and described, and for the purpose specified.

WELLINGTON PATTIN.

Witnesses:

W. H. JACOBS,
B. G. MOORE.