



(12) **United States Design Patent**
Sasaki et al.

(10) **Patent No.:** **US D846,542 S**
(45) **Date of Patent:** **** Apr. 23, 2019**

- (54) **COVER FOR A MOBILE COMMUNICATIONS DEVICE**
- (71) Applicant: **STMEC, LLC**, Poway, CA (US)
- (72) Inventors: **Jeff Sasaki**, San Diego, CA (US);
Danny Yu, San Bruno, CA (US)
- (73) Assignee: **STMEC, LLC**, Poway, CA (US)
- (**) Term: **15 Years**

D684,150 S	6/2013	Goradesky	
8,453,836 B1 *	6/2013	Wang	A45C 11/00 206/320
D685,358 S *	7/2013	Armstrong	D14/250
D685,361 S	7/2013	Goradesky	
D706,754 S	6/2014	Goradesky	
D709,486 S *	7/2014	Lin	D14/250
D720,738 S	1/2015	Rodriguez	
D721,066 S	1/2015	Yoon	

(Continued)

Primary Examiner — Susan E Krakower
Assistant Examiner — L. A. Grabenstetter
(74) *Attorney, Agent, or Firm* — Marsh Fischmann & Breyfogle LLP

- (21) Appl. No.: **29/601,856**
- (22) Filed: **Apr. 26, 2017**
- (51) **LOC (11) Cl.** **14-03**
- (52) **U.S. Cl.**
USPC **D14/250**
- (58) **Field of Classification Search**
USPC D3/201, 226, 227, 247, 249, 250, 269,
D3/303; D13/103, 107, 108, 119;
D14/137, 138 R, 138 AA, 138 C, 138 G,
D14/203.3–203.7, 217, 238.1, 247, 248,
D14/250–253, 440
CPC H04M 1/0283; H04M 1/0202; A45C 1/06;
A45C 2011/002; A45C 11/00; A45F
2005/028; A45F 2200/0525
See application file for complete search history.

(57) **CLAIM**
The ornamental design for a cover for a mobile communications device, as shown and described.

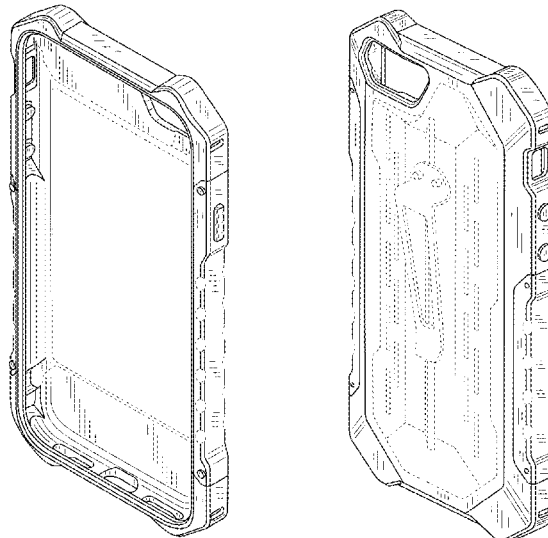
DESCRIPTION

FIG. 1 is a front perspective view of a cover for a mobile communications device;
FIG. 2 is a rear perspective view of the cover for a mobile communications device of FIG. 1;
FIG. 3 is a front view of the cover for a mobile communications device of FIG. 1;
FIG. 4 is a rear view of the cover for a mobile communications device of FIG. 1;
FIG. 5 is a right side view of the cover for a mobile communications device of FIG. 1;
FIG. 6 is a left side view of the cover for a mobile communications device of FIG. 1;
FIG. 7 is a top view of the cover for a mobile communications device of FIG. 1; and,
FIG. 8 is a bottom view of the cover for a mobile communications device of FIG. 1.
The broken lines depict unclaimed portions of the cover for a mobile communications device.

(56) **References Cited**
U.S. PATENT DOCUMENTS

D480,071 S *	9/2003	Lum	D14/217
7,989,085 B2 *	8/2011	Li	H04M 1/0283 174/50
D647,518 S *	10/2011	Fathollahi	D14/250
D670,279 S *	11/2012	Veltz	D14/250
D671,933 S *	12/2012	Rodgers	D14/250
8,379,160 B2 *	2/2013	Takenaka	G02F 1/13476 349/122
D681,613 S	5/2013	Magness	
D683,338 S	5/2013	Wilson	

1 Claim, 6 Drawing Sheets



(56)

References Cited

U.S. PATENT DOCUMENTS

8,931,745	B2 *	1/2015	Ng	H04M 1/04	D761,780	S *	7/2016	Nguyen	D14/250
					248/206.5	D762,198	S	7/2016	Burgess		
8,960,630	B2 *	2/2015	Fu	F16M 11/10	D762,633	S	8/2016	Fife		
					248/371	D765,644	S	9/2016	Witter		
D724,093	S *	3/2015	Dong	D14/440	D766,249	S *	9/2016	Veltz	D14/440
D726,170	S *	4/2015	Ng	D14/250	D766,819	S *	9/2016	Gjovik	D13/103
D728,549	S	5/2015	Su			D766,885	S *	9/2016	Armstrong	D14/250
D733,154	S *	6/2015	Armstrong	D14/440	D766,907	S *	9/2016	Veltz	D14/440
D737,263	S *	8/2015	Armstrong	D14/250	D767,551	S	9/2016	Sasaki		
D737,276	S *	8/2015	Armstrong	D14/440	D768,123	S *	10/2016	Armstrong	D14/250
D750,610	S	3/2016	Chen			D769,855	S	10/2016	Deng		
D755,772	S	5/2016	Sasaki			D772,211	S	11/2016	Poon		
D756,343	S	5/2016	Wall			D772,857	S	11/2016	Poon		
9,331,733	B2 *	5/2016	Tanaka	H01Q 7/00	D772,858	S *	11/2016	Hu	D14/250
						D773,447	S *	12/2016	Taylor	D14/250
						D776,105	S *	1/2017	Han	D14/250
						2016/0219999	A1	8/2016	Chang		

* cited by examiner




FIG.1

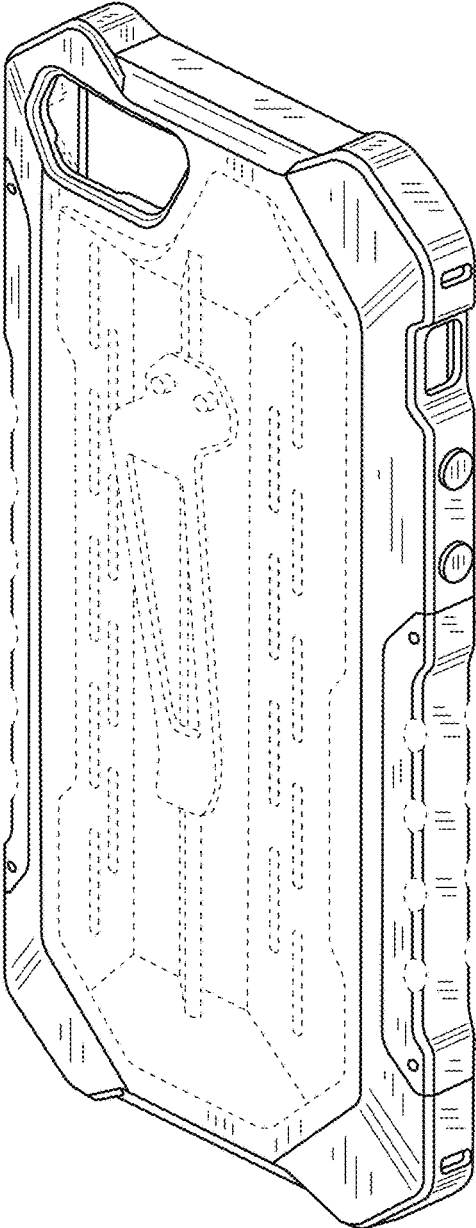


FIG.2




FIG.3

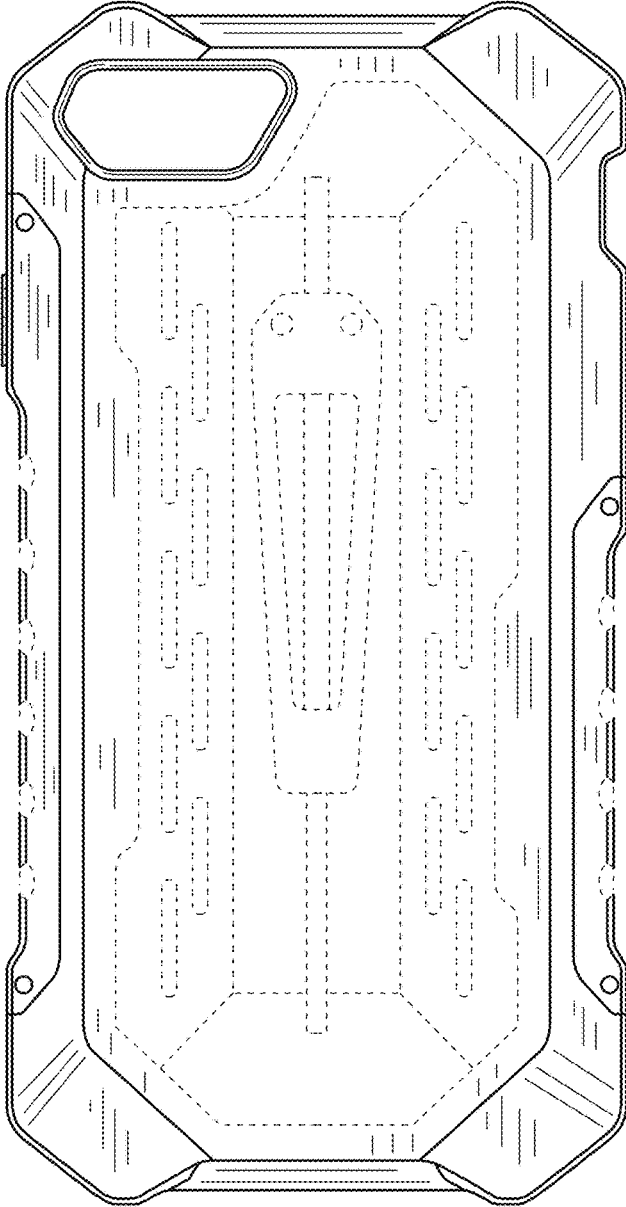


FIG.4

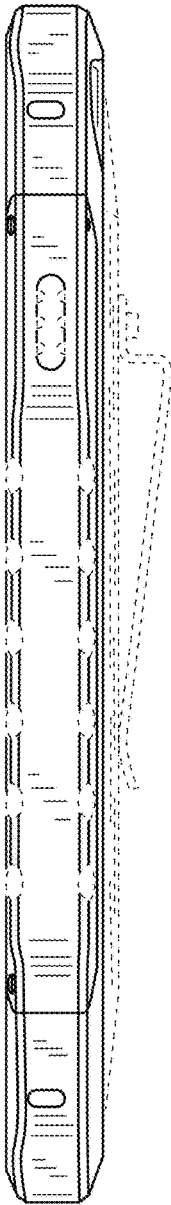


FIG.5

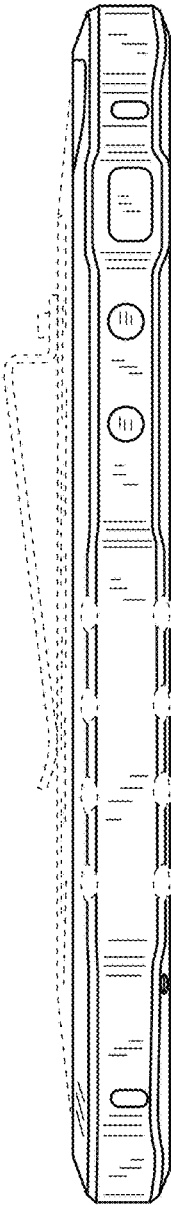


FIG.6




FIG.7

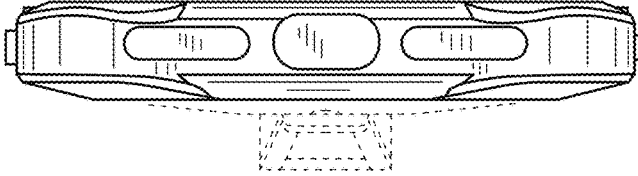


FIG.8