



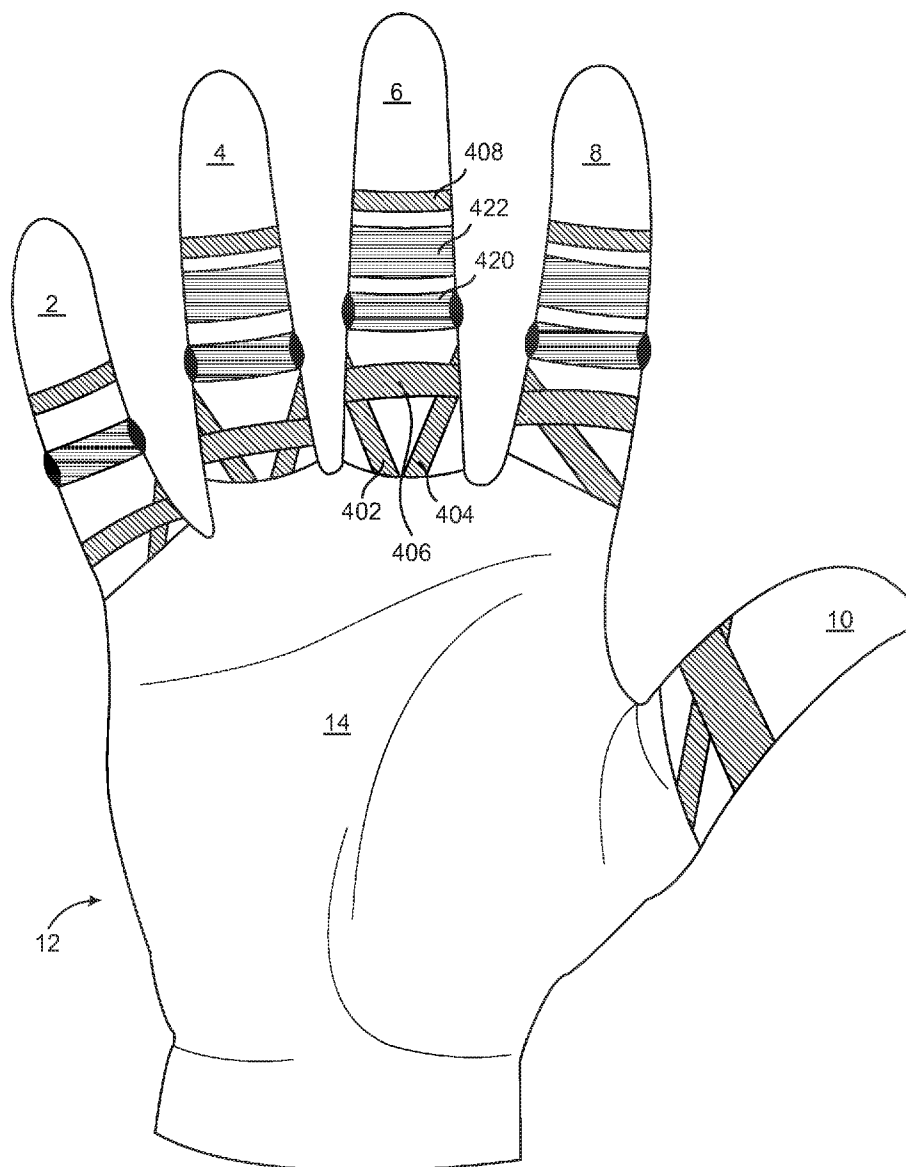
US 20140304886A1

(19) **United States**(12) **Patent Application Publication**
Eugene(10) **Pub. No.: US 2014/0304886 A1**(43) **Pub. Date: Oct. 16, 2014**(54) **ATHLETIC GRIP ENHANCING FINGER
GLOVES**(71) Applicant: **Jamelle Brian Eugene**, Naples, FL (US)(72) Inventor: **Jamelle Brian Eugene**, Naples, FL (US)(21) Appl. No.: **13/863,690**(22) Filed: **Apr. 16, 2013****Publication Classification**(51) **Int. Cl.**
A63B 71/14 (2006.01)
A41D 13/08 (2006.01)(52) **U.S. Cl.**CPC **A63B 71/148** (2013.01); **A41D 13/087**
(2013.01)USPC **2/163**

(57)

ABSTRACT

Apparatus worn on the fingers similarly to gloves, to enhance grip, particularly suitable as an aid in catching sports balls. The apparatus comprises a sheath for each finger, which may bear a friction enhancing material on an external surface. Each sheath may be internally reinforced by members which are more resistant to bending than the constituent material of the sheath. Reinforcement members may comprise bands which extend circumferentially about sheaths or may extend axially along sheaths. Sheaths may be provided with internal elastic bands which may overlie other bands at acute angles thereto or which do not overlie other bands.



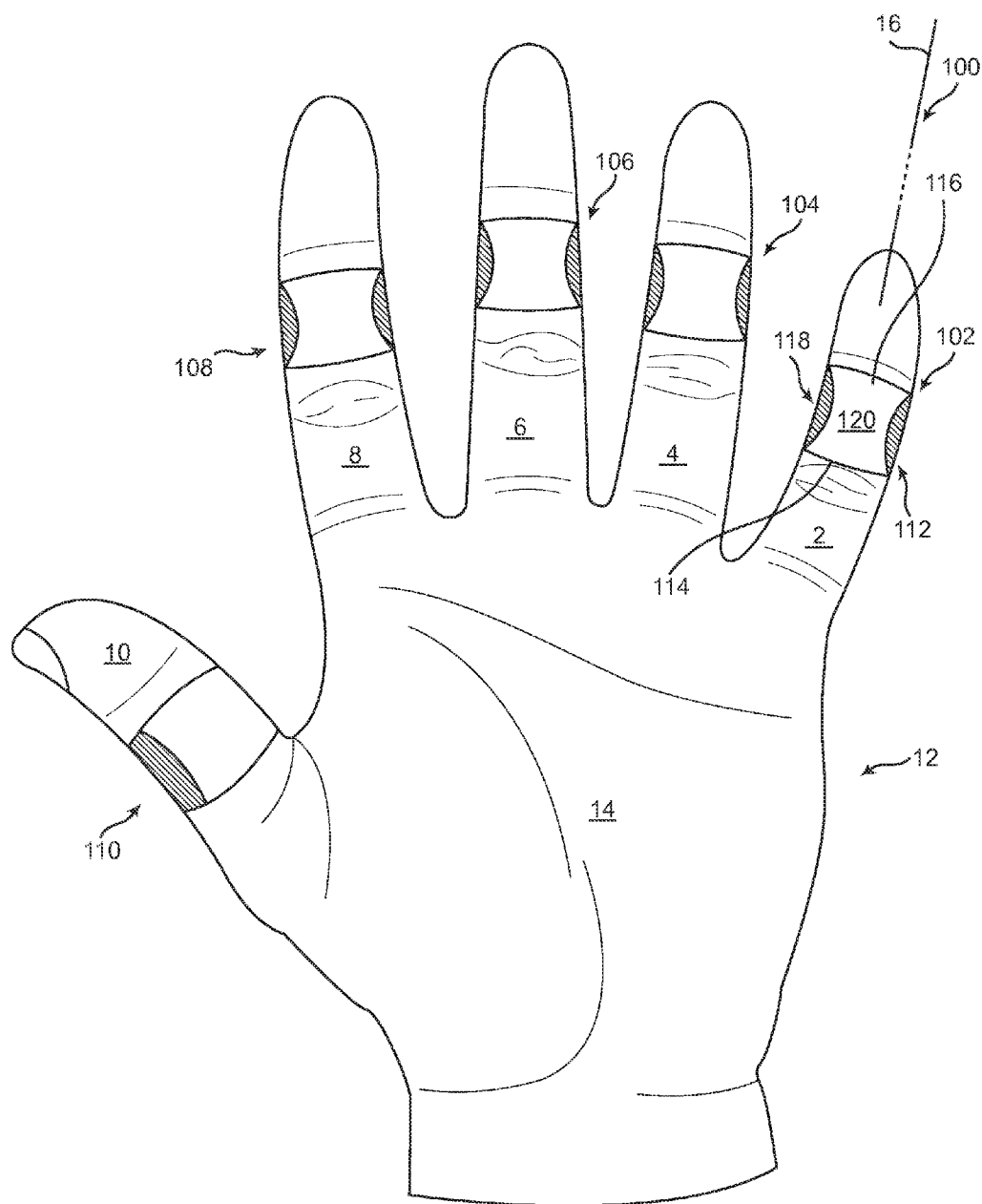


FIG. 1

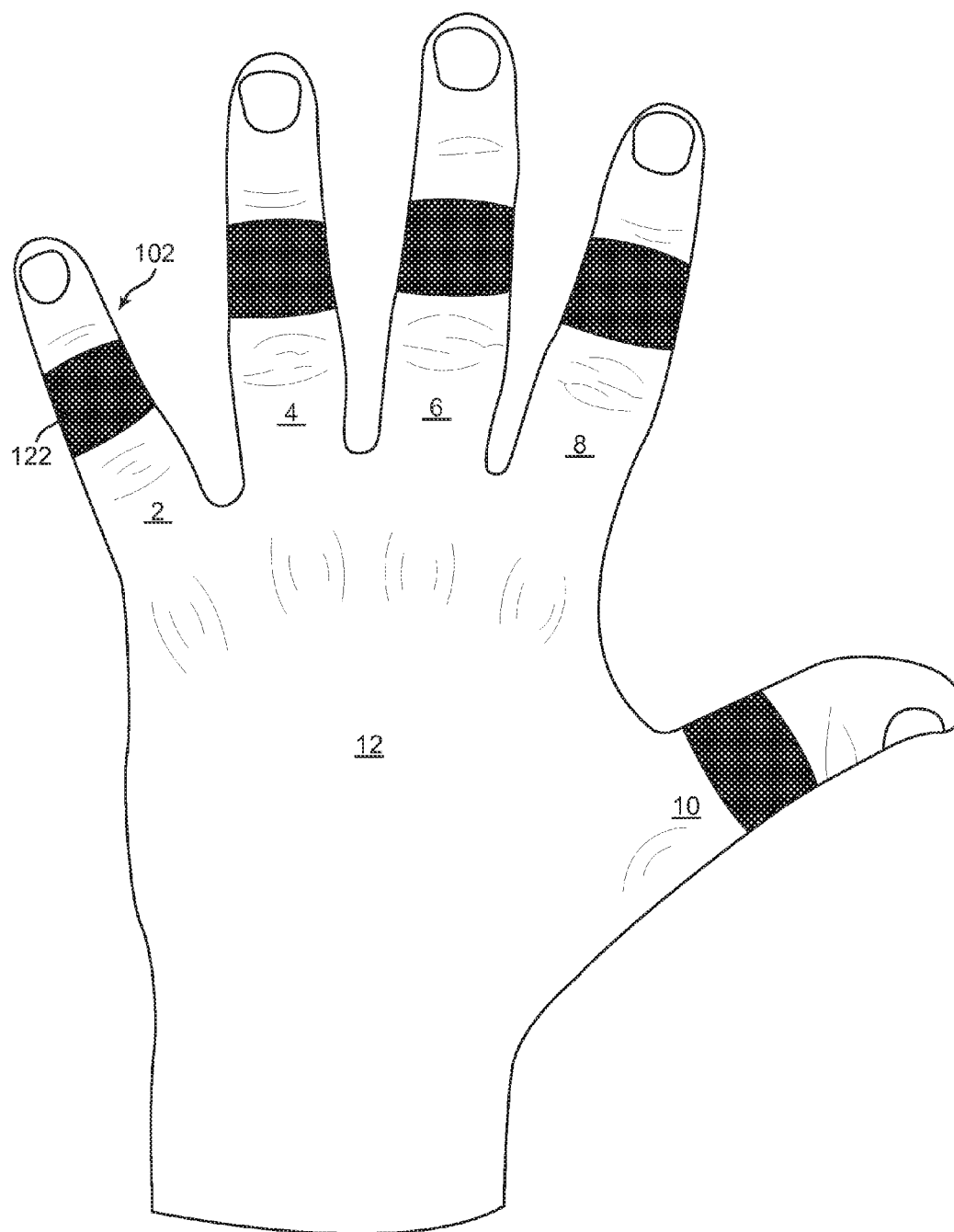


FIG. 2

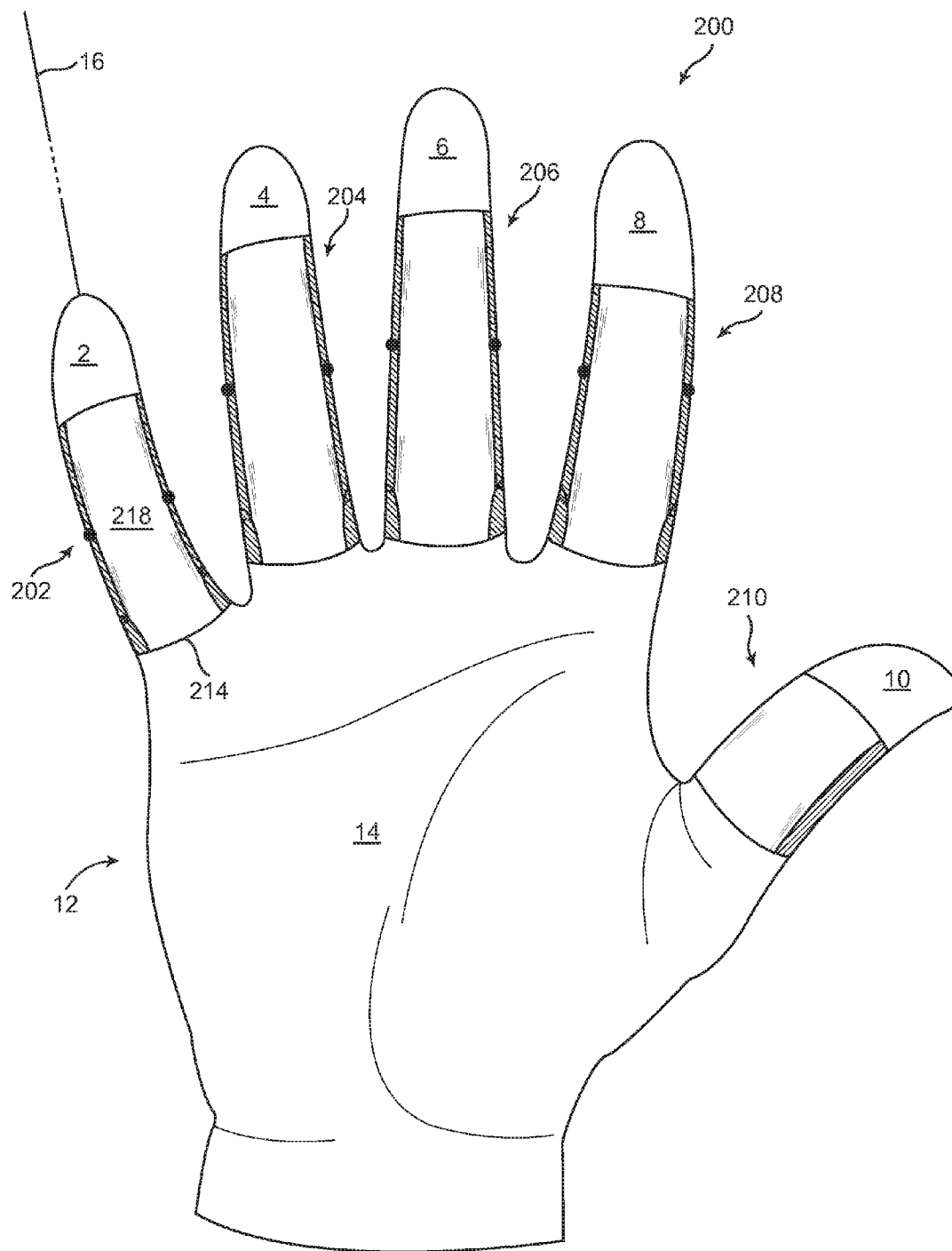


FIG. 3

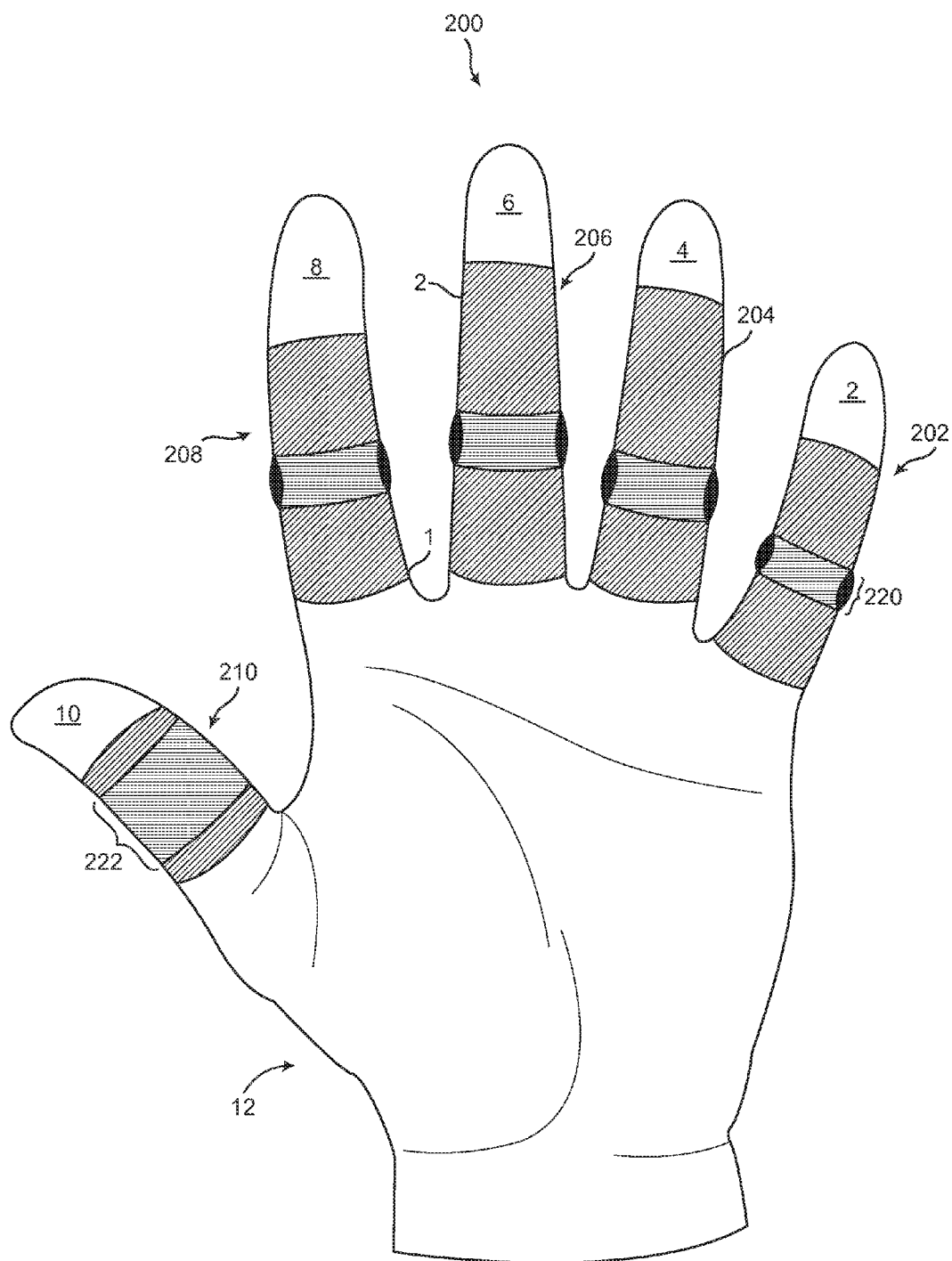


FIG. 4

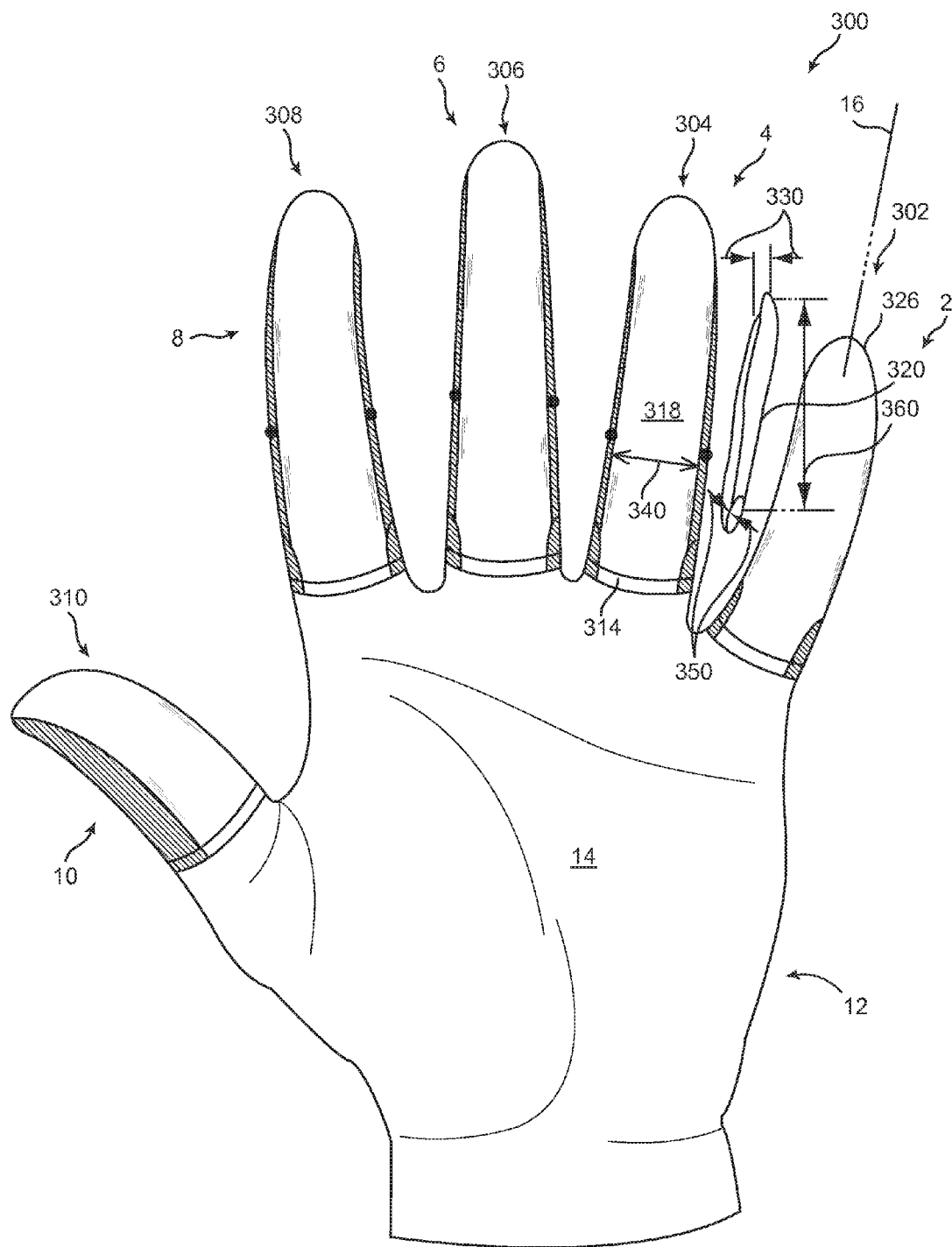


FIG. 5

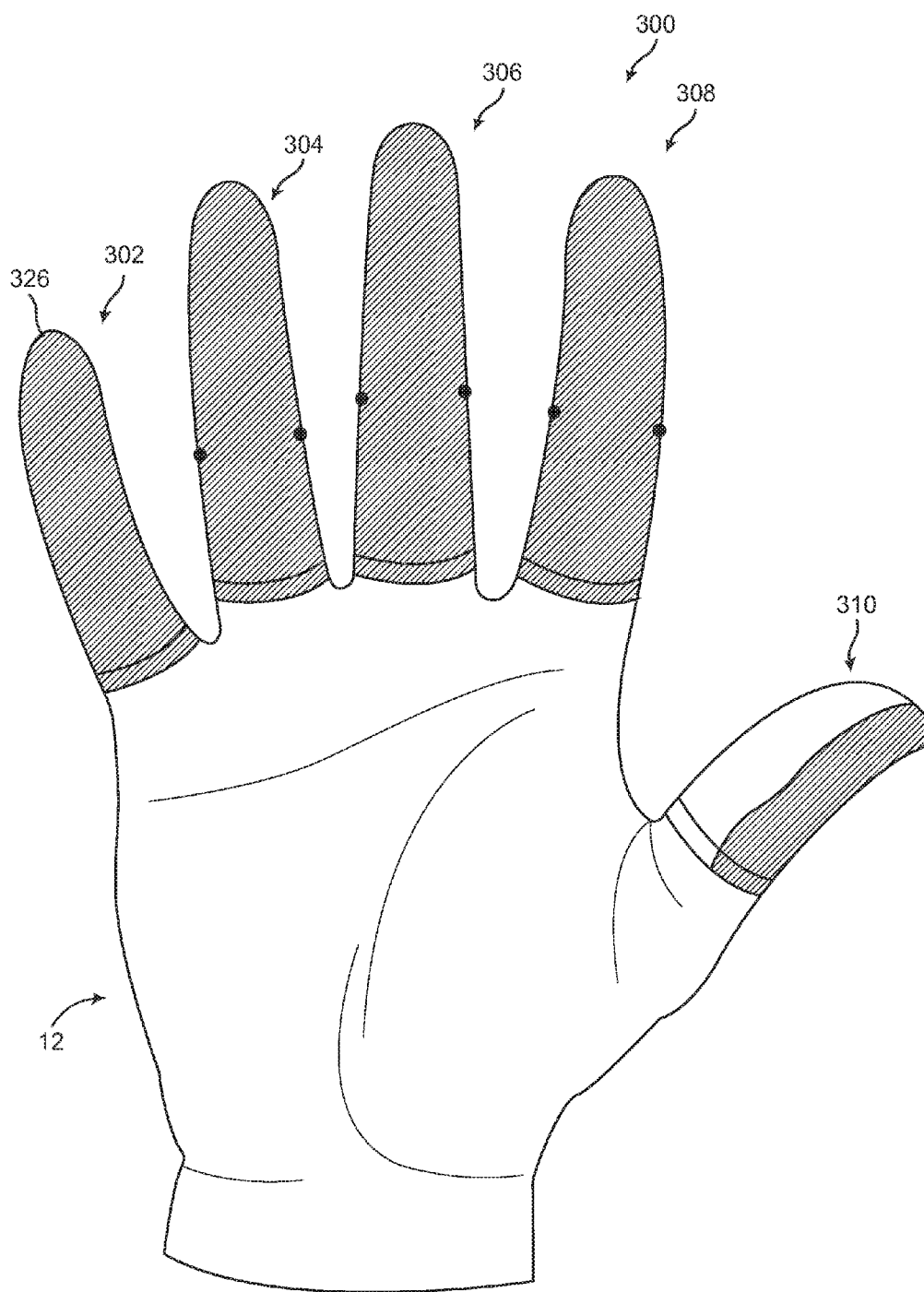


FIG. 6

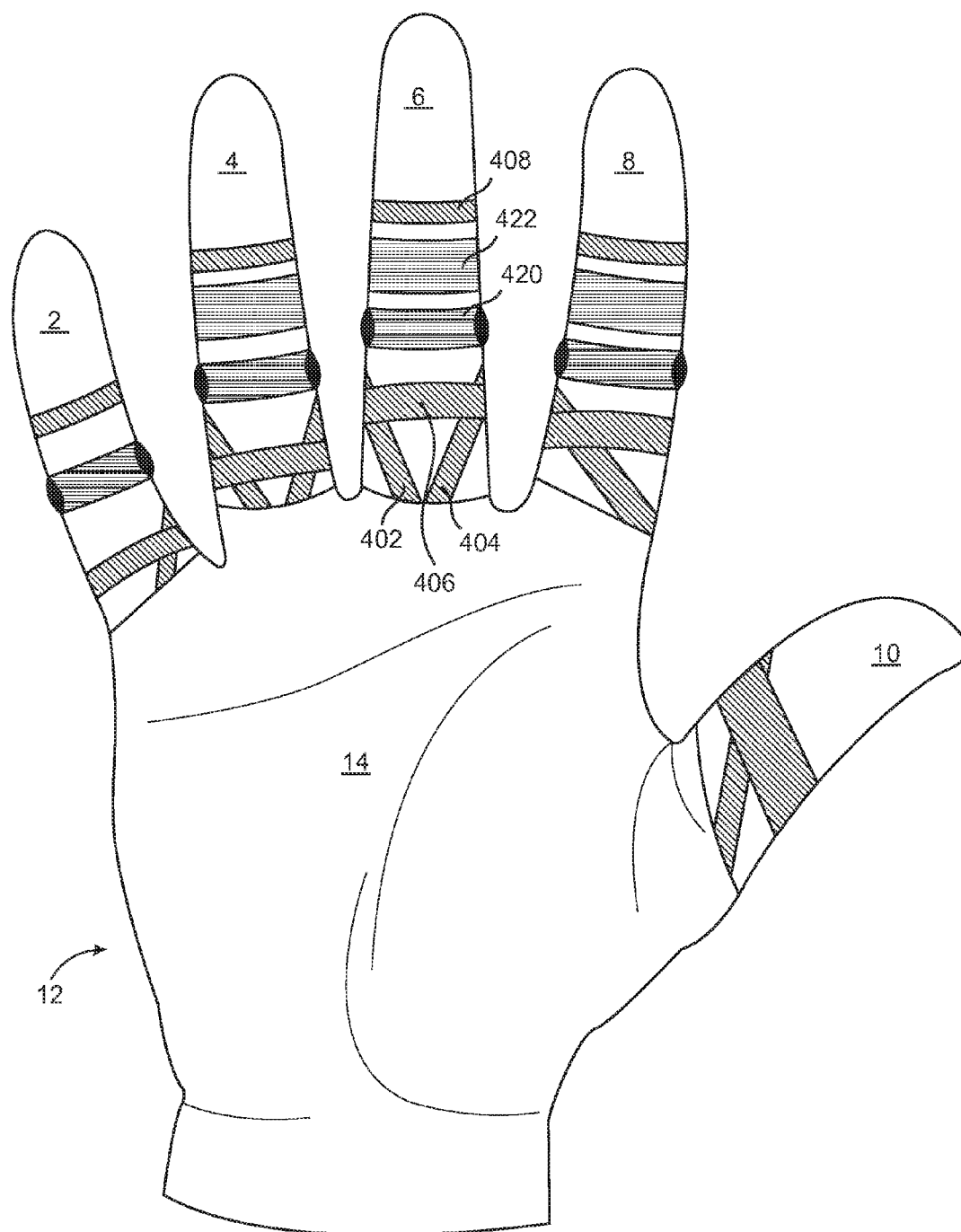


FIG. 7

ATHLETIC GRIP ENHANCING FINGER GLOVES

REFERENCE TO RELATED APPLICATION This application is a continuation of U.S. Non-Provisional Utility Application Ser. No. 13/291,541 filed on Nov. 8, 2011, and claims the benefit of priority thereto.

FIELD OF THE INVENTION

[0001] The present invention relates to performance enhancing apparel for the hands, and more particularly, to apparel for improving ability to catch or grasp moving objects.

BACKGROUND OF THE INVENTION

[0002] Athletes engaged in games having balls must periodically attempt to catch balls with their hands. In many sports, balls can be moving quite quickly. Consequently, considerable impact forces may be imposed on the hands. Also, a ball or other projectile may be spinning as well as moving along the ground quickly, which further complicates the action of catching the ball.

[0003] In the game of football for example, a ball may be thrown a considerable distance at considerable speed. Players from each team may attempt to catch the ball while running, which further complicates the issue of catching a ball.

[0004] Players have resorted to placing patches of tacky substances on their hands in an attempt to enhance their ability to catch a ball. However, tacky substances may objectionably transfer to the ball, may be difficult to remove after play is finished, and in some sports, may be banned.

[0005] There exists a need in the art for a way of improving grip which will assist in catching balls in dynamic environments.

SUMMARY OF THE INVENTION

[0006] The present invention addresses the above stated need by providing apparel worn on the hands which addresses those issues which pertain to activities such as catching balls. The apparel includes at a minimum a sleeve for each finger. The sleeve may comprise an exterior structural material which encircles and grips the finger. The sleeve may be complemented by internal structure for cushioning and reinforcing the finger, such as rubbery bands or somewhat stiff splints, by external structure improving frictional characteristics which assist in gripping a moving object such as a ball, or both.

[0007] The sleeves may extend the full length of the finger, or only along a more limited extent of the finger. Finger tips may be either exposed or covered by the sleeves.

[0008] The sleeves may be used in the absence of or with conventional gloves or other hand coverings, even including plaster casts which may be provided for medical purposes.

[0009] It is an object of the invention to provide practical, reusable devices for improving grasp of moving object such as sports balls.

[0010] Another object of the invention is to provide grasp improving apparatus which is compatible with conventional gloves.

[0011] It is an object of the invention to provide improved elements and arrangements thereof by apparatus for the purposes described which is inexpensive, dependable, and fully effective in accomplishing its intended purposes.

[0012] These and other objects of the present invention will become readily apparent upon further review of the following specification and drawings.

BRIEF DESCRIPTION OF THE DRAWINGS

[0013] Various objects, features, and attendant advantages of the present invention will become more fully appreciated as the same becomes better understood when considered in conjunction with the accompanying drawings, in which like reference characters designate the same or similar parts throughout the several views, and wherein:

[0014] FIG. 1 is an environmental front elevational view of grip enhancing apparatus according to at least one aspect of the invention.

[0015] FIG. 2 is a rear view of FIG. 1.

[0016] FIG. 3 is an environmental front elevational view of grip enhancing apparatus according to at least one further aspect of the invention.

[0017] FIG. 4 is a rear view of FIG. 3.

[0018] FIG. 5 is an environmental front elevational view of grip enhancing apparatus according to at least still another aspect of the invention.

[0019] FIG. 6 is a rear view of FIG. 5.

[0020] FIG. 7 is a diagrammatic environmental plan view of components which may be incorporated into the grip enhancing apparatus of FIGS. 4 and 6.

DETAILED DESCRIPTION

[0021] Referring first to FIG. 1, according to at least one aspect of the invention, there is shown grip enhancing apparatus 100 for the fingers 2, 4, 6, and 8 and thumb 10 of a wearer. The grip enhancing apparatus 100 may comprise a group or set of sleeves 102, 104, 106, 108, 110. Each sleeve 104, 106, 108, or 110 may share characteristics of the sleeve 102. Hence, description will refer to one sleeve such as the sleeve 102, with the understanding that the remaining sleeves 104, 106, 108, or 110 in FIGS. 1 and 2 may be similar in structure and function. The same applies to all other sets of sleeves shown and described herein.

[0022] The sleeve 102 is dimensioned and configured to be worn on the finger 2 of one hand 12 of the wearer. The sleeve 102 may comprise a mildly constricting tubular sheath 112 having an open proximal end 114 and an opposed distal end 116, and an external surface comprising a grip zone 118 bearing a friction increasing material 120. The grip zone 118 covers less than the full extent of the external surface, leaving a zone 122 which is devoid of the friction increasing material 120.

[0023] Description of the sheath as tubular is intended to convey that the sheath fully encircles any one finger along at least part of the length of the finger, but does not necessarily imply a circular cross section since the material is fairly pliable and will not maintain any one cross sectional configuration.

[0024] The constituent material of the sheath of the sleeve 102 may be for example a woven or unwoven fabric of any suitable constituency and construction which is air permeable, thereby enabling the sheath to "breathe", or to dissipate perspiration from the skin through the sheath to ambient air. This constituent material may comprise artificial fibers such as nylon, rayon, polyester, and others, or a natural fiber such as cotton, or still other types of natural and synthetic fibers,

and blends or combinations of these fibers. The selected fibers will be resistant to deterioration by exposure to perspiration, or sweat resistant.

[0025] The friction increasing material **120** may be of several types. For example, the constituent material may be a rubbery natural or synthetic material, and may bear a plain untextured surface, or may bear a textured surface. A textured surface is one in which outwardly facing projections such as ridges, bumps, and other structures are formed. Alternatively, a textured surface may comprise inwardly facing structures such as dimples.

[0026] Another example of a friction increasing material **120** is a tacky substance such as Stickum®, which may take several forms, each of which is a product of Mueller Sports Medicine, Inc., One Quench Drive, Prairie du Sac, Wis. 53578, which is distributed nationally in various retail outlets.

[0027] The grip zone **118** does not encircle the tubular sheath of the sleeve **102**, but rather extends along that side of the finger **2** which faces the same direction as the palm **14** of the hand **12**. Of course, because the sheath of the sleeve **102** is flexible, the sleeve may be donned so that the grip zone **118** faces another direction. Because most grasping is done by closing the fingers **2**, **4**, **6**, **8** and the thumb **10** over the palm **14**, it is contemplated that in most cases, the grip zone **118** will be advantageously oriented as shown and described. Description of the grip zone **118** as being oriented as described is intended merely as a semantic convenience to distinguish the sleeve **102** from other sleeves presented herein. With this understanding in mind, the grip zone **118** extends along most of the axial length of the tubular sheath. The axial length is that dimension which would be parallel to the longitudinal axis **16** of the finger **2**.

[0028] In the embodiment of FIGS. 1 and 2, the sleeves **102**, **104**, **106**, **108**, **110** appear visually as rather broad rings, which have axial length not significantly greater than the diameter of the sheaths.

[0029] Referring now to FIGS. 3 and 4, there is shown grip enhancing apparatus **200** for the fingers **2**, **4**, **6**, and **8** and thumb **10** of a wearer. The grip enhancing apparatus **200** may comprise a group or set of sleeves **202**, **204**, **206**, **208**, **210** which are considerably greater in axial length than their respective counterparts **102**, **104**, **106**, **108**, **110** of FIG. 1.

[0030] Also, the sleeves **202**, **204**, **206**, **208**, **210** each have an internal supplementary or reinforcing member to be described hereinafter. The general character of the constituent materials of the sheaths and grip zone **218** of the sleeve **202**, which will be understood to be representative of the remaining sleeves **204**, **206**, **208**, **210** may be the same as that of the sleeve **102**.

[0031] The grip zone **218** of the sleeve **202** fully encircles the tubular sheath and extends along less than half of the axial length of the tubular sheath.

[0032] The sleeve **202** also incorporates an internal reinforcing member **220** (see FIG. 4) which is less pliable than the tubular sheath and is coupled to the tubular sheath. The internal reinforcing member **220** may comprise a thicker fabric, a different material such as natural or synthetic rubber or leather, or of still other constituency. The internal reinforcing member **220** may avoid encroaching upon the grip zone **218**, and thus would be shown mostly from the rear view of the hand **12**, as seen in FIG. 4. The reinforcing member **220** may be internal either by being sandwiched between two plies or layers of the sheath of the sleeve **202**, where the sleeve **202** is so fabricated, may be worn inside the sheath of the sleeve **202**

so as to contact the finger **2** directly, or may be incorporated into the sleeve **202** in other ways. Regardless of its constituency, it is seen that the reinforcing member **220** at least partially encircles the tubular sheath and extends along the axial length of the tubular sheath for a distance less than the full axial length of the tubular sheath. The reinforcing member **220** could if desired be arranged to fully encircle the tubular sheath, provided it does not cover or functionally interfere with the grip zone **218**.

[0033] The axial length of a reinforcing member, such as the reinforcing member **222** of the sleeve **210** for the thumb **10**, may extend along the axial length of the tubular sheath for a distance greater than half of the full axial length of the associated sleeve **210**.

[0034] FIGS. 5 and 6 show a grip enhancing apparatus **300** for the fingers **2**, **4**, **6**, and **8** and thumb **10** of a wearer. The grip enhancing apparatus **300** may comprise a group or set of sleeves **302**, **304**, **306**, **308**, **310** which are considerably greater in axial length than their respective counterparts **102**, **104**, **106**, **108**, **110** of FIG. 1. Notably, the sheath of each one of the sleeves **302**, **304**, **306**, **308**, **310** extends the full length of its associated finger **2**, **4**, **6**, **8** or thumb **10**. Moreover, the distal ends of each tubular sheath, such as the distal end **326** of the sleeve **302**, are closed and cover the tip of their associated fingers, such as the finger **2**. The general character of the constituent materials of the sheaths and grip zone **218** of the sleeve **202**, which will be understood to be representative of the remaining sleeves **204**, **206**, **208**, **210** may be the same as that of the sleeve **102**.

[0035] Also, the sleeves **302**, **304**, **306**, **308**, **310** each may have an internal supplementary or reinforcing member such as a reinforcing member **320** (shown for the sleeve **304**, but which will be understood to be representative for the remaining sleeves **302**, **306**, **308**, **310**) which may comprise a bendable splint. The reinforcing member **320** may be formed from a mildly pliable or flexible material such as polyethylene for example. The reinforcing member **320** may have a width (indicated by opposed arrows **330**) which does not exceed half the diameter **340** of the tubular sheath. The reinforcing member **320** may have a thickness (indicated by opposed arrows **350**) which is no greater than half of the width. The reinforcing member **320** may extend in length **360** along the tubular sheath at least half of the length of the finger **4** of the wearer.

[0036] The reinforcing member **320** may be incorporated into its associated sleeve **304** in any suitable way, such as by being enveloped between two plies, where the sleeve **304** is so constructed, by being adhered to the interior of the sheath of the sleeve **304**, or in other ways.

[0037] FIG. 7 shows a form of reinforcement which may be incorporated into the sleeves of any of the apparatuses of adequate length, such as the grip enhancing apparatuses **200** and **300**. FIG. 7 is diagrammatic in that the subject matter will be incorporated into sheath structure which is omitted from FIG. 7 to preserve clarity of the view. In practice, it is contemplated that the elements newly presented in FIG. 7 will be fully contained within the interior of the sheath structure or alternatively, adhered to the interior surface of the sheath structure. Regardless of which option is practiced, the described elements will be disposed internally within the tubular sheath.

[0038] Again using one finger **6** as representative of the remaining fingers **2**, **4**, **8**, **10**, a reinforcement arrangement may comprise a first elastic band **402**, a second elastic band

404, and a third elastic band **406**, all of which are arranged to overlie at least one of the remaining elastic bands **402**, **404**, **406**, to form an acute angle at their mutual intersections where they overlie one another, and to encircle the finger **6**. The first elastic band **402**, the second elastic band **404**, and the third elastic band **406** are located proximate the proximal ends of their associated tubular sheaths (such as the proximal ends **214** seen in FIGS. **3** and **314** seen in FIG. **5**). The assembly comprising overlying elastic bands **402**, **404**, **406** extends less than half of the axial length of the tubular sheath of the associated sleeve, such as the sleeves **202** of FIG. **3** or **304** of FIG. **5**.

[0039] The assembly of overlying elastic bands **402**, **404**, **406** may be supplemented by a further elastic band **408** which is disposed to encircle the finger **6** and which is located away from and out of contact with the elastic bands **402**, **404**, **406**.

[0040] The various reinforcing members presented herein may be combined in any one sleeve such as the sleeve **304** for example, where such combination is feasible. Illustratively, and continuing to refer to FIG. **7**, the elastic bands **402**, **404**, **406**, and **408** may be used in conjunction with a reinforcement member **420** and an elastic fabric band **422**. The reinforcement member **420** may be the structural and functional equivalent of the reinforcement member **220** of FIG. **4** for example, and may be located so as to protect a joint or knuckle of the finger **6**. The elastic fabric band **422** may be of a stretchable synthetic fiber, such as spandex for example, and may cover a part of the finger **6** between two joints or knuckles. It will be appreciated that the elastic bands **402**, **404**, **406**, **408**, the reinforcement members **420**, and the elastic fabric band **422** do not conflict with one another and thus may all be incorporated into a sleeve such as the sleeve **304**.

[0041] While the present invention has been described in connection with what is considered the most practical and preferred embodiment, it is to be understood that the present invention is not to be limited to the disclosed arrangements, but is intended to cover various arrangements which are included within the spirit and scope of the broadest possible interpretation of the appended claims so as to encompass all modifications and equivalent arrangements which are possible

I claim:

1. Grip enhancing apparatus for the fingers of a wearer, comprising a set of sleeves wherein each sleeve is dimensioned and configured to be worn on one finger or thumb of one hand of the wearer, each sleeve comprises a constricting tubular sheath having an open proximal end and an opposed distal end and an external surface comprising a grip zone bearing a friction increasing material, wherein the grip zone covers less than the full extent of the external surface.

2. The grip enhancing apparatus of claim **1**, wherein the grip zone fully encircles the tubular sheath and extends along less than half of the axial length of the tubular sheath.

3. The grip enhancing apparatus of claim **1**, wherein the grip zone does not encircle the tubular sheath and extends along most of the axial length of the tubular sheath.

4. The grip enhancing apparatus of claim **1**, wherein the tubular sheath is fabricated from an air permeable fabric material.

5. The grip enhancing apparatus of claim **1**, wherein the tubular sheath is fabricated from a sweat resistant material.

6. The grip enhancing apparatus of claim **1**, further comprising a reinforcing member which is less pliable than the tubular sheath and is coupled to the tubular sheath.

7. The grip enhancing apparatus of claim **6**, wherein the reinforcing member encircles the tubular sheath and extends along the axial length of the tubular sheath for a distance less than the axial length of the tubular sheath.

8. The grip enhancing apparatus of claim **6**, wherein the reinforcing member extends along the axial length of the tubular sheath for a distance of at least most of the axial length of the tubular sheath, and does not encircle the tubular sheath.

9. The grip enhancing apparatus of claim **8**, wherein the reinforcing member comprises a bendable splint which in width does not exceed half the diameter of the tubular sheath, in thickness is no greater than half of the width, and which extends along the tubular sheath at least half of the length of the finger of the wearer.

10. The grip enhancing apparatus of claim **1**, wherein each tubular sheath extends the full length of its associated finger.

11. The grip enhancing apparatus of claim **1**, wherein the distal end of each tubular sheath is closed and covers the tip of its associated finger.

* * * * *