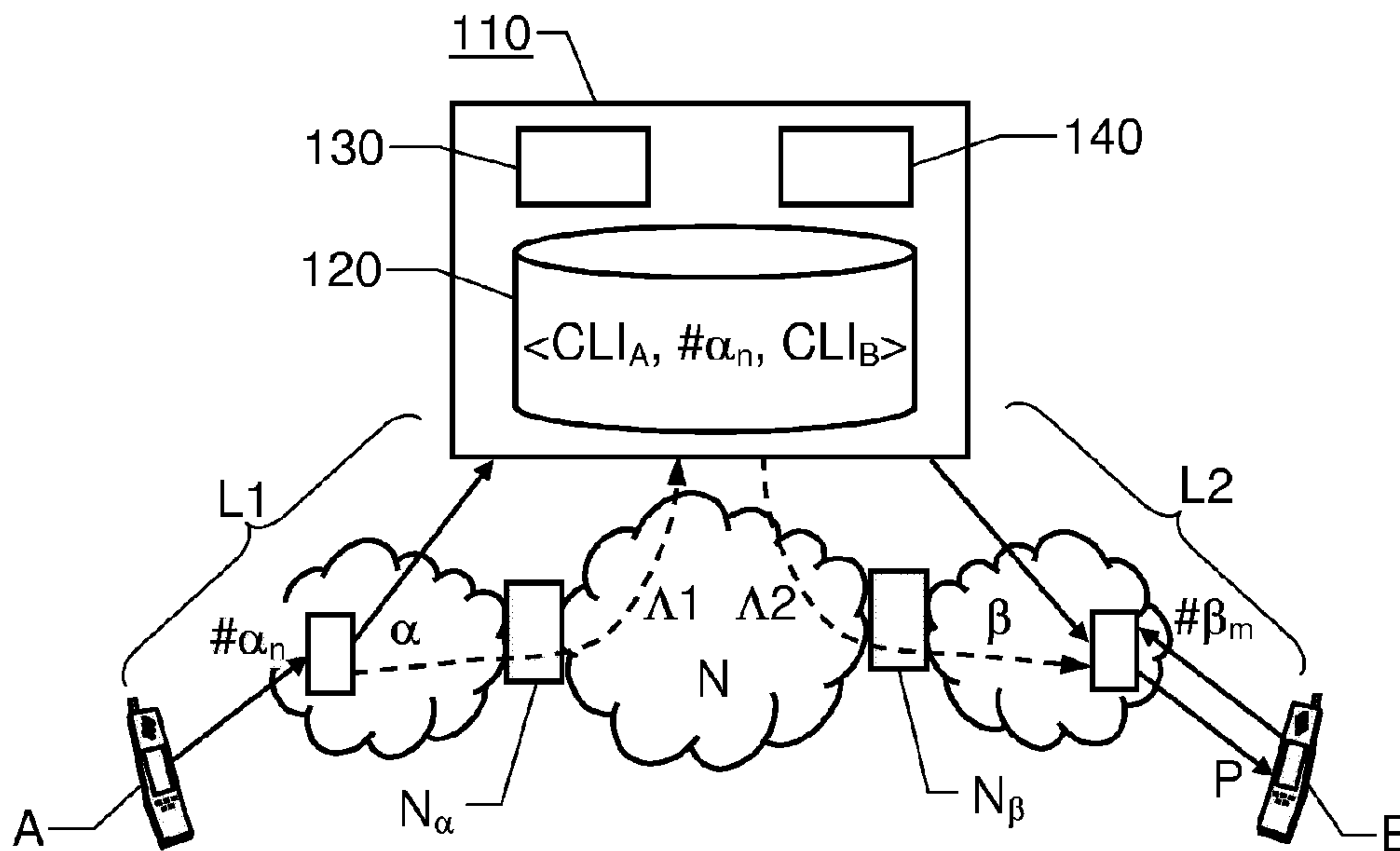




(86) Date de dépôt PCT/PCT Filing Date: 2007/03/12
 (87) Date publication PCT/PCT Publication Date: 2007/11/15
 (45) Date de délivrance/Issue Date: 2015/01/20
 (85) Entrée phase nationale/National Entry: 2008/11/07
 (86) N° demande PCT/PCT Application No.: SE 2007/050142
 (87) N° publication PCT/PCT Publication No.: 2007/129967
 (30) Priorité/Priority: 2006/05/10 (SE0601045-8)

(51) Cl.Int./Int.Cl. *H04M 3/44* (2006.01),
H04M 3/42 (2006.01), *H04Q 3/76* (2006.01)
 (72) Inventeurs/Inventors:
WINBLADH, HJALMAR, SE;
LINDROTH, JONAS, SE
 (73) Propriétaire/Owner:
REBTEL NETWORKS AB, SE
 (74) Agent: ROBIC

(54) Titre : COMMUNICATION PAR TELEPHONE
 (54) Title: TELEPHONE COMMUNICATION



(57) Abrégé/Abstract:

A telephone connection is established between a first terminal (A) and a second terminal (B). The first terminal (A) is presumed to be associated with a subscription in a first home telephone network (α) in which the terminal (A) is identified by means of a first network identity (CLI_A). Correspondingly, the second terminal (B) is presumed to be associated with a subscription in a second home telephone network (β) in which the second terminal (B) is identified by means of a second network identity (CLI_B). According to the invention, a host resource (110) routes a call from the first terminal (A) to the second terminal (B) based on a combination of the first network identity (CLI_A) and a first common telephone number ($\# \alpha_n$) in the first home telephone network (α) dialed by the first terminal (A). This is rendered possible because the first common telephone number ($\# \alpha_n$) is selected such that the first is combination unique. However, the first common telephone number ($\# \alpha_n$), as such, is adapted to be shared among a group of users in the first home telephone network.

(12) INTERNATIONAL APPLICATION PUBLISHED UNDER THE PATENT COOPERATION TREATY (PCT)

(19) World Intellectual Property Organization
International Bureau



(43) International Publication Date
15 November 2007 (15.11.2007)

PCT

(10) International Publication Number
WO 2007/129967 A1

(51) International Patent Classification:

H04M 3/44 (2006.01) *H04Q 7/38* (2006.01)
H04M 3/42 (2006.01) *H04Q 3/76* (2006.01)

(21) International Application Number:

PCT/SE2007/050142

(22) International Filing Date: 12 March 2007 (12.03.2007)

(25) Filing Language: English

(26) Publication Language: English

(30) Priority Data:

0601045-8 10 May 2006 (10.05.2006) SE

(71) Applicant (for all designated States except US): **REBTEL NETWORKS AB** [SE/SE]; S-131 26 Nacka Strand (SE).

(72) Inventors; and

(75) Inventors/Applicants (for US only): **WINBLADH, Hjalmar** [SE/SE]; S-132 37 Saltsjö-Boo (SE). **LINDROTH, Jonas** [SE/SE]; S-113 38 Stockholm (SE).(74) Agent: **BJERKÉNS PATENTBYRÅ KB**; Att: Joakim Wahlsson, S-114 50 Stockholm (SE).

(81) Designated States (unless otherwise indicated, for every kind of national protection available): AE, AG, AL, AM,

AT, AU, AZ, BA, BB, BG, BR, BW, BY, BZ, CA, CH, CN, CO, CR, CU, CZ, DE, DK, DM, DZ, EC, EE, EG, ES, FI, GB, GD, GE, GH, GM, GT, HN, HR, HU, ID, IL, IN, IS, JP, KE, KG, KM, KN, KP, KR, KZ, LA, LC, LK, LR, LS, LT, LU, LY, MA, MD, MG, MK, MN, MW, MX, MY, MZ, NA, NG, NI, NO, NZ, OM, PG, PH, PL, PT, RO, RS, RU, SC, SD, SE, SG, SK, SL, SM, SV, SY, TJ, TM, TN, TR, TT, TZ, UA, UG, US, UZ, VC, VN, ZA, ZM, ZW.

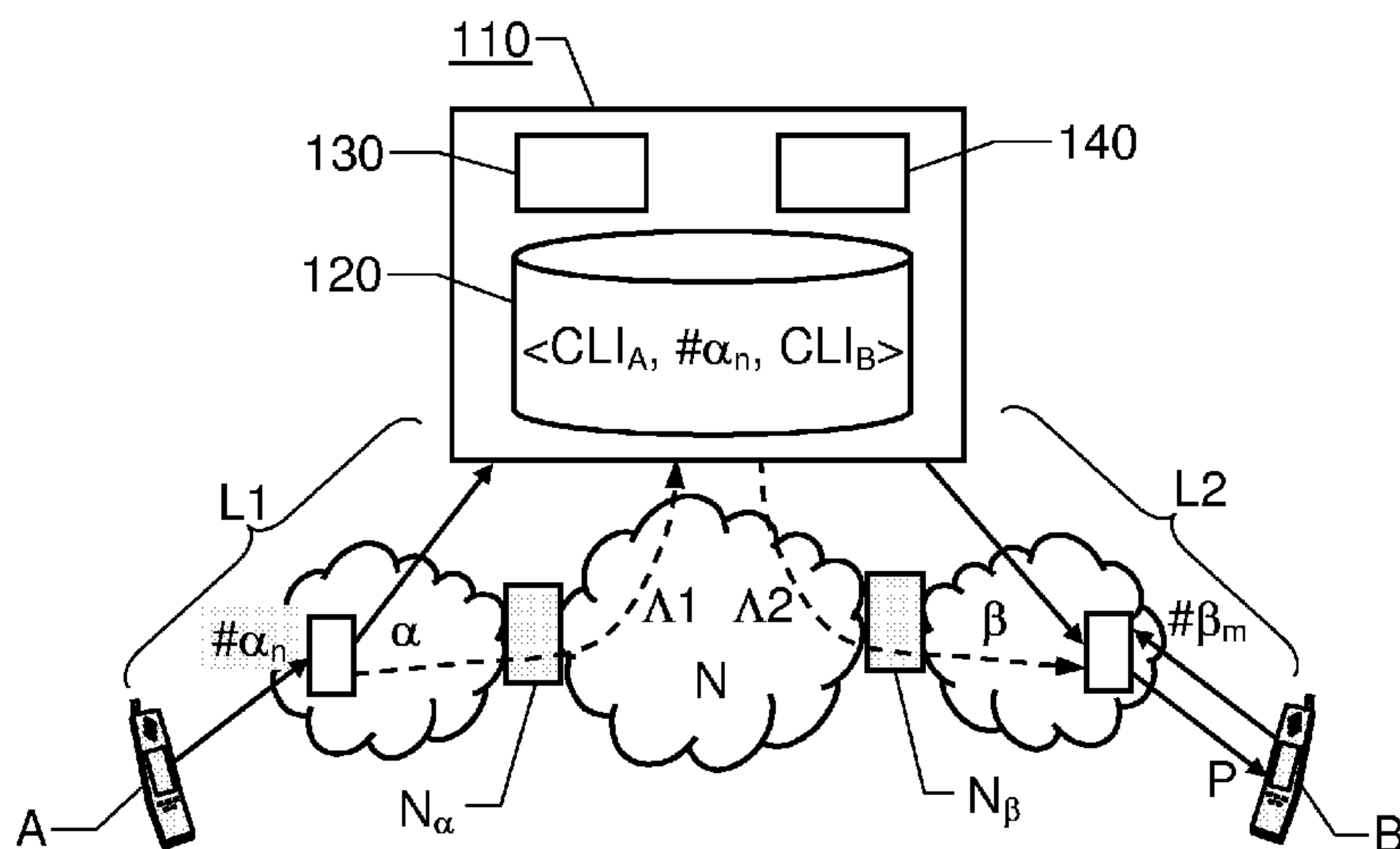
(84) Designated States (unless otherwise indicated, for every kind of regional protection available): ARIPO (BW, GH, GM, KE, LS, MW, MZ, NA, SD, SL, SZ, TZ, UG, ZM, ZW), Eurasian (AM, AZ, BY, KG, KZ, MD, RU, TJ, TM), European (AT, BE, BG, CH, CY, CZ, DE, DK, EE, ES, FI, FR, GB, GR, HU, IE, IS, IT, LT, LU, LV, MC, MT, NL, PL, PT, RO, SE, SI, SK, TR), OAPI (BF, BJ, CF, CG, CI, CM, GA, GN, GQ, GW, ML, MR, NE, SN, TD, TG).

Published:

- with international search report
- before the expiration of the time limit for amending the claims and to be republished in the event of receipt of amendments

For two-letter codes and other abbreviations, refer to the "Guidance Notes on Codes and Abbreviations" appearing at the beginning of each regular issue of the PCT Gazette.

(54) Title: TELEPHONE COMMUNICATION



(57) Abstract: A telephone connection is established between a first terminal (A) and a second terminal (B). The first terminal (A) is presumed to be associated with a subscription in a first home telephone network (α) in which the terminal (A) is identified by means of a first network identity (CLI_A). Correspondingly, the second terminal (B) is presumed to be associated with a subscription in a second home telephone network (β) in which the second terminal (B) is identified by means of a second network identity (CLI_B). According to the invention, a host resource (110) routes a call from the first terminal (A) to the second terminal (B) based on a combination of the first network identity (CLI_A) and a first common telephone number ($\#n$) in the first home telephone network (α) dialed by the first terminal (A). This is rendered possible because the first common telephone number ($\#n$) is selected such that the first is combination unique. However, the first common telephone number ($\#n$), as such, is adapted to be shared among a group of users in the first home telephone network.

Telephone Communication

5 THE BACKGROUND OF THE INVENTION AND PRIOR ART

The present invention relates generally to cost efficient communication solutions. More particularly the invention relates to a system for establishing a telephone connection according to the preamble of claim 1 and a corresponding method according to
10 the preamble of claim 7. The invention also relates to a computer program product according to claim 13 and a computer readable medium according to claim 14.

The advent of the Internet has created a new medium through which data can be exchanged very cost efficiently over vast distances. Recently, numerous designs have also been presented
15 that enable telephone traffic to be effected via the Internet. Thus, the otherwise so expensive long distance rates can be reduced significantly. However, the known solutions in this area are disadvantageous for various reasons, primarily with reference to lack of compatibility. Namely, either a dedicated Internet service must be used, such as MSN® or Skype™, or tailor-made terminals are required. In both cases it becomes relatively complicated and/or expensive to make and receive phone calls
20 to/from users who are not subscribes to the same service as the other party. Alternatively, so-called double dialing or dial-through may be employed. This means that the caller first dials a local access number, and thereafter enters a pause sign (or equivalent character, e.g. represented by a "P") plus an international number to the callee. One major drawback with this approach
25 is that it is comparatively complicated to store the callee's
30

number in a conventional software telephone book of the user terminal because different terminals may use different notation standards and different network operators may require different formats to invoke the service.

5 Of course, if a local telephone number were registered in each region/country where a user has friends, relatives, business partners etc. who the user wishes to offer an inexpensive calling alternative, and if all calls to any of these numbers were routed to the user's home subscription, the user could be reached on a
10 local call rate "irrespective" of the caller's location. Nevertheless, such a solution would only be cost efficient for the callers, since maintaining and administrating the local telephone numbers is relatively expensive for the callee, particularly if he/she desires local numbers in many countries/regions.

15 The US patent publication No. 2006/0003770 discloses a solution for routing telephone calls to and from wireless phones using a low cost communications network other than a traditional telephone circuit switched network, e.g. the Internet. Here, a virtual phone client is implemented in the wireless phone for
20 communication with a virtual phone server accessible via the wireless network. To effect calls, the client also communicates with an Internet gateway identified by the server. However, having to install the virtual phone client in the user terminal renders the solution inflexible. The network coverage is also comparatively limited. Moreover, the routing and billing schemes
25 become relatively complex.

Providing caller identification may be complicated when routing telephone calls over the Internet. The US patent publication No. 2004/0048606 describes one example of a solution to this
30 specific problem.

Still, the problem of interconnecting standard-type telephones (with POTS/wireless subscriptions) via the Internet in a manner being both cost efficient and technically feasible remains to be solved.

SUMMARY OF THE INVENTION

The object of the present invention is therefore to solve the above problems, as well as to provide a solution for telephone services, which is user-friendly, straightforward and reliable.

According to the invention, the object is achieved by a system for establishing a telephone connection between a first terminal and a second terminal, the first terminal being associated with a subscription in a first home telephone network in which the first terminal is identified by means of a first network identity, and the second terminal being associated with a subscription in a second home telephone network in which the second terminal is identified by means of a second network identity, characterized in that the system comprises:

a host resource adapted to route a call from the first terminal to the second terminal based on a first unique combination of the first network identity and a first common telephone number in the first home telephone network dialed by the first terminal, the first common telephone number being adapted to be shared among a first group of users in the first home telephone network,

a first interface node connecting the first home telephone network to at least one interconnecting network, and

a second interface node connecting the second home telephone network to at least one of the at least one interconnecting network, wherein

at least one of the at least one interconnecting network is represented by a packet switched network, and each of the a first and second interface nodes is adapted to handle telephone traffic over packet switched networks,

wherein the primary connection comprises a first leg between the first terminal and the host resource and a second leg between the host resource and the second terminal, and the host resource is adapted to:

receive a termination request from the second terminal, and in response thereto disconnect the second leg,

maintain the first leg during a threshold period after having disconnected the second leg, and

establish a bi-directional secondary connection between the first terminal and the second terminal if a return call to a predefined telephone number is received from the second terminal before expiry of the threshold period.

One important advantage of this system is that a user in the system can be conveniently called via a local number from each predefined caller. The overall fixed costs can also be held low, since a relatively small number of common telephone numbers (i.e. switchboard numbers) can be shared among a very large group of users. Furthermore, the Internet can be used to bridge any distances between the communicating parties at a constant and low rate.

According to one preferred embodiment of the invention, the host resource is adapted to route calls from each of a first number of first terminals in the first home telephone network to each of a second number of second terminals in the second home telephone network. To this aim, the host resource is associated with a database that stores one entry for each unique combination of: (i) the first network identity of each of the first terminals, (ii) the second network identity of each of the second terminals, and (iii) a respective first common telephone number to be dialed by each first terminal to reach each of the second terminals. Hence, looking up an intended callee/terminating terminal based on the first network identity (e.g. the caller's CLI (calling line identifier)) and the first common telephone number becomes very straightforward.

According to yet another preferred embodiment of the invention, after having routed said call, the host resource is adapted to set up a bi-directional primary connection between the first terminal and the second terminal after having routed said call provided that a call-accept message is generated by the second terminal. Thus, a conventional telephone conversation can be initiated.

According to still another preferred embodiment of the invention, at least one of the first and second home telephone networks is a wireless network, and consequently one or both of the originating and the second terminal is a wireless/cell/mobile phone. Hence, an improved flexibility is attained.

According to another aspect of the invention the object is achieved by a method of establishing a telephone connection between a first terminal and a second terminal, the first terminal being associated with a subscription in a first home telephone network in which the first terminal is identified by means of a first network identity and the second terminal being associated with a subscription in a second home
10 telephone network in which the second terminal is identified by means of a second network identity, characterized by

receiving a dialing code from the first terminal, the dialing code identifying a first common telephone number in the first home telephone network, the first common telephone number being adapted to be shared among a first group of users in the first home telephone network,

receiving user data specifying the first network identity,

routing a call from the first terminal to the second terminal based on a first unique combination of the first common telephone number and the first network identity, and

20 setting up a bi-directional primary connection between the first terminal and the second terminal provided that a call-accept message is generated by the second terminal, wherein the primary connection is established via at least one interconnecting network of packet switched type,

receiving a termination request from the second terminal, and in response thereto:

disconnecting the second leg,

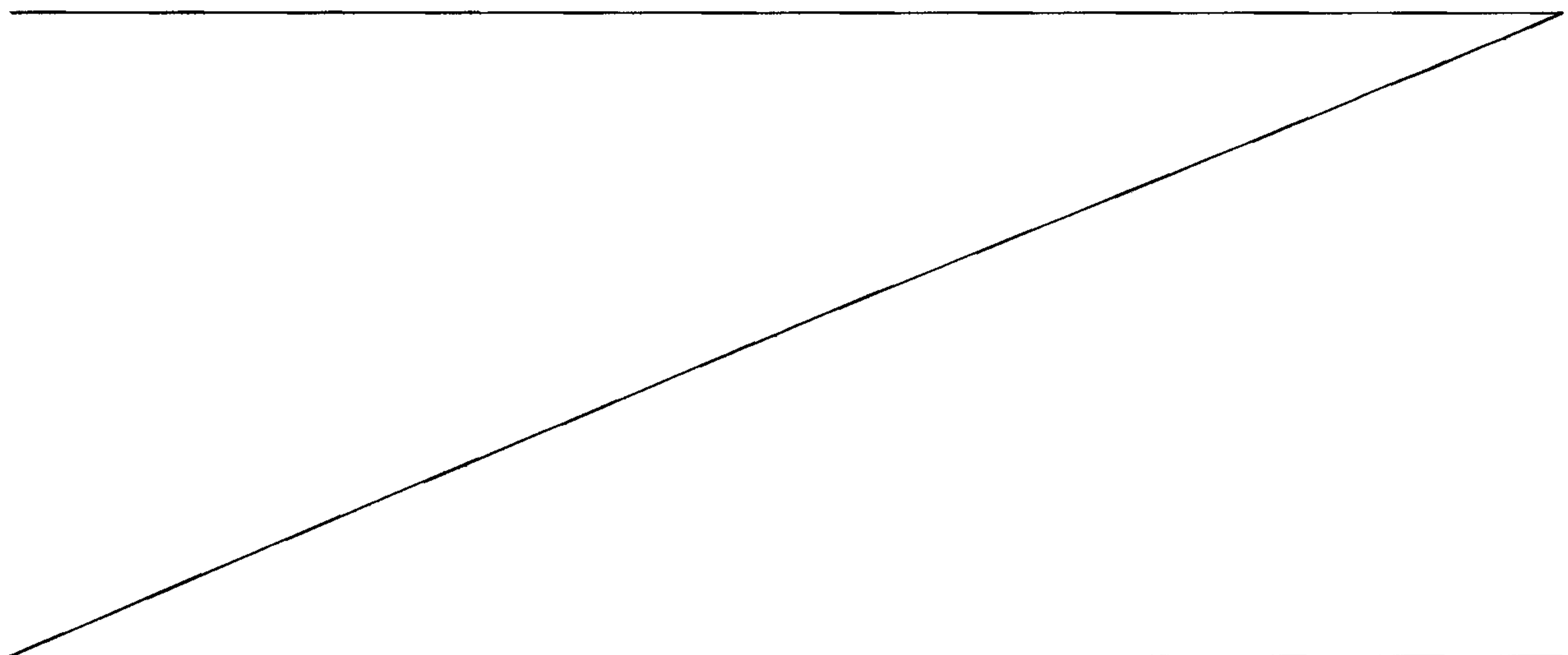
maintaining the first leg during a threshold period after having disconnected the second leg, and

5a

establishing a bi-directional secondary connection between the first terminal and the second terminal if a return call to a predefined telephone number is received from the second terminal before expiry of the threshold period.

The advantages of this method, as well as the preferred embodiments thereof, are apparent from the discussion hereinabove with reference to the proposed system.

According to one preferred embodiment of this aspect of the invention, the unique combination of the first common telephone number and the first network identity is established in the host resource by means of the following procedure. First, an initial dialing instruction is received from the second terminal. The initial dialing
10 instruction contains data, which uniquely identifies the first terminal. User data specifying the second network identity is received. Then, the first network identity is derived based on the initial dialing instruction. Thereafter, the first common telephone number is allocated based on the first and second network identities and any first common telephone numbers previously allocated to the first terminal and/or the second terminal in such a manner that a combination of the first network identity, the first common telephone number and the second network identity becomes unique. An entry is stored, which represents said unique combination, and finally, the method involves sending a service invitation message to the first terminal. The



service invitation message includes data specifying an identity of the second terminal and the first common telephone number. Thereby, a (supposed) call-originating terminal is provided with a versatile access instrument to the second terminal.

- 5 According to another embodiment of this aspect of the invention, the allocation of the first common telephone number involves: investigating whether there exists an already stored entry in respect of the second terminal, and investigating whether there exists an already stored entry in respect of the first terminal. If
10 no previously stored entry exists in respect of either of the first terminal and the second terminal, the first common telephone number is allocated by arbitrarily selecting one number from a predefined pool of telephone numbers in the first network. If there exists at least one stored entry in respect of the second
15 terminal, however there exists no stored entry in respect of the first terminal, the first common telephone number is allocated to a number being identical to an already stored first common telephone number. If there exists at least one previously stored entry in respect of each of the originating and the second
20 terminal, the first common telephone number is allocated to a number adjoining (incrementally or decrementally) an already stored first common telephone number in respect of the first terminal. Hence, a series of common telephone numbers is created, which appears intuitive to the users of the system.
- 25 According to yet another embodiment of this aspect of the invention, the first unique combination of the first common telephone number and the first network identity is instead established in the host resource by means of the following procedure. First, an initial service request is received from the second terminal. The
30 initial service request contains data that uniquely identifies the first terminal. User data specifying the second network identity is also received. Then, the first network identity is derived based on the initial service request. Subsequently, an identity-number pair is allocated, which represents the first unique combination.
- 35 However, additionally, the identity-number pair contains a se-

cond common telephone number in the second home telephone network. The second common telephone number, in turn, is adapted to be used for routing a call from the second terminal to the first terminal based on a second unique combination of the second common telephone number and the second network identity. Analogous to the first common telephone number, the second common telephone number is adapted to be shared among a second group of users in the second home telephone network. Hence, calls may be set up in both directions between the first and second terminals at local call rate, irrespective of the geographical distance separating these devices.

- 10 According to a further aspect of the invention the object is achieved with a computer program product comprising a computer readable memory storing computer executable instructions thereon that when executed by a computer perform the above method steps.

Further advantages, beneficial features and applications of the present invention will be apparent from the following description and the dependent claims.

BRIEF DESCRIPTION OF THE DRAWINGS

The present invention is now to be explained more closely by means of preferred embodiments, which are disclosed as examples, and with reference to the attached drawings.

- 20 Figure 1 shows a block diagram of a communications system according to one embodiment of the invention;

Figure 2 shows a first node sequence diagram illustrating a proposed procedure for introducing a new user in

the system;

Figure 3 shows a second node sequence diagram illustrating a proposed call setup procedure;

5 Figure 4 shows a third node sequence diagram illustrating a reconnect procedure according to one preferred embodiment of the invention aiming to reduce the costs for the terminating subscriber; and

10 Figure 5 illustrates, by means of a flow diagram, the general method of establishing a telephone connection according to the invention.

DESCRIPTION OF EMBODIMENTS OF THE INVENTION

Figure 1 shows a block diagram of a communications system according to one embodiment of the invention. The system is adapted to establish a telephone connection between a first terminal A and a second terminal B. We assume that the first terminal A is associated with a subscription in a first home telephone network α . The first terminal A is here identified by means of a first network identity CLI_A , typically in the form of a so-called calling line identifier. We further assume that the second terminal B is associated with a subscription in a second home telephone network β in which the terminal B is identified by means of a second network identity CLI_B . One or both the terminals A and B may be a fixed telephone (e.g. of POTS type, POTS = plain old telephone service). However, at least one of the terminals A and B may equally well be a wireless terminal (e.g. a mobile phone having a subscription with a PLMN operator, PLMN = public land mobile network). Naturally, depending on whether the terminals A and/or B are fixed or wireless, at least one of the networks α and β may be a fixed network, and at least one of the networks α and β may be a wireless network that each is adapted to carry circuit switched telephone traffic.

The system includes a host resource 110, which is adapted to

route a call from the first terminal A to the second terminal B in a manner being essentially reverse to conventional routing strategies. Namely, the host resource 110 routes the call based on a unique combination of the first network identity CLI_A (designating the *caller*) and a first common telephone number $\#\alpha_n$ in the first home telephone network α dialed by the first terminal A. The first common telephone number $\#\alpha_n$, as such, is however adapted to be shared among a first group of users in the first home telephone network α . Preferably, the number $\#\alpha_n$ is a switchboard type of telephone number being associated with a plurality of lines, such that the number can be used by many contemporaneous callers. In any case, the number $\#\alpha_n$ is an ordinary telephone number in the sense that it can be stored in a conventional software telephone book of a user terminal.

15 In order to handle large groups of users, i.e. callers/callees, it is preferable if the host resource 110 is adapted to route calls from each of a first number of first terminals A in the first home telephone network α to each of a second number of second terminals B in the second home telephone network β . To this aim, the host resource 110 is associated with a database 120, which stores one entry $\langle CLI_A, \#\alpha_n, CLI_B \rangle$ for each unique combination of: the first network identity CLI_A of each of the first terminals A; the second network identity CLI_B of each of the second terminals B; and a respective first common telephone number $\#\alpha_n$ to be dialed by each first terminal A to reach each of the second terminals B. Of course, the entries $\langle CLI_A, \#\alpha_n, CLI_B \rangle$ need not be defined between all combinations of originating and second terminals A and B respectively. Instead, it is preferable that the entries $\langle CLI_A, \#\alpha_n, CLI_B \rangle$ are created on an invitation basis, so that entries defining telephone numbers to a particular second terminal B are exclusively created in respect of subscriptions designated by a subscriber who has this terminal B at his/her disposal. Thus, identified friends, relatives, business partners and others can reach the subscriber with the terminal B via the proposed system. A combined procedure for inviting subscribers

and creating the entries $\langle \text{CLI}_A, \# \alpha_n, \text{CLI}_B \rangle$ according to one preferred embodiment of the invention will be described below with reference to Figure 2.

5 According to one preferred embodiment of the invention, the system includes a first interface node N_α , which connects the first home telephone network α to at least one interconnecting network N. The system also includes a second interface node N_β , which connects the second home telephone network β to at least one of the at least one interconnecting network N. Preferably, the networks α and β are thereby interconnected via at least one interconnecting network N being packet switched network, e.g. the Internet. In such a case, each of the first and second interface nodes N_α and N_β is adapted to handle telephone traffic over packet switched networks, e.g. according to Open SIP (session initiation protocol). Thereby, a telephone connection may be established between the terminals A and B, which is partially realized over the Internet. This, in turn, vouches for cost efficiency, especially if the physical distance between the terminals A and B is long.

20 Regardless of the protocol used in the interconnecting network(s) N the host resource 110 is also connected thereto, such that any telephone connections between the terminals A and B can be accomplished via this node 110. Specifically, according to one embodiment of the invention, the host resource 110 is adapted to set up a bi-directional primary connection between the first terminal A and the second terminal B after having routed the call. Preferably, a page signal P informs the second terminal B of the fact that the call has been routed to this terminal. The primary connection has a first leg L1 between the first terminal A and the host resource 110. The primary connection also has a second leg L2 between the host resource 110 and the second terminal B. In practice, the first and second legs L1 and L2 are preferably effected by means of connections Λ_1 and Λ_2 respectively, which reach the host resource 110 via the Internet.

Moreover, according to one preferred embodiment of the invention, the host resource 110 is adapted to receive a termination request from the second terminal B after having set up the connection between the terminals A and B. In response to such a request, the host resource 110 disconnects the second leg L2. Then, during a threshold period after having disconnected the second leg L2, the host resource 110 is adapted to maintain the first leg L1 (i.e. the first terminal A is placed on-hold). If a return call to a predefined telephone number is received from the second terminal B before expiry of the threshold period, the host resource 110 establishes a bi-directional secondary connection between the first terminal and the second terminal. This procedure will be further elucidated below with reference to Figure 4.

The predefined telephone number, which is associated with first leg L1, may either be a fixed number for all the second terminal's B service requests to the system, or the number may be assigned on a call-by-call basis.

As mentioned above, one or both the networks α and β may be a wireless network, e.g. a cellular telephone network. In such a case, one or both of the first and second terminals may be A and B may be a wireless/mobile/cellular phone.

It is further advantageous if the host resource 110 has a processor 130 and includes, or is associated with, a computer readable medium 140 (e.g. a memory module) storing a program which is adapted to make processor 130 control the host resource 110 to effect the above-described procedures.

Figure 2 shows a node sequence diagram illustrating a proposed procedure for introducing a new user in the system. According to this procedure, the above-mentioned unique combination of the first common telephone number $\#\alpha_n$ and the first network identity CLI_A is established. The procedure also invites the new user as a potential first terminal A in respect of telephone calls to a

specific second terminal B. Consequently, at least one person having the terminal B at his/her disposal is typically likewise a subscriber to the operator of the host resource 110. This also means that any future calls from the terminal to the terminal B normally will be debited as collect calls to said subscriber. However, of course, alternative fee structures are also conceivable depending on applicable agreements between the involved network operators.

The procedure involves receiving an initial dialing instruction (or service request) $D[A]$ from the second terminal B. The instruction $D[A]$ contains data, which uniquely identifies the first terminal A, i.e. the intended future calling party. Hence, the instruction $D[A]$ may specify a telephone number (or CLI). However, provided that the host resource 110 is associated with an adequate database (such as an on-line telephone catalog), the initial dialing instruction $D[A]$ may instead designate a physical or legal person and/or an address. In any case, the first network identity CLI_A is derived based on the initial dialing instruction $D[A]$. Of course, if the instruction $D[A]$ contains an explicit network identity, or telephone number, this process becomes trivial.

The procedure also involves receiving user data specifying the second network identity CLI_B , which typically is a telephone number associated with second terminal B. Preferably, this data is forwarded automatically in the form of a CLI along with the initial dialing instruction $D[A]$. However, for instance if the call is made from a terminal being different from the intended second terminal B, the user data may be entered manually, for example by means of DTMF signaling, in response to prompting instructions from the host resource 110.

The first common telephone number $\#\alpha_n$ is then allocated based on the first and second network identities CLI_A and CLI_B . The number $\#\alpha_n$ is however also allocated on the basis of any common telephone numbers $\#\alpha$ previously allocated to the first terminal A and/or the second terminal B, such that a combina-

tion of the first network identity CLI_A , the first common telephone number $\#\alpha_n$ and the second network identity CLI_B becomes unique. An entry $\langle CLI_A, \#\alpha_n, CLI_B \rangle$ representing this unique combination is stored, preferably in the database 120.

- 5 Thereafter, the host resource 110 sends a service invitation message $S[B, \#\alpha_n]$ to the first terminal A. The message $S[B, \#\alpha_n]$ includes data specifying an identity of the second terminal B, e.g. a name and/or an organization, and the first common telephone number $\#\alpha_n$ to be used for future calls to the terminal
- 10 B.

In order to render a series of first common telephone number $\#\alpha_n$ stored in the database 120 as user-friendly and intuitive as possible, according to one preferred embodiment of the invention, the first common telephone numbers $\#\alpha_n$ are allocated as

15 follows.

When the host resource 110 receives an initial dialing instruction $D[A]$ from a particular second terminal B, it is investigated whether there exists an already stored entry in respect of the second terminal B. It is also investigated whether there exists an

20 already stored entry in respect the first terminal A being identified by the instruction $D[A]$.

- If there is no previously stored entry in respect of any of the first terminal A and the second terminal B, the first common telephone number $\#\alpha_n$ is allocated by arbitrarily selecting one number from a predefined pool of telephone numbers in the first network α ;
 - if there exists at least one stored entry in respect of the second terminal B however there exists no stored entry in respect of the first terminal A, the first common telephone number $\#\alpha_n$ is allocated to a number being identical to one of the already stored first common telephone numbers; and
 - If there exists at least one previously stored entry in res-
- 25
- 30

pect of each of the originating and the second terminal A and B, the first common telephone number $\#\alpha_n$ is allocated to a number adjoining, incrementally or decrementally, an already stored first common telephone number in respect of the first terminal A.

This strategy results in that the first terminals A build up a respective unbroken series of first common telephone numbers $\#\alpha_n$. An exception must only be made in the statistically rare case when a first terminal A is invited by a second terminal B_i , which uses a specific first common telephone number $\#\alpha_n$ in the first network α , and the first terminal A has already been assigned this specific first common telephone number $\#\alpha_n$ as result of a previous invitation from another second terminal B_j .

As an alternative to the above-described procedure, the first unique combination $\langle \text{CLI}_A, \#\alpha_n, \text{CLI}_B \rangle$ of the first common telephone number $\#\alpha_n$ and the first network identity CLI_A may instead be established as follows.

First, an initial service request $D[A]$ is received from the second terminal B, for example in the form of an SMS message (SMS = short message service), or an entry via a web page (uploaded or manually entered). In any case, the initial service request $D[A]$ contains data uniquely identifying the first terminal A. User data specifying the second network identity CLI_B is likewise received, e.g. as a CLI or a manual entry.

The first network identity CLI_A (typically a telephone number) is then derived based on the initial service request $D[A]$.

Thereafter, the host resource 110 allocates an identity-number pair $\langle \text{CLI}_A, \#\alpha_n, \#\beta_m, \text{CLI}_B \rangle$ representing the first unique combination. However, in addition to the first unique combination, the identity-number pair also contains a second common telephone number ($\#\beta_m$) in the second home telephone network β . The second common telephone number $\#\beta_m$ being adapted to be used for routing a call *from* the second terminal B to the first

terminal A based on a *second* unique combination of the second common telephone number $\#\beta_m$ and the second network identity CLI_B . Analogous to the first common telephone number $\#\alpha_n$, the second common telephone number $\#\beta_m$ is adapted to be shared among a second group of users in the second home telephone network β . Preferably, the host resource 110 is adapted to notify the second terminal B the second common telephone number $\#\beta_m$ via a return message $S[A, \#\beta_m]$, for example in the form of an SMS, specifying the number $\#\beta_m$ to be used for calling the first terminal A. In Figure 2, this message is illustrated by means of a dashed arrow to the second terminal B. Given the respective local numbers, i.e. the first and second common telephone numbers $\#\alpha_n$ and $\#\beta_m$, calls may be set up at local rates in both directions between the first and second terminals A and B respectively.

Figure 3 shows a node sequence diagram illustrating a proposed procedure for setting up telephone connection between a first terminal A and a second terminal B via the host resource 110.

The procedure is initiated by receiving a dialing code from the first terminal A in the host resource 110 (as the result of a telephone number entered in the terminal A and being sent over the first home telephone network α , and possibly one or more interconnecting networks N). The dialing code identifies a first common telephone number $\#\alpha_n$ in the first home telephone network α , which number $\#\alpha_n$ is adapted to be shared among a first group of users in the first home telephone network α . Thus, the first common telephone number $\#\alpha_n$ may be a switchboard number associated with the host resource 110.

The host resource 110 also receives user data specifying the first network identity CLI_A . Typically, this data is forwarded automatically along with dialing code $\#\alpha_n$ in the form of a CLI. However, according to one preferred embodiment of the invention, it is also possible to use this service from first terminals A having network identities that are not registered with the host

resource 110. Namely, if a call is originated from such a terminal A, the host resource 110 will not find a matching entry in the database 120. As a result, the user of the non-registered first terminal A is prompted to enter a valid first network identity
5 CLI_A, for example represented by his/her telephone number. Provided that a matching entry is found for this number, the host resource 110 routes the call to the second terminal B. Normally, this involves generating a page signal P. As mentioned earlier, the call is routed based on the unique combination of the first
10 common telephone number $\# \alpha_n$ and the first network identity CLI_A. Upon acceptance of the call (i.e. reception of a call-accept message, or off-hook, from the terminal B), a bi-directional primary connection is set up between the first terminal A and the second terminal B. This connection is here denoted L1 and L2,
15 where L1 symbolizes a first leg between the first terminal A and the host resource 110; and L2 symbolizes a second leg between the host resource 110 and the second terminal B.

Figure 4 shows a node sequence diagram illustrating a reconnect procedure according to one preferred embodiment of the
20 invention, which allows reduction of the costs for the terminating subscriber. As mentioned above, it can normally be expected that the terminating subscriber be charged a collect-call rate when receiving calls via the host resource 110 of the proposed system. For long distance calls, this rate may be relatively ex-
25 pensive. An incitement therefore exists to accomplish an alternative connection, which is associated with lower costs.

In figure 4, we assume that a two-legged L1, L2 bi-directional primary connection has been set up between the first terminal A and the second terminal B. According to one preferred embodi-
30 ment of the invention, as soon as such a connection exists, the terminal B may disconnect the second leg L2, reconnect to the host resource 110 at a local-call rate, and reestablish the connection with the terminal A.

To this aim, the host resource 110 is specifically adapted to

receive a termination request from the second terminal B after having set up the bi-directional primary connection L1, L2 between the terminals A and B. In response to such a request, the host resource 110 is further adapted to disconnect the second leg L2 while maintaining the first leg L1 during a threshold period T after having disconnected the second leg L2.

If a return call to a predefined telephone number $\#\beta_r$ is received from the second terminal B before expiry of the threshold period T, the host resource 110 is adapted to set up a new second leg L2' and associate this leg with the first leg L1, such that a bi-directional secondary connection L1, L2' is established between the first terminal A and the second terminal B. Naturally, a precondition for this type of secondary connection L1, L2' is that no termination request has yet been received from the terminal A.

To sum up, we will now describe the general method of establishing a telephone connection according to the invention with reference to the flow diagram in Figure 5.

An initial step 510 receives a dialing code from a first terminal. The dialing code identifies a common telephone number in a home telephone network of a first terminal. The common telephone number is adapted to be shared among a group of users in this home telephone network.

A following, or parallel step 520, receives user data specifying a first network identity of the first terminal. The combination of the first network identity and the common telephone number is unique, and designates a particular second terminal having a subscription in a home network different from the home network of the first terminal.

Subsequently, a step 530 routes a call from the first terminal to the designated second terminal. (i.e. based on the unique combination of the common telephone number and the first network identity).

All of the steps, as well as any sub-sequence of steps, described with reference to Figure 5, above may be controlled by means of a programmed computer apparatus. Moreover, although the embodiments of the invention described above with reference to the drawings comprise computer apparatus and processes performed in computer apparatus, the invention thus also extends to computer programs, particularly computer programs on or in a carrier, adapted for putting the invention into practice. The program may be in the form of source code, object code, a code intermediate source and object code such as in partially compiled form, or in any other form suitable for use in the implementation of the procedure according to the invention. The program may either be a part of an operating system, or be a separate application. The carrier may be any entity or device capable of carrying the program. For example, the carrier may comprise a storage medium, such as a Flash memory, a ROM (Read Only Memory), for example a DVD (Digital Video/Versatile Disk), a CD (Compact Disc), an EPROM (Erasable Programmable Read-Only Memory), an EEPROM (Electrically Erasable Programmable Read-Only Memory), or a magnetic recording medium, for example a floppy disc or hard disc. Further, the carrier may be a transmissible carrier such as an electrical or optical signal which may be conveyed via electrical or optical cable or by radio or by other means. When the program is embodied in a signal which may be conveyed directly by a cable or other device or means, the carrier may be constituted by such cable or device or means. Alternatively, the carrier may be an integrated circuit in which the program is embedded, the integrated circuit being adapted for performing, or for use in the performance of, the relevant procedures.

For clarity reasons, the invention has here been described with reference to two home telephone networks α and β respectively. Naturally, the proposed solution is also applicable to any number of such networks larger than two. Hence, any combination of two subscribers having their respective subscriptions with two

mutually different network operators may be interconnected via the host resource 110.

5 The term “comprises/comprising” when used in this specification is taken to specify the presence of stated features, integers, steps or components. However, the term does not preclude the presence or addition of one or more additional features, integers, steps or components or groups thereof.

10 The reference to any prior art in this specification is not, and should not be taken as, an acknowledgement or any suggestion that the referenced prior art forms part of the common general knowledge in Australia.

15 The invention is not restricted to the described embodiments in the figures, but may be varied freely within the scope of the claims.

WHAT IS CLAIMED IS:

1. A system for establishing a telephone connection between a first terminal (A) and a second terminal (B), the first terminal (A) being associated with a subscription in a first home telephone network (α) in which the first terminal (A) is identified by means of a first network identity (CLI_A), and the second terminal (B) being associated with a subscription in a second home telephone network (β) in which the second terminal (B) is identified by means of a second network identity (CLI_B), characterized in that the system comprises:

10 a host resource (110) adapted to route a call from the first terminal (A) to the second terminal (B) based on a first unique combination of the first network identity (CLI_A) and a first common telephone number ($\#\alpha_n$) in the first home telephone network (α) dialed by the first terminal (A), the first common telephone number ($\#\alpha_n$) being adapted to be shared among a first group of users in the first home telephone network (α),

a first interface node (N_α) connecting the first home telephone network (α) to at least one interconnecting network (N), and

20 a second interface node (N_β) connecting the second home telephone network (β) to at least one of the at least one interconnecting network (N), wherein at least one of the at least one interconnecting network (N) is represented by a packet switched network, and each of the a first and second interface nodes (N_α , N_β) is adapted to handle telephone traffic over packet switched networks,

wherein the primary connection comprises a first leg (L1) between the first terminal (A) and the host resource (110) and a second leg (L2) between the host resource (110) and the second terminal (B), and the host resource (110) is adapted to:

receive a termination request from the second terminal (B), and in response thereto disconnect the second leg (L2),

maintain the first leg (L1) during a threshold period (T) after having disconnected the second leg (L2), and

establish a bi-directional secondary connection (L1, L2') between the first terminal (A) and the second terminal (B) if a return call to a predefined telephone number ($\#\beta_r$) is received from the second terminal (B) before expiry of the threshold period (T).

2. The system according to claim 1, wherein the host resource (110) is adapted to route calls from each of a first number of first terminals (A) in the first home telephone network (α) to each of a second number of second terminals (B) in the second home telephone network (β), the host resource (110) being associated with a database (120) storing an entry ($\langle \text{CLI}_A, \#\alpha_n, \text{CLI}_B \rangle$) for each first unique
10 combination of:

the first network identity (CLI_A) of each of the first terminals (A),
the second network identity (CLI_B) of each of the second terminals (B), and
a respective first common telephone number ($\#\alpha_n$) to be dialed by each first terminal (A) to reach each of the second terminals (B).

3. The system according to claim 1 or 2, wherein at least one of the at least one packet switched network is represented by the Internet.

4. The system according to any one of claims 1 to 3, wherein, after having routed the call, the host resource (110) is adapted to set up a bi-directional primary connection (L1, L2) between the first terminal (A) and the second terminal (B)
20 provided that a call-accept message is generated by the second terminal (B).

5. The system according to any one of claims 1 to 4, wherein at least one of the first and second home telephone networks (α, β) is a wireless network.

6. A method of establishing a telephone connection between a first terminal (A) and a second terminal (B), the first terminal (A) being associated with a subscription in a first home telephone network (α) in which the first terminal (A) is identified by

means of a first network identity (CLI_A) and the second terminal (B) being associated with a subscription in a second home telephone network (β) in which the second terminal (B) is identified by means of a second network identity (CLI_B), characterized by

receiving a dialing code from the first terminal (A), the dialing code identifying a first common telephone number ($\#a_n$) in the first home telephone network (α), the first common telephone number ($\#a_n$) being adapted to be shared among a first group of users in the first home telephone network (α),

receiving user data specifying the first network identity (CLI_A),

10 routing a call from the first terminal (A) to the second terminal (B) based on a first unique combination of the first common telephone number ($\#a_n$) and the first network identity (CLI_A), and

setting up a bi-directional primary connection (L1, L2) between the first terminal (A) and the second terminal (B) provided that a call-accept message is generated by the second terminal (B), wherein the primary connection (L1, L2) is established via at least one interconnecting network (N) of packet switched type,

receiving a termination request from the second terminal (B), and in response thereto:

disconnecting the second leg (L2),

20 maintaining the first leg (L1) during a threshold period (T) after having disconnected the second leg (L2), and

establishing a bi-directional secondary connection (L1, L2') between the first terminal (A) and the second terminal (B) if a return call to a predefined telephone number ($\#b_r$) is received from the second terminal (B) before expiry of the threshold period (T).

7. The method according to claim 6, wherein at least one of the at least one packet switched network is represented by the Internet.

8. The method according to claim 6 or 7, wherein the first unique combination of the first common telephone number ($\#\alpha_n$) and the first network identity (CLI_A) is established by:

receiving an initial dialing instruction ($D[A]$) from the second terminal (B), the initial dialing instruction ($D[A]$) containing data uniquely identifying the first terminal (A),

receiving user data specifying the second network identity (CLI_B),

deriving the first network identity (CLI_A) based on the initial dialing instruction ($D[A]$),

10 allocating the first common telephone number ($\#\alpha_n$) based on the first and second network identities (CLI_A , CLI_B) and any first common telephone numbers previously allocated to the first terminal (A) and/or the second terminal (B) in such a manner that a combination of the first network identity (CLI_A), the first common telephone number ($\#\alpha_n$) and the second network identity (CLI_B) becomes unique,

storing an entry ($\langle CLI_A, \#\alpha_n, CLI_B \rangle$) representing the first unique combination, and

sending a service invitation message ($S[B, \#\alpha_n]$) to the first terminal (A), the service invitation message ($S[B, \#\alpha_n]$) including data specifying an identity of the second terminal (B) and the first common telephone number ($\#\alpha_n$).

9. The method according to claim 8, wherein the allocation of the first common
20 telephone number ($\#\alpha_n$) comprises:

investigating whether there exists an already stored entry in respect of the second terminal (B), and

investigating whether there exists an already stored entry in respect the first terminal (A),

if no previously stored entry exists in respect of either of the first terminal (A) and the second terminal (B), the first common telephone number ($\#\alpha_n$) is allocated by arbitrarily selecting one number from a predefined pool of telephone numbers in the first network (α),

if there exists at least one stored entry in respect of the second terminal (B) however there exists no stored entry in respect of the first terminal (A), the first common telephone number ($\#\alpha_n$) is allocated to a number being identical to an already stored first common telephone number, and

If there exists at least one previously stored entry in respect of each of the originating and the second terminal (A, B), the first common telephone number ($\#\alpha_n$) is allocated to a number adjoining, incrementally or decrementally, an already stored first common telephone number in respect of the first terminal (A).

10. The method according to any one of claims 6 to 9, wherein the first unique combination of the first common telephone number ($\#\alpha_n$) and the first network identity (CLI_A) is established by:

receiving an initial service request ($D[A]$) from the second terminal (B), the initial service request ($D[A]$) containing data uniquely identifying the first terminal (A),

receiving user data specifying the second network identity (CLI_B),

deriving the first network identity (CLI_A) based on the initial service request ($D[A]$), and

allocating an identity-number pair ($\langle CLI_A, \#\alpha_n, \#\beta_m, CLI_B \rangle$) representing the first unique combination, the identity-number pair further containing a second common telephone number ($\#\beta_m$) in the second home telephone network (β), the second common telephone number ($\#\beta_m$) being adapted to:

be used for routing a call from the second terminal (B) to the first terminal (A) based on a second unique combination of the second common telephone number ($\#\beta_m$) and the second network identity (CLI_B), and

be shared among a second group of users in the second home telephone network (β).

11. A computer program product comprising a computer readable memory storing computer executable constructions that when executed by computer perform the method steps of any one of claims 6 to 10.

1/2

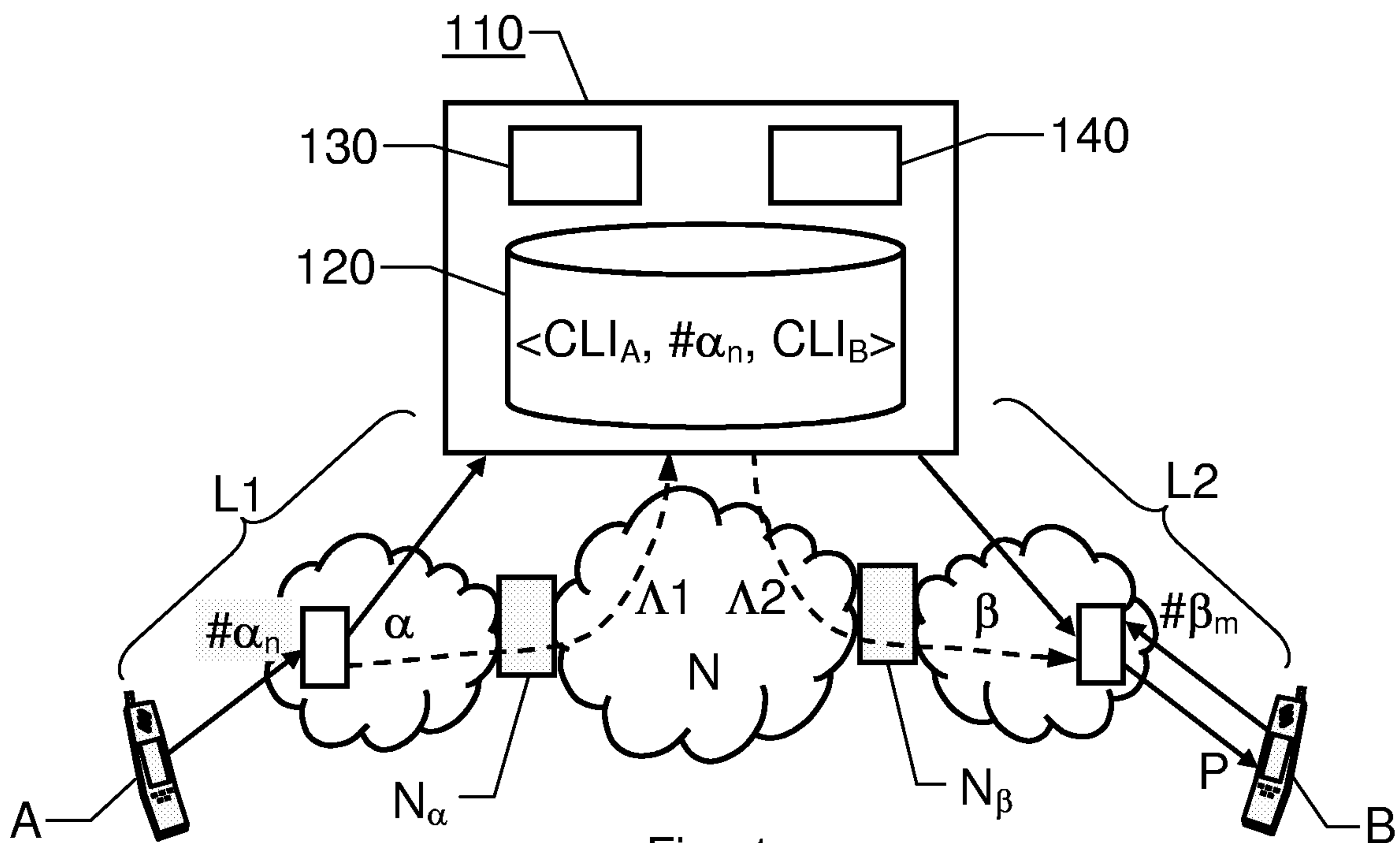


Fig. 1

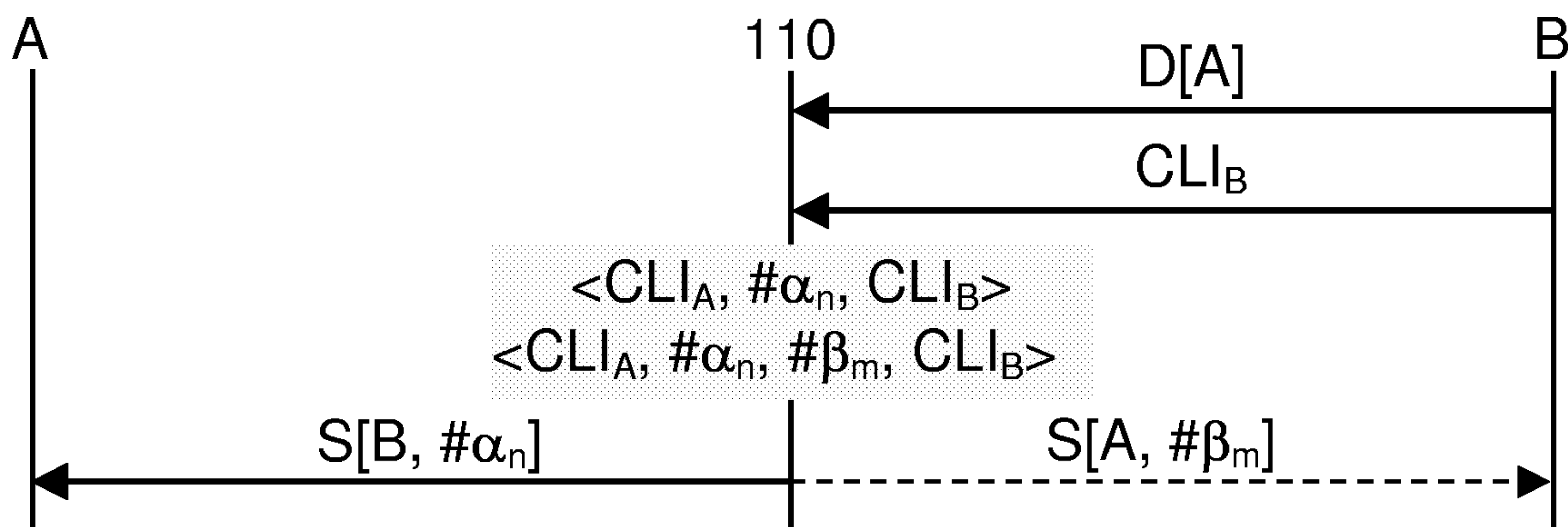


Fig. 2

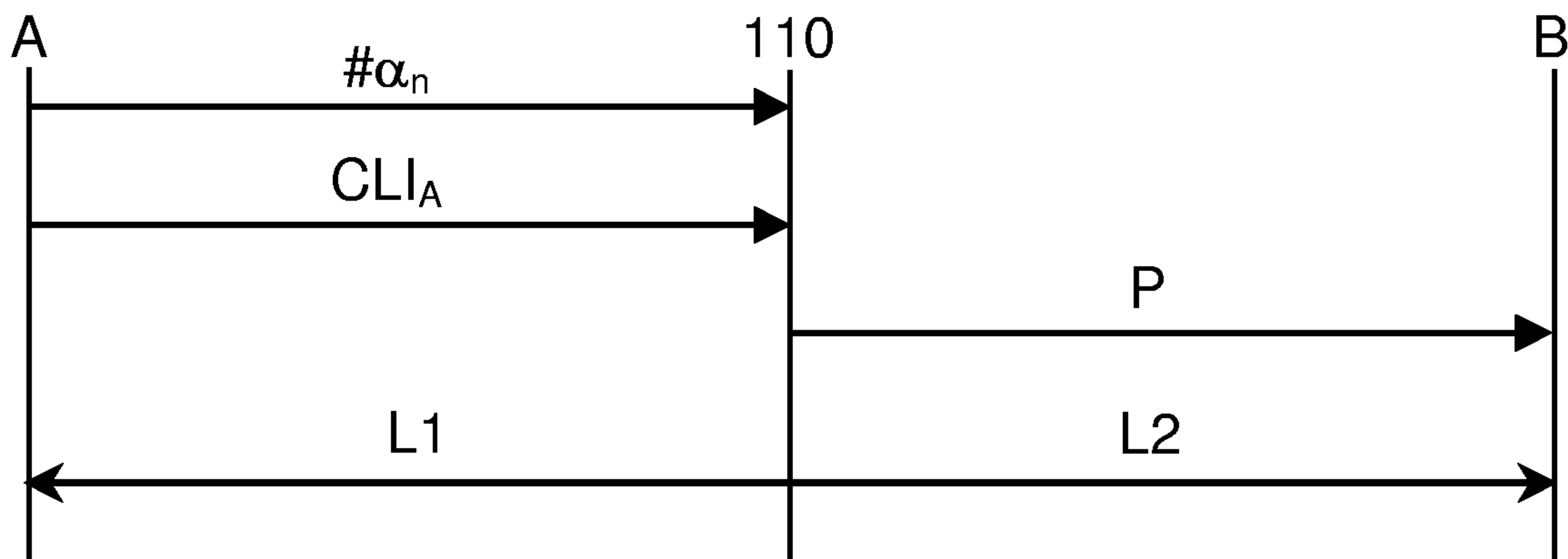


Fig. 3

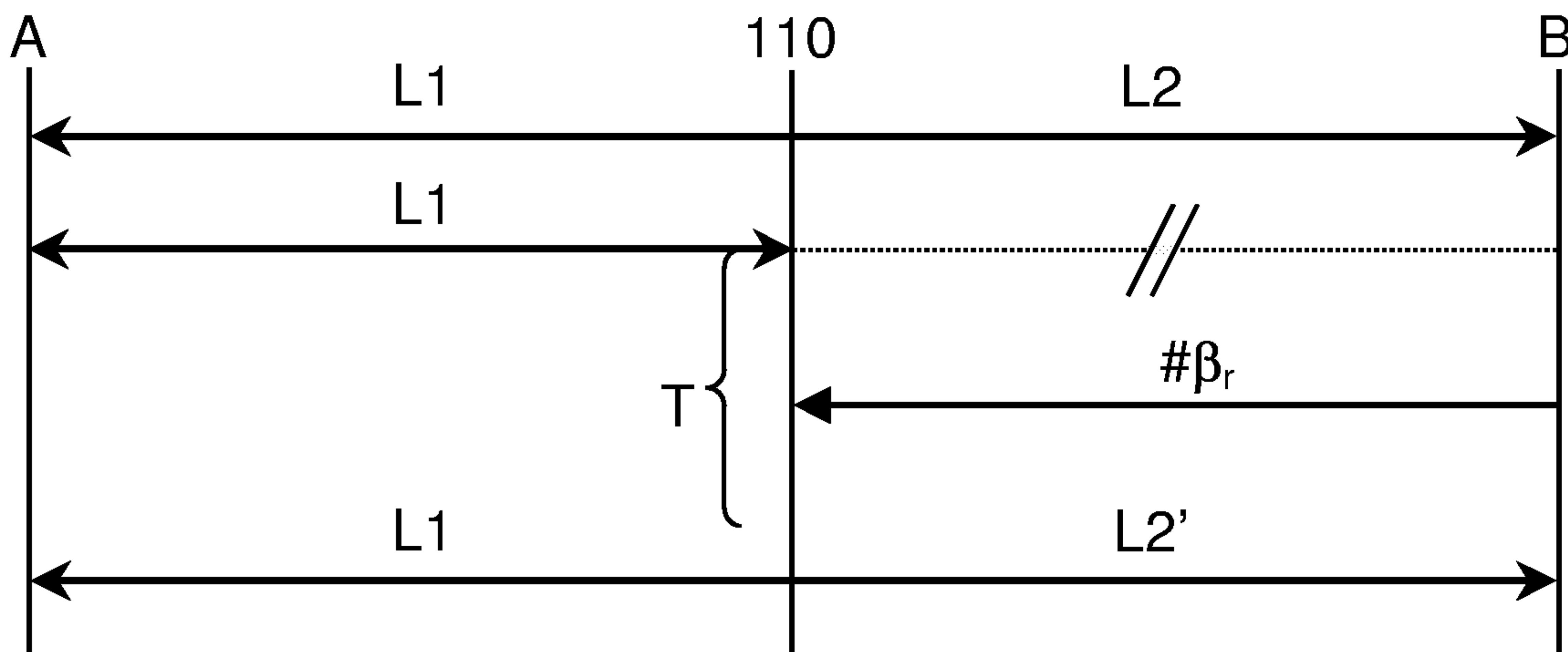


Fig. 4

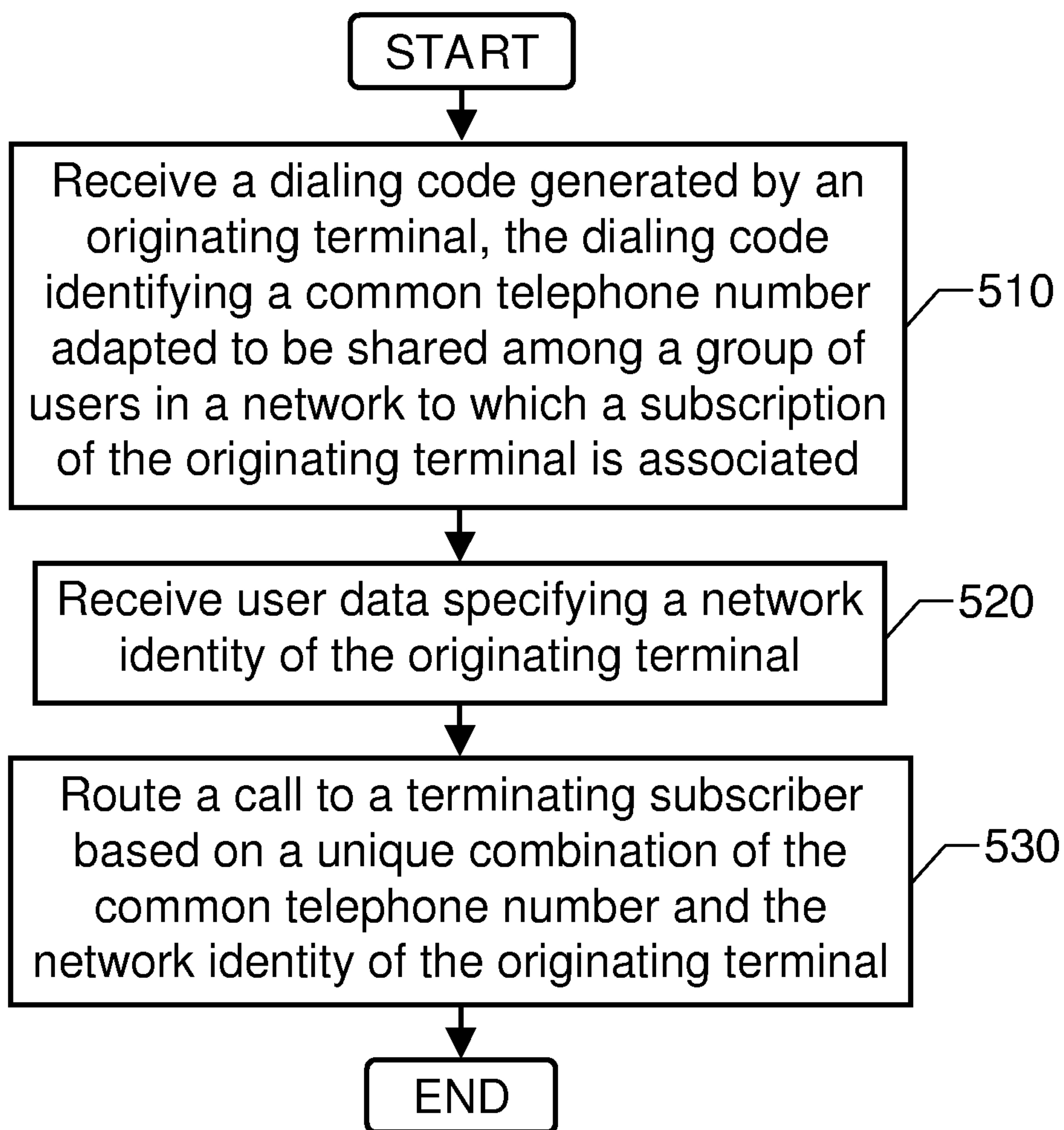


Fig. 5

