

(19) World Intellectual Property Organization  
International Bureau



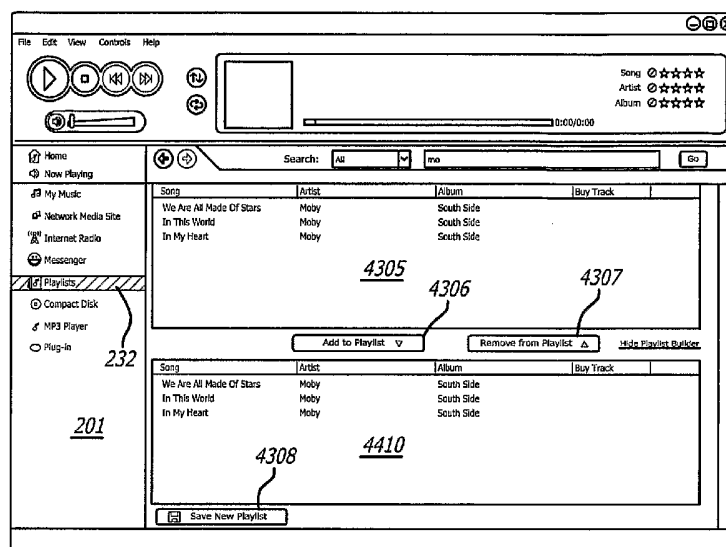
(43) International Publication Date  
8 September 2006 (08.09.2006)

PCT

(10) International Publication Number  
**WO 2006/093796 A2**

- (51) International Patent Classification: **Not classified**
- (21) International Application Number:  
PCT/US2006/006440
- (22) International Filing Date:  
24 February 2006 (24.02.2006)
- (25) Filing Language: English
- (26) Publication Language: English
- (30) Priority Data:  
60/657,222 28 February 2005 (28.02.2005) US  
60/678,718 5 May 2005 (05.05.2005) US
- (71) Applicant (for all designated States except US): **YAHOO!21 INC.** [US/US]; 701 First Avenue, Sunnyvale, CA 94089 (US).
- (72) Inventors; and
- (75) Inventors/Applicants (for US only): **ROGERS, Ian** [US/US]; 2254 23rd Street, Santa Monica, CA 90405 (US). **NEW, Matthew, D.** [US/US]; 15 Elderwood, Irvine, CA 92614 (US). **BROWN, David, E.** [US/US]; 501 Delancey Street, #506, San Francisco, CA 94107 (US).
- (74) Agents: **DECARLO, James** et al.; Greenberg Traurig, LLP, 200 Park Avenue, New York, NY 10166 (US).
- (81) Designated States (unless otherwise indicated, for every kind of national protection available): AE, AG, AL, AM, AT, AU, AZ, BA, BB, BG, BR, BW, BY, BZ, CA, CH, CN, CO, CR, CU, CZ, DE, DK, DM, DZ, EC, EE, EG, ES, FI, GB, GD, GE, GH, GM, HR, HU, ID, IL, IN, IS, JP, KE, KG, KM, KN, KP, KR, KZ, LC, LK, LR, LS, LT, LU, LV, LY, MA, MD, MG, MK, MN, MW, MX, MZ, NA, NG, NI, NO, NZ, OM, PG, PH, PL, PT, RO, RU, SC, SD, SE, SG, SK, SL, SM, SY, TJ, TM, TN, TR, TT, TZ, UA, UG, US, UZ, VC, VN, YU, ZA, ZM, ZW.
- (84) Designated States (unless otherwise indicated, for every kind of regional protection available): ARIPO (BW, GH, GM, KE, LS, MW, MZ, NA, SD, SL, SZ, TZ, UG, ZM, ZW), Eurasian (AM, AZ, BY, KG, KZ, MD, RU, TJ, TM), European (AT, BE, BG, CH, CY, CZ, DE, DK, EE, ES, FI, FR, GB, GR, HU, IE, IS, IT, LT, LU, LV, MC, NL, PL, PT, RO, SE, SI, SK, TR), OAPI (BF, BJ, CF, CG, CI, CM, GA, GN, GQ, GW, ML, MR, NE, SN, TD, TG).
- Published:**  
— without international search report and to be republished upon receipt of that report
- For two-letter codes and other abbreviations, refer to the "Guidance Notes on Codes and Abbreviations" appearing at the beginning of each regular issue of the PCT Gazette.

(54) Title: SYSTEM AND METHOD FOR PLAYLIST MANAGEMENT AND DISTRIBUTION



(57) Abstract: A system and method for storing a playlist of media files that is accessible from various locations in a network. In one aspect, the playlist is accessible from multiple users of the network. A method is also described for arranging the media files of a playlist. In one aspect, the method for arranging the media files is based in part on implicit and/or explicit user behavior.

## SYSTEM AND METHOD FOR PLAYLIST MANAGEMENT AND DISTRIBUTION

### CROSS-REFERENCE TO RELATED APPLICATION

5   **[001]** This application claims the benefit of U.S. Provisional Application Serial  
No. 60/657,222, filed February 28, 2005, entitled A SYSTEM AND METHOD  
FOR DELIVERING MEDIA OVER A NETWORK, and U.S. Provisional  
Application Serial No. 60/678,718, filed May 5, 2005, entitled A SYSTEM AND  
METHOD FOR DELIVERING MEDIA OVER A NETWORK, both of which are  
10   hereby incorporated herein by reference.

### BACKGROUND OF THE INVENTION

#### **[002]** *Field of the Invention*

**[003]** The present invention relates generally to a system and method for  
storing a playlist of media files that is accessible from various locations in a  
15   network.

#### **[004]** *Background of the Invention*

**[005]** The expansion of the Internet and the World Wide Web ("web") has  
given computer users the enhanced ability to listen to and to watch various  
different forms of media through their computers. This media can be in the  
20   form of audio music, music videos, television programs, sporting events or any  
other form of audio or video media that a user wishes to watch or listen to.

**[006]** In the past, users were able to purchase some form of removable media  
(e.g., compact disc), place the media into their computer's drive and listen to  
the song that was on their removable media. As time evolved, users were able  
25   to take the music that was on that compact disc store it on their computers and  
listen to it locally. More recently, web systems were developed which allowed a

user log on to a network such as the Internet and, using a media player, either listen to specific media chosen from a group of media that a particular service has to offer or listen to an array of media offerings such as a radio station wherein different songs or other forms of media are combined to allow a user to  
5 listen to a group of songs in sequence, whether chosen by the user or by the operators of the network service. For example such a service is Yahoo!™ Music. Many media players, services and other software tools enable media to be organized by a user or a service into playlists, which, as the name connotes, are groups or lists of media files or file identifiers that can be used to effect  
10 playback by a user in a sequence or other selected or random order.

**[007]** Newer technology has also allowed computer users to purchase portable devices that are able to store a user's media, making the user's media portable in the sense that a user can take his or her music with them wherever they may be going. These devices permit the storage and transport of the  
15 actual media files that are downloaded from a user's computer or a network onto the portable device. These portable devices are able to store individual media files and/or playlists that a user wishes to make portable. Thus, if a user has a certain media file on their computer the user can transfer that media file onto the portable device and transport it to locations different from the location  
20 where the user's computer system is located. Although these devices are popular today, they do have numerous drawbacks in that a user is severely limited in the range of what type of media they can store on their portable device and the ease of storing such media. This is because these devices only allow a user the capability of transporting media that is available locally on their  
25 computer as well as media that is available from a network service that offers such media. It is a shortcoming in the art that there is no system by which the user could broaden the range of media that can be made portable so as not to be constrained by the bounds and limits of certain Internet services' range of media or offerings. It would also be advantageous if a system or service was  
30 able to create a playlist and/or suggest different media for a user based on the

user's previous experience and then make that media available at multiple media enabled devices as well as made portable, so that the user need not individually download each specific song and/or other media that the user likes but rather, in addition to the user's own selections the system would be able to  
5 grant the user more variety as well as spontaneity in the media available to the user no matter where the user might be located.

**[008]** Another by-product of the expansion of the web is the interaction between different users by various different means such as email and/or instant messaging. This interaction has resulted in the ability for computer users to  
10 share many different types of information. For example, one user may send another user the Universal Resource Locator (URL) which points to a specific website that one user wishes the other user to experience. In another situation one user may wish to send another user a media file that they wish the other user to experience. This can be accomplished by sending the other user the  
15 actual media file attached to an email or instant message. On the other hand one user may send another user an URL, which links to a particular media file and is stored on a particular network. All of these systems however utilize an email, instant messaging or similar service to transfer information regarding the particular media that the user wishes to share and/or recommend. What is  
20 lacking in each of the currently available systems is a system in which a user may utilize their own media player to communicate their likes or dislikes for a particular media item to another user. It is a shortcoming in the art that there is no media system or service available wherein a user can, from within the media system and/or an enhanced media player, communicate with another user and  
25 share media with that other user and/or express a like or dislike for particular media. It would also be beneficial over known systems for a user to not have to rely on utilizing multiple programs to share or recommend music or other media to other users. It would be similarly advantageous over known systems to have one media player or to be more precise, a media engine which is able to play

media as well as address a multiplicity of other user's media related needs and thus enable the user to have a more enhanced media experience.

**[009]** An additional by-product of the expansion of computer related technology is that a single user in various circumstances may have more than  
5 one computer or media capable device located in numerous different locations through which a user may wish to experience their media. In the past, the users who wished to transfer or transport media files between different locations would have to go through the cumbersome steps of either transferring the media files by hand (e.g., on a compact disc), emailing or instant  
10 messaging the media file to themselves and then opening the file at a second location, or attempting to locate the media file on a particular media network service and then once again loading that particular media at a second computer location.

#### **SUMMARY OF THE INVENTION**

**[010]** In one embodiment, the present invention includes a method of storing a  
15 playlist of media files accessible from various locations on a network comprising: receiving, upon a user selection action to identify a created playlist, a list of media file identifiers wherein each identifier is associated with a media file the user has selected to include in the playlist; identifying a media file  
20 source associated with each identifier; and storing the list of media file identifiers in a storage on the network so that multiple users of the network, including the user, can access the playlist from various locations.

**[011]** In one embodiment, the present invention includes a system for storing a  
25 playlist of media files accessible from various locations on a network comprising one or more servers configured to: receive, upon a user selection action to identify a created playlist, a list of media file identifiers wherein each identifier is associated with a media file the user has selected to include in the playlist; identify a media file source associated with each identifier; and store the list of media file identifiers in a storage on the network so that multiple users

of the network, including the user, can access the playlist from various locations.

**[012]** In one embodiment, the present invention includes a method for arranging media files of a playlist comprising: identifying at least one media file of the media files of a playlist; accessing data associated with the identified media file, the data being collected from a user; generating a first score based on a first portion of the data; generating a second score based on a second portion of the data; and determining, based in part on the first score and the second score, a position of the identified media file within the playlist.

#### 10 **BRIEF DESCRIPTION OF THE DRAWINGS**

**[013]** The following drawing figures, which form a part of this application, are illustrative of embodiments of the present invention and are not meant to limit the scope of the invention in any manner, which scope shall be based on the claims appended hereto.

15 **[014]** Figure 1 is a schematic illustrating an exemplary system architecture of one embodiment of the present invention;

**[015]** Figure 2 is an exemplary user interface of an exemplary media engine according to one embodiment of the present invention;

20 **[016]** Figure 3 is a schematic illustrating an exemplary network architecture according to one embodiment of the present invention;

**[017]** Figure 4 is a flowchart depicting the organization and classification of a user's media files according to one embodiment of the present invention;

**[018]** Figure 5 is an additional exemplary user interface of an exemplary media engine according to another embodiment of the present invention;

25 **[019]** Figure 6 is a flowchart depicting a process of bookmarking media according to one embodiment of the present invention;

**[020]** Figure 7 is a flowchart depicting a process of locating files according to one embodiment of the present invention;

**[021]** Figure 8 is an additional exemplary user interface of an exemplary media engine according to another embodiment of the present invention;

5 **[022]** Figure 9 is an additional exemplary user interface of an exemplary media engine according to another embodiment of the present invention;

**[023]** Figure 10 is an additional exemplary user interface of an exemplary media engine according to another embodiment of the present invention;

10 **[024]** Figure 11 is an additional exemplary user interface of an exemplary media engine according to another embodiment of the present invention;

**[025]** Figure 12 is an additional exemplary user interface of an exemplary media engine according to another embodiment of the present invention;

**[026]** Figure 13 is an additional exemplary user interface of an exemplary media engine according to another embodiment of the present invention;

15 **[027]** Figure 14 is an additional exemplary user interface of an exemplary media engine according to another embodiment of the present invention;

**[028]** Figure 15 is an additional exemplary user interface of an exemplary media engine according to another embodiment of the present invention;

20 **[029]** Figure 16 is an additional exemplary user interface of an exemplary media engine according to another embodiment of the present invention;

**[030]** Figure 17 is an additional exemplary user interface of an exemplary media engine according to another embodiment of the present invention;

25 **[031]** Figure 18 is an additional exemplary user interface utilizing a search engine in connection with an exemplary media engine according to one embodiment of the present invention;

**[032]** Figure **19** is an additional exemplary user interface utilizing a search engine in connection with an exemplary media engine according to another embodiment of the present invention;

**[033]** Figure **20** is an additional exemplary user interface utilizing a search  
5 engine in connection with an exemplary media engine according to another embodiment of the present invention;

**[034]** Figure **21** is an additional exemplary user interface utilizing a search engine in connection with an exemplary media engine according to another embodiment of the present invention;

10 **[035]** Figure **22** is an additional exemplary user interface utilizing a search engine in connection with an exemplary media engine according to another embodiment of the present invention;

**[036]** Figure **23** is an additional exemplary user interface utilizing a search engine in connection with an exemplary media engine according to another  
15 embodiment of the present invention;

**[037]** Figure **24** is an additional exemplary user interface utilizing a search engine in connection with an exemplary media engine according to another embodiment of the present invention;

**[038]** Figure **25** is an additional exemplary user interface utilizing a search  
20 engine in connection with an exemplary media engine according to another embodiment of the present invention;

**[039]** Figure **26** is an additional exemplary user interface utilizing a search engine in connection with an exemplary media engine according to another embodiment of the present invention;



[040] Figure 27 is an additional exemplary user interface utilizing a search engine in connection with an exemplary media engine according to another embodiment of the present invention;

5 [041] Figure 28 is an additional exemplary user interface utilizing a search engine in connection with an exemplary media engine according to another embodiment of the present invention;

[042] Figure 29 is an additional exemplary user interface utilizing a search engine in connection with an exemplary media engine according to another embodiment of the present invention;

10 [043] Figure 30 is an additional exemplary user interface utilizing a search engine in connection with an exemplary media engine according to another embodiment of the present invention;

15 [044] Figure 31 is an additional exemplary user interface utilizing a search engine in connection with an exemplary media engine according to another embodiment of the present invention;

[045] Figure 32 is an additional exemplary user interface utilizing a search engine in connection with an exemplary media engine according to another embodiment of the present invention;

20 [046] Figure 33 is an exemplary user interface of an exemplary media engine according to one embodiment of the present invention;

[047] Figure 34 is an exemplary user interface of an exemplary media engine according to one embodiment of the present invention;

[048] Figure 35 is an exemplary user interface of an exemplary media engine according to another embodiment of the present invention;

25 [049] Figure 36 is an exemplary user interface of an exemplary media engine according to another embodiment of the present invention;

**[050]** Figure 37 is an exemplary user interface of an exemplary media engine according to another embodiment of the present invention;

**[051]** Figure 38 is an exemplary user interface of an exemplary media engine according to another embodiment of the present invention;

5 **[052]** Figure 39 is an exemplary user interface of an exemplary media engine according to another embodiment of the present invention;

**[053]** Figure 40 is an exemplary user interface of an exemplary media engine according to another embodiment of the present invention;

**[054]** Figure 41 is an exemplary user interface of an exemplary media engine  
10 according to another embodiment of the present invention;

**[055]** Figure 42 is an exemplary user interface of an exemplary media engine according to another embodiment of the present invention;

**[056]** Figure 43 is an exemplary user interface used in creating a playlist with an exemplary media engine according to one embodiment of the present  
15 invention;

**[057]** Figure 44 is an additional exemplary user interface used in creating a playlist with an exemplary media engine according to another embodiment of the present invention;

**[058]** Figure 45 is a flowchart depicting the creation of an affinity playlist;

20 **[059]** Figure 46 is an additional exemplary user interface used in creating a playlist with an exemplary media engine according to one embodiment of the present invention;

**[060]** Figure 47 is an exemplary user interface used in creating a playlist with an exemplary media engine according to one embodiment of the present  
25 invention;

**[061]** Figure 48 is an additional exemplary user interface used in creating a playlist with an exemplary media engine according to one embodiment of the present invention;

**[062]** Figure 49 is a flowchart depicting a process of generating a playlist  
5 according to one embodiment of the present invention;

**[063]** Figure 50 is another exemplary user interface of an exemplary media engine according to one embodiment of the present invention;

**[064]** Figure 51 is another exemplary user interface of an exemplary media engine according to another embodiment of the present invention;

10 **[065]** Figure 52 is another exemplary user interface of an exemplary media engine according to another embodiment of the present invention;

**[066]** Figure 53 is another exemplary user interface of an exemplary media engine according to another embodiment of the present invention;

15 **[067]** Figure 54 is another exemplary user interface of an exemplary media engine according to another embodiment of the present invention;

**[068]** Figure 55 is another exemplary user interface of an exemplary media engine according to an embodiment of the present invention;

**[069]** Figure 56 is another exemplary user interface of an exemplary media engine according to another embodiment of the present invention;

20 **[070]** Figure 57 is another exemplary user interface of an exemplary media engine according to another embodiment of the present invention;

**[071]** Figure 58 is another exemplary user interface of an exemplary media engine according to another embodiment of the present invention;

25 **[072]** Figure 59 is another exemplary user interface of an exemplary media engine according to another embodiment of the present invention;

**[073]** Figure 60 is another exemplary user interface of an exemplary media engine according to another embodiment of the present invention;

**[074]** Figure 61 is another exemplary user interface of an exemplary media engine according to another embodiment of the present invention;

5 **[075]** Figure 62 is another exemplary user interface of an exemplary media engine according to another embodiment of the present invention;

**[076]** Figure 63 is another exemplary user interface of an exemplary media engine according to another embodiment of the present invention;

10 **[077]** Figure 64 is another exemplary user interface of an exemplary media engine according to another embodiment of the present invention;

**[078]** Figure 65 is another exemplary user interface of an exemplary media engine according to another embodiment of the present invention;

**[079]** Figure 66 is another exemplary user interface of an exemplary media engine according to another embodiment of the present invention;

15 **[080]** Figure 67 is another exemplary user interface of an exemplary media engine according to another embodiment of the present invention;

**[081]** Figure 68 is another exemplary user interface of an exemplary media engine according to another embodiment of the present invention;

20 **[082]** Figure 69 is another exemplary user interface of an exemplary media engine according to another embodiment of the present invention;

**[083]** Figure 70 is another exemplary user interface of an exemplary media engine according to another embodiment of the present invention;

**[084]** Figure 71 is a schematic illustrating exemplary system architecture of one embodiment of the present invention;

[085] Figure 72 is a flowchart depicting a process of creating and interacting with a network according to one embodiment of the present invention;

[086] Figure 73 is an exemplary user interface used in creating a playlist with an exemplary media engine according to one embodiment of the present invention;

[087] Figure 74 is an exemplary user interface used in creating a playlist with an exemplary media engine according to one embodiment of the present invention;

[088] Figure 75 is an additional exemplary user interface used in creating a playlist with an exemplary media engine according to one embodiment of the present invention;

[089] Figure 76 is an exemplary user interface used in creating a playlist with an exemplary media engine according to one embodiment of the present invention;

[090] Figure 77 is a flowchart depicting the publishing of a playlist according to one embodiment of the present invention;

[091] Figure 78 is an exemplary user interface used in creating a similar users/members list with an exemplary according to one embodiment;

[092] Figure 80 is an exemplary user interface used in creating a similar users/members list with an exemplary according to one embodiment;

[093] Figure 81 is an exemplary user interface used in creating a similar artist list with an exemplary according to one embodiment;

[094] Figure 82 is an exemplary user interface used in creating a similar artist list with an exemplary according to one embodiment;

[095] Figure 83 is an exemplary user interface used in creating a similar artist list with an exemplary according to one embodiment; and

[096] Figure 84 is a schematic illustrating an exemplary system architecture of one embodiment of the present invention.

## 5 DETAILED DESCRIPTION OF PREFERRED EMBODIMENTS

[097] In general, the present invention relates to a system and method for delivering media over a network and for enhancing a user's experience in experiencing the media that is transferred over the network. In view of the aforementioned shortcomings in the art, it would be advantageous if a system  
10 was available wherein a user had complete and unfettered access to all media files that he or she has purchased, acquired and/or has access to at any location that they wish. Moreover, as was discussed above, current systems grant the user the ability to transport a media file on a portable device. These portable devices are limited in space and it becomes cumbersome to have to  
15 upload and download from the devices to and from each specific location that a user wishes to access files from. Therefore it would be advantageous if a system existed where a user was able to access these files through a click of a mouse on their local system with a minimum of cumbersome intermediary steps.

20 [098] A certain embodiment of the present invention will now be discussed with reference to the aforementioned figures, wherein like reference numerals refer to like components. Referring now to Figure 1, the architecture of one embodiment of the present invention is shown in schematic form. As can be seen in Figure 1, a system 100 according to one embodiment of the present  
25 invention is shown. In general the system 100 allows users 102 to experience, share, and otherwise utilize different media. Although numerous exemplary embodiments will be discussed in terms of music and/or audio files, this invention can also be utilized with any form of audio, video, digital or analog

media content, as well as any other media file type now known or to become known.

**[0099]** Each user **102** utilizes a processor **103**, such as personal computer (PC), web enabled cellular telephone, personal digital assistant (PDA) or the like, coupled to the Internet **104** by any one of a number of known manners. Furthermore, each processor **103** preferably includes an Internet browser (not shown), such as that offered by Microsoft Corporation under the trade name INTERNET EXPLORER, or that offered by Netscape Corp. under the trade name NETSCAPE NAVIGATOR, or the software or hardware equivalent of the aforementioned components that enable networked intercommunication between users and service providers and/or among users. Each processor also includes a media engine **106** that, among other functions to be further described, provides the ability to convert information or data into a perceptible form and manage media related information or data so that user **102** may personalize their experience with various media. Media engine **106** may be incorporated into processor **103** by a vendor of processor **103**, or obtained as a separate component from a media engine provider or in some other art recognized manner. As will be further described below, it is contemplated that media engine **106** may be a software application, or a software/firmware combination, or a software/firmware/hardware combination, as a matter of design choice, that serves as a central media manager for a user and facilitates the management of all manner of media files and services that the user might wish to access either through a computer or a personal portable device or through network devices available at various locations via a network. As used herein, the term media file is used generically to refer to an item of media, as well as associated metadata and/or network location information for that item.

**[0100]** The media engine **106** to be described herein is interacted with through a graphical user interface and related functionality so that a user, through a central and common entry point, and through a readily understood graphical user interface, can manage and access media files available through disparate

sources as well as personally collected and organized sources. Thus, with initial reference to Figure 2, an exemplary preferred graphical user interface for media engine 106 is depicted. As can be seen from a review in Figure 2, the user interface from media engine 106 facilitates the management and organization of, in the depicted example music files, available as part of a user's own stored library of media files, media files available through outside service providers, music available on compact disc or an associated player device, as well as other sources of music or media related information. Thus the media engine, through its user interface, acts as a gateway to all of the user's media wherever it may be found. Thus the media engine contemplated by the present invention extends beyond the capability of presently known media player software by greatly expanding functionality, organization capabilities and integration functions heretofore not found in known media players.

15 [0101] Additionally, in the described embodiment, the processor 103 also runs an instant messaging software program 108 that is used to communicate with an instant messaging platform 116 and to facilitate the exchange of messages and other information between users. One such example of an instant messaging program is Yahoo! Instant Messenger, or any other instant messaging program now known or hereafter to become known. Although this embodiment is preferably described in terms of an instant messaging program it can also utilize other forms of communication over the network heretofore or hereafter known. Processor 103 also may include storage of local media files 110 and/or other plug-in programs that are run through or interact with the media engine 106. Processor 103 also preferably is connectable to device 114 such as a compact disc player and/or other external media file player, commonly referred to as an MP3 player, such as the type sold under the trade name iPod by Apple Computer, Inc., that is used to portably store and play media files.



[0102] Additionally, processor **103** may contain Digital Rights Management software (DRM) **105** that protects the copyrights and other intellectual property rights of the user's **102** media files by enabling secure distribution and/or preventing or hampering illegal distribution of the media files. In one  
5 embodiment, DRM **105** encrypts or decrypts the media files for controlled access by authorized users, or alternatively for marking the content with a digital watermark or similar method so that the content can not be freely distributed. Media engine **106** preferably uses the DRM information to ensure that the media files being experienced through media engine **106** are not  
10 copied to or shared with users that are unauthorized to listen to or view the content.

[0103] As will be discussed in greater detail below, in addition to the messaging platform **116**, the system **100** also includes media server **118**. In addition to serving media over the Internet **104** to the user **102**, media server **118** also  
15 preferably includes a media database **120**, which in addition to storing the actual media also stores or communicates with storage of various metadata attributes of each particular piece of media. Database **120** may be distributed over multiple servers or locations. Other servers **130** make other content and services available and may provide administrative services such as managing  
20 user logon, service access permission, digital rights management, and other services made available through a service provider. Although some of the embodiments of the invention are described in terms of music, embodiments can also encompass any form of streaming or non-streaming media including but not limited to news, entertainment, sports events, web page or perceptible  
25 audio or video content. It should be also be understood that although the present invention is described in terms of media content and specifically audio content, the scope of the present invention encompasses any content or media format heretofore or hereafter known.

[0104] In one embodiment of the present invention, similar to the DRM software  
30 **105** located on the user's **102** processor **103**, the media server maintains its

own DRM software **150** which tracks the digital rights of media files located either in the media database **120** or stored on a user's **102** processor. Thus, for example, before the media server **118** streams or serves up or transfers any media files to a user **102**, it validates the rights designation of that particular piece of media and only serves streams or transfers the file if the user has the appropriate rights.

**[0105]** As illustrated in Figure **1**, the users **102**, the media server **118** and messaging platform **116** as well as the other servers **130** are communicatively connected via the Internet **104**. In alternate embodiments, different components of the system may be communicatively coupled differently, for example each may be coupled directly to each other wirelessly or by a local or wide area network (WAN) or the like. Additionally, functional components can be distributed so that certain functions of media engine may be performed at media server **118**, or vice versa, or distributed in modular fashion for operation at various locations throughout the system **100**. Thus, the description herein of a function or component being associated with a particular device or component or location is merely exemplary.

**[0106]** A further architecture of a network **300** according to another embodiment of the present invention will now be discussed with reference to Figure **3**. This embodiment maintains a broader network, which includes a plurality of users **102** such as, for example, user A, user B, and user C. Each user maintains at least one processor **103** that contains media engine **106** as well as a messaging program **108**, local media files **110** and a variety of software plugins **112** as was discussed with reference to Figure **1**. Additionally, each of the processors **103** may also contain local devices **114** and these processors also preferably contain digital rights management software or functionality **105**, as was discussed above in Figure **1**. The processors **103** may be connected to each other directly or via the Internet **104** or some other communication network. Additionally, these processors are connected via Internet **104** to media server **118**. As was discussed above with reference to Figure **1**, media

server **118** contains media database **120**, user information database **122** as well as a digital rights management **150**. Additional databases are also connected to the media server to manage or service the overall network **300**. For example, ratings database **320** contains information about the ratings that particular users can apply to a particular media file in numerous different formats that will be discussed later in reference to Figure 2. Additional databases connected to the media server are playlist database **340**, which stores playlists that are created by a user that combines various media files which may be located either on processor **103** or media database **120** or elsewhere. These playlists stored in the playlist database can also be made available to various different users **102** of network **300**, as will be discussed later. As was discussed with reference to Figure 1, media server **118** is also connected to messaging platform **116** which helps interconnect the various users and also stores additional information about particular users. For example, messaging platform **116** can also be connected to an additional user information database **360** which contains specific information about users' connectivity to the messaging platform and connectivity to each other. For example, this user information database may contain information regarding each particular user **102** as well as the user's processor **103** as well as the connections that user processor **103** maintains with other processor **103**'s. The use of this information and how it improves the interconnection between different users utilizing the messaging platform will be discussed later in reference to Figure 71. In another embodiment, media server **118** also includes an affinities engine **4050** that is used to help generate affinity playlists as will be discussed below in reference to Figures 47, Figure 48 and 45.

**[0107]** Additionally as can be seen in Figure 3, the media server and the messaging platform are also directly connected to other sites or servers **380** that are available throughout the Internet. These sites may be sites that are publicly accessible to user **102** such as a commerce website or the sites may be internal sites that are only available to the media server and/or the

messaging platform. Within network **300**, each particular user preferably has a distinct identifier or "user Name" which is used to track the particular user as well as manage all activity that the user is involved in both via the media server as well as many other servers connected through that network **300**. This user  
5 Name is stored within the user information database **122** and is a distinct identifier for each particular user. Additional information stored about the user preferably includes the user's personal information such as home address, email address and/or telephone number. This database may also include user's personal preferences for using the network, for example, if a user A uses  
10 media engine **106** for accessing media and indicates a preference for a particular media or indicates a preference to be alerted when a particular media item becomes available, such preferences would be stored together with the user Name in user database **122**. Alternatively, these preferences can be stored anywhere on network **300** including user's **102** processor. Thus, if  
15 media server **118** was to make those particular songs available to users of the network **300**, it would search through the preferences, for example, in user information database **122** to find which users that might want that song and, as in the above example, user A's preferences would alert media server **118** to send or otherwise make available that particular song to user A's media engine  
20 **106**.

[0108] Moreover, in this embodiment, the overall network **300** is connected in such a way that the media server **118**, as well as the other servers, are able to interconnect with each other to optimize the experience for a particular user **102**. As will be discussed further below, while a particular user may be locally  
25 associated with a particular processor **103**, when connected to network **300**, that user will have the ability to access all of the resources available throughout network **300** whether those resources reside on a particular server or whether those resources reside on another processor. The network **300** is able to collect and retain user specific information to enhance the user's experience  
30 through the resources available as part of the network. Thus, throughout the

network, different users **102** will be accessing the same media server **118** via their individual media engine **106**, however, their individual listening experience will be tailored to their particular needs and will utilize the capabilities of the entire network.

- 5    **[0109]** In one embodiment of the present invention, the system **100** is able to manage user's **102** media files in such a manner that facilitates the easy playback of different media files located in different locations throughout the network **300** as well as the creation of playlists or other combinations of media that can easily be accessed by each individual user **102** from any processor
- 10    where the user **102** is located. In another embodiment of the present invention, two or more different users **102** are able to share and/or recommend media files amongst each other (if properly authorized) utilizing media engine **106**. This is carried out by the interaction of media engine **106** and media server **118** which both share and store data that pertains to both users **102** as well as the
- 15    media that is stored on media server **118** and the user's **102** respective processor **103**. When the user **102** installs or utilizes media engine **106** on processor **103**, the media engine **106** goes through various different steps to both acquaint itself with user's **102** media as well as to interact with media server **118**. Figure **4** depicts steps associated with this process.
- 20    **[0110]** Referring to Figure **4**, first, user **102** installs or otherwise instantiates media engine **106** on their processor **103**. Step **402**. Once the user has installed the media engine **106** on their processor **103**, the media engine searches processor **103** for any media files that it is able to locate on processor **103**. Step **404**. If the media engine **106** is able to locate any media files on
- 25    processor **103**, the media engine **106** creates a file that is stored within the media engine **106** that contains information on the media files that have been found. Step **406**. This file contains information about each media file including the location of the media file as well as metadata stored with the media file such as song name, artist name, or album name. If no such information is
- 30    available with the media file, media engine **106** merely stores a pointer and/or

location reference for the media file with an indicator indicating that there is no metadata available for this particular media file. In other embodiments, the media engine **106** and/or the media server on the network can undertake steps to search the network for information about a particular media file in order to  
5 obtain useful metadata for the user.

**[0111]** Media engine **106** also searches for any devices **114** (MP3 player, CD drive, flash memory etc.) that may be located on or connected to user's **102** processor **103** that may contain media. If such a peripheral device is found, the media engine determines whether there is any media located within that  
10 peripheral device. Step **408**. If there is, media engine **106** stores information about that media including any associated metadata, in a file so as to enable the media engine **106** to access that data at a later point in time. Step **410**. Once media engine **106** has acquired all information about the location of and the content of media files located on user's **102** processor **103** or its peripheral  
15 device(s) **114**, the media engine **106** is able to communicate with media server **118** to pass along the information that media engine **106** has acquired about the media files from processor **103**. Media server **118** receives this information through the file or files created by media engine **106** containing the location and metadata information about the media files located on processor **103** and  
20 stores that information along with the other user information in user information database **122**. Step **412**. The media server **118** then compares the information received from the media engine **106** with the media files and associated metadata located in media database **120**. Step **414**. If the media files that are located on processor **103** match media files that are located on  
25 media database **120**, media server **118** notes the location of those media files within media database **120** and appends that information to the file containing the information acquired by media engine **106** from processor **103**. Step **416**. Media server **118**, then sends a file which contains an updated list of media files that combines both the media files that are located on processor **103** as  
30 well as information about the media files that media server **118** wishes to make

available to user **102** from media database **120**. Step **418**. Once the media engine **106** acquires this file, it generates an interface which enables the user to manage all of the media available to the user in an efficient and coherent manner as will be discussed in reference to Figure 2. Step **420**. Thus, once  
5 the media engine **106** has acquired all of the information relating to the media files located both locally on processor **103** as well as those files available to user **102** from the media server **118**, the media engine **106** allows the user the ability to both locate and access that media from one central location through the media engine **106**. In other words, when a user **102** uses the media engine  
10 **106**, he or she is able, from one central location, to access or manipulate media and information that is available locally on processor **103**, from media server **118**, or from elsewhere on the network.

**[0112]** Moreover, through the use of the media engine, the user is able to bookmark media that is located locally that the user **102** wants to make  
15 available from different processors **103** located in different locations. In other words, if user **102** has both a processor **103** located at home as well as a processor **103** located at work, the user can designate or the system can designate (in accordance with user preference criteria) some or all media files that are located at his or her home processor **103** that he or she wishes to be  
20 able to experience at processor **103** located at work or elsewhere. This once again is managed via the media engine **106** that both tracks, processes and shares information about the media file with the media server **118**. Thus, if a user **102** wishes to experience media files that are located on processor **103** at a different location, the user would seamlessly be able to access and  
25 experience those media files from any processor that is running media engine **106** and has access to media server **118**. This is because media engine **106** has previously stored all the metadata information as well as all the location information about each and every media file on processor **103**, and forwarded this information to media server **118**. Thus, for example, if a user **102** wishes  
30 to experience a media file that is located on a different one of their processors,

media engine **106** located on the processor where the user is located would request a media file from media server **118** which is able to look up and access all of the user's media files from information available to the media server **118**. Once media server **118** locates the particular media file being requested, media server **118** is able to retrieve that media file and stream it, forward it, or otherwise make it available to media engine **106** that is installed on processor where user **102** is currently located. Conversely if another user logs on using the same processor he or she will not be able to access the first user's bookmarked media files unless he or she bookmarks them independently of the first user. As can be seen, the interaction between the media engine **106** and media server **118** creates a robust media collection and management tool for the collection and management of media files that a specific user **102** is able to access from various locations. Media engine **106** is also able to utilize this functionality to exchange music between different users **102** as will be discussed below. The user interface according to one embodiment of the present invention, which carries out the functionality discussed above, will now be discussed in reference to Figure 2.

**[0113]** Individual users **102** can maintain different processors and/or devices on which they can obtain and/or listen to media files. For example, a user may maintain a processor at his or her home, a processor at his or her place of work, a portable device in his or her car and/or a media player at another location each of which is capable of accessing the network **300** and/or playing media files. In one embodiment of the present invention, when a user utilizes media engine **106** to access media files, the media engine is able to maintain information regarding the user and/or media files being played. This enables the user to enhance their listening experience by being able to transfer the listening experience from one location to another. For example, if a user is listening to a particular song on their home processor, and has to leave the home and go to their car, the user can maintain the status of where they were listening to the song from the media engine on their home processor and pick



up from that point on their local media device in their car or media device in other location. Thus when the user leaves the processor at home, the media engine **106** saves information about what song the user was listening to and passes that information along to media server **118**. When the user reconnects to the network from the second location (e.g. their car) the media engine **106** located at the second location where they currently are will query the server for the location of the music that was being listened to and will then locate that music and stream it or otherwise make it available to the second location. If for some reason, the media engine at the second location is unable to access the song from the same location because, for example, the second location does not have a connection to the location where the media file is located or the location where the media file is being streamed is currently offline, the media engine will attempt to locate that song from a different authorized location and stream it to the user at a new location. Thus it should be appreciated that this enhances a user's experience in that a user is able to enjoy an all encompassing experience wherein the experience can be extended to various different locations at various different times on the various different devices. The user interface according to one embodiment of the present invention, which carries out the functionality discussed above, will now be discussed in reference to Figure 2.

**[0114]** It should be noted that different components of the functionality described above can take place within different components of network **300** with information residing in different or the same components. For example, either the media engine **106** or the media server **118** can maintain any or all of the data regarding the media files as well as any location information about the media files. If the data about the media files is maintained completely on media engine **106**, for example, different media engines **106** may communicate amongst themselves without any necessity to access the media server **118**. Similarly, additional servers can be utilized by the network **300** to distribute the information more widely.

[0115] As can be seen in Figure 2 and described further below, when a user 102 utilizes media engine 106, all of the media files available to the user are organized in a logical fashion for display to the user in user interface 200. User interface 200 is preferably presented with a plurality of panes within which media information is displayed. Referring now to pane 201, a list of the various media resources or sources where a user's media is located is displayed. As was discussed above, media engine 106 acquires and stores information concerning the user's media located on processor 103 and available via media server 118. With reference to Figures 2 and 3, for example, in this embodiment, a user is able to view all of the media files arranged by particular source or location, or a complete list of all of the available media files. For example, by clicking on the "my music" tab 222 a user can view all of the music available to that user stored locally or in the media database 120 or from other sites or servers 380. Preferably, once a user has chosen to access the "my music" tab 222, a list of all of the media that is available to the user either via the user media files 110, local device 114, through the media database 120, or other sites or servers 380 is listed in the right-most pane 231. The list is sorted into columns representing information about each respective media file including, for example, Song Title 202, Artist 204, Album 206, Duration 210 and Genre 212 and can be arranged in any other order that the user wishes, (e.g., alphabetically by Artist). The media engine 106 is able to locate this information from the metadata relating to each particular item of media that it has previously acquired and stored as was discussed above. Pane 231 provides the user the ability to view all available media in one location and sort that media in a user-friendly format by sorting by column in a manner known in the art.

[0116] Via pane 201, the user is also able to separately view the media stored in media database 120 by clicking the network media site tab 224. This information once again is available to media engine 106 based on the information received from media server 118 as was discussed above with

reference to Figure 4. If the user clicks on tab **224** a display will appear in pane **231** that will display the media available from media database **120** as will be discussed below in reference to Figure 33. In order to compile this list, the media engine **106** queries media server **118** for all the available user-related media information and for media files located in media database **120** and populates pane **231** with the appropriate metadata in the same manner as was discussed above. Search functionality is also preferably provided to permit a user to search media database **120** for desired items of media, for example, by searching for artists, song titles, genres or other media criteria.

10 **[0117]** In one embodiment, media database may contain media files available for lease or purchase, in which case the media server **118** would include a commerce component that gives the user an option to search for and purchase, lease, rent or otherwise obtain authorized versions of media located through media database **120**. For example, if the site or server **380** accessed through  
15 tab **224** is a music seller, user can click tab **224** to be taken to a commerce site to purchase music or media to be added to user's collection, which could then be managed by the media engine. Additionally, user preference information gained through the user's interaction with the media engine may be made available to the commerce site to present recommended purchases.

20 **[0118]** It should be appreciated that although various embodiments are discussed in terms of a "my music" collection or "my music" tab, the title of this tab or collection can be anything and the "my music" nomenclature is used herein for ease of explanation.

**[0119]** In this exemplary embodiment, the user is also able to access an  
25 Internet Radio provider site **380** that may be available via a button or links displayed in pane **201**. For example, if a user clicks upon Internet Radio Tab **226**, an Internet Radio available from media server **118** or other site **380** will open allowing the user to experience various radio stations via the media engine **106**. Similar to the commerce feature, user preference information

gained through the user's interaction with the media engine may be made available to the radio station to influence music selections presented by the radio station. One such radio station is Launchcast, available from Yahoo! Inc. of Sunnyvale, California.

5   **[0120]** Alternatively, in a similar manner, the user may also be able to view a comprehensive list of the songs available on a local device **114** which can be accessed for example via compact disc tab **228** or MP3 player tab **230**. This information is once again utilized by media engine **106** from the information earlier acquired by the media engine at the time of initiation, installation, or  
10   thereafter as discussed above in reference to Figure 4. Moreover, the user is also able to list songs in a particular playlist list **232**, which will be discussed in more detail below. The updating of information available through media engine **106** can occur at a user selected time, or automatically upon certain events occurring, e.g., a CD is placed in a drive or MP3 device plugged into processor  
15   **103**, can be initiated at program start or install, or can be programmed to occur at intervals, or under instruction from media server **118**, other network site **380**, or other program or processor **103** or on network **300**.

**[0121]** An embodiment also preferably allows the user the added ability to use a rating tool shown in column **208** to rate a particular song from within pane **231**.  
20   For example, a user may rate a particular song that he or she really likes with four stars while giving zero stars to a song that the user does not particularly care for. Once rated, the user would be able to view his or her list of songs ordered by a particular rating. Thus a song a user particularly enjoys may be listed at the top of the list while a song that the user does not particularly care  
25   of may be moved further down.

**[0122]** In another embodiment, the ratings applied by a user are associated with a user identification. The user id and associated rating is stored in the user information database located on the media server. Thus, the user is able to view and access this rating from multiple processors and locations.

**[0123]** In further embodiments, other items may be associated with a user's identification and similarly stored in the user information database or other database residing on the media server wherein the item is accessible by the user at any location where they have a media engine and can connect to the system.

**[0124]** The user information database **122** is preferably made available to any application with proper access to the system, to leverage the user information and to enhance the user's experience with all aspects of the system **100/300**.

**[0125]** By organizing and storing user information and making it available to multiple applications on system **100/300**, a user need only rate a song or artist or album once, and that rating will be made available to any application or feature or function of system **100/300** that can utilize user rating data. Thus, for example, if a user "rips" a song from a CD using client side music engine **106**, and rates it using the user interface, e.g., pane **231**, that rating will be passed to user database **122** on media server **118**. When the user subsequently selects their radio station to listen to from pane **201**, the radio station application (not shown) would access user database **122** and obtain that song rating and incorporate it into any programming algorithms used to program radio content for that user. The same process would apply in reverse if the user rated the song while listening to the radio. Thus, a user's preferences can be stored by and/or incorporated into various features and functions and applications available on system **100/300** without the need for the user to rate the song more than once.

**[0126]** Additionally, the user information may be centrally maintained or distributed, such as by maintaining all or a portion of the user information on user information database **8410** (Figure **84**) on processor **103**, in addition to or as an alternative to user database **122**.

**[0127]** As will be discussed further herein, the ratings chosen by a user will allow the system to better classify music in terms of a user's particular likes or

dislikes and greatly enhance a user's experience. As will also be discussed later, a user may also view or listen to other users' music by clicking on tab **234**, or another user may adopt a user's ratings or preferences.

5       **[0128]** Once the user chooses a particular item of media to experience, e.g., a song, a window containing a media player **240** opens within user interface **200** (or it may be always present), to grant the user control of playing the media. The title for the particular song being played **242**, as well as the artist **244**, the album **246**, are preferably displayed. From within this media player **240**, the user has the ability to control the media by rewinding, fast forwarding or  
10       pausing a particular song by using controls **250** that are common to known media players. Moreover, as the song is playing, the user has the ability to rate the song, artist and/or album by clicking on the rating tool sequence **252** and that rating will preferably be incorporated as part of the user's preferences in the user information database **122** as was discussed above.

15       **[0129]** A user **102** may also incorporate a plug-in program into the media engine **106**. Access to this plug-in program may be available via a newly created tab **236** from Pane **201**. These plug-ins may be programmed using known programming techniques for the purpose of making the media engine more robust in the actions that can be performed from within the media engine.  
20       Plug-ins may be provided by the provider of the media engine or a third party. In other words, the user interface and functionality according to one embodiment of the present invention can be based on different plug-ins, designed in various locations, designed by different people including users or operators of the Network **300** to enhance the user interface, the functionality it  
25       provides and the interaction with the media engine.

**[0130]** When the user has a compact disc or any other form of removable media located in device **114**, the system has the ability, as can be seen in Figure **5**, to identify and list the songs located on the removable media by, for example, clicking on tab **228** and the user can choose to import those songs

into their "my music" collection. For example, by clicking on the compact disc tab **228**, user **102** may be given a list of all songs and/or other media available on the removable media in pane **500**. This list may contain the title of the track, the duration of the song, the artist, as well as the genre. From this list, the user may be able to either play the CD by clicking on the play CD icon **502**, eject the CD from the CD player by clicking on the eject CD icon **504** or of adding any or all of the songs from the CD into his or her "my music" collection by clicking box **510** next to the particular song that the user wishes to include in the "my music" collection and then clicking on the add to "my music" icon **506**. Alternatively, the media engine **106** may prompt the user when the CD is inserted into the CD drive, whether the user wishes to import the songs into their "my music" collection. As can be seen in Figure 5, once the system recognizes a CD or other removable media that is located in device **114**, the title of the removable media will populate compact disk tab **228** in pane **201**. Additionally, the name of the album and in one embodiment the cover of the album will be shown in pane **520**. In general, in order to obtain this information about the CD, the media engine is able to identify any digitized content that resides on a compact disc or MP3, determine what the digitized content is, and confirm the identify of the CD, i.e., the actual title, artist, content, etc. In one embodiment, a verification database is created from a set of master CDs. It should be noted that although this example is discussed in terms of CDs, a similar method would apply to different mediums as well. The verification database contains records of CDs and a corresponding table-of-contents as well as corresponding selected audio data from the CD. Once the verification database is created, verification of a CD to the master CD may be performed. First the CD is identified by matching the table-of-contents from the CD against the verification database. Using the table-of-contents data, the media engine identifies one or more master CDs with a similar table-of-contents. The identified CD is then authenticated by matching selected audio data from the CD against the verification database created from a set of master CDs. In other embodiments, the identity of the CD or other media is captured through known techniques

including looking at the waveform of the specific media content, as well as associated metadata or bit size to help identify the content. Once identified, the identity is passed along to media server **118** along with the location where the media could be found.

5   **[0131]** In another embodiment the user will be given the ability to create a playlist with the album or add the album to an existing playlist. In this embodiment, the media engine **106** will also access information it might have about the album to offer the user similar albums in pane **530**. Once the user has chosen to import the particular songs to his or her "my music" collection,  
10   the song(s) from the compact disc or other removable media will be copied or "ripped" by the media engine **106** to local storage or processor **103** or portable device **114**, in a user selected format, or format automatically chosen, or the media file may be made available to media server **118** so that the files and/or metadata information about the media may be stored with the files relating to  
15   the user's other media. Thus these song(s) along with any other media that is in the user's "my music" collection can be accessed from any location that the user can access the media server **118** with a media engine **106**. Once media server **118** has a list of all the user's "my music" collection as well as some or all of the metadata connected with the media and the location of that media,  
20   media server **118** is able to locate and provide access to those media files wherever they may reside on the network to that user at any location where the user is located. Thus, a user can easily add any media file to their "my music" collection and, assuming that proper authorization, adherence to DRM practices and other ownership or custodial issues are considered, make the  
25   media file accessible at any other location that has a media engine **106**.

**[0132]** An alternative way, according to another embodiment, to import music from removable media device such as a compact disc into the user's "my music" collection is to click upon the displayed song title of the actual song that the user wishes to include in their "my music" collection from pane **500**.



**[0133]** Thus, with described embodiments, a user need not continuously transport his or her media files and/or removable media to different locations since that media will be available via media engine **106**, media server **118**, network **300**, and components and functions described herein. Additionally a  
5 user need not re-familiarize themselves with the media they liked that was available from media database **120** and to select media that they have previously listened to and wish to listen to again. Rather all of the media the user has chosen will reside on or be available via their media engine **106** and be available to a particular user as part of his or her media collection any time  
10 or anywhere that the user wishes.

**[0134]** In practice according to one embodiment of the present invention, a virtual collection of media is created for each user **102**. As can be seen with reference to Figure **6**, and as was discussed above with reference to Figure **4** above, the media engine **106** searches each user's processor **103** and/or  
15 device **114** and identifies media files. After all the media is identified, a user can choose which media he or she wishes to add to their "my music" collection. Step **610**. When a user wishes to add a particular media file to their "my music" collection a virtual collection is created of one or more media files by which each particular piece of media is "bookmarked" for future use by the user. Step  
20 **620**. In one embodiment, the book marking of particular media file is accomplished by storing an identifier for each user's bookmarked media in user information database **122**. Step **630**. In addition to the other information about a user stored in information database **122**, the media server **118** also stores information about a particular user's bookmark for later retrieval. Thus, when a  
25 user identifies a particular piece of media to be bookmarked for later use, an identifier for that particular piece of media is stored together with the user's **102** other identifying information stored in user information database **122**, and a virtual collection of all the media in a user's "my music" collection is created. Thus, user information database **122** will contain for each user a listing of  
30 identifiers that refer to particular media that has been flagged by a particular

user. So for example even though two users may access the system utilizing the same processor, each user will be able to obtain easy access to his or her "bookmarked" media, to the exception of the other user who will have access to their own "bookmarked" media.

- 5   **[0135]** When a user wishes to retrieve a particular piece of media that has been bookmarked, the media server would access the media identifier from user information database **122** and then use that identifier to stream or otherwise make available the particular media file to the user. Step **640**. Thus, it should be appreciated that a user can easily identify particular media that he or she  
10 wishes to make available at various locations and the media server can easily retrieve that media based on the information stored about the particular user in user information database **122**. There is, therefore, no need for the media server to begin searching for the particular media file but rather once the identifier for the media file is stored and attached to a particular user's  
15 information, media server **118** can easily make available the bookmarked media as if it was locally stored. Information database **122** may also contain several alternate locations on the network where a media file may be located, thus providing alternate sources if one particular source is unavailable for some reason.
- 20   **[0136]** As can be seen in Figure **7**, according to one embodiment of the present invention, when a request is made to media engine **106** to play back a certain piece of media, the media engine **106** goes through a process to assure that the media is being played back and/or streamed to the user in the most efficient way possible. When a request for a particular media to be played back is  
25 made, the media engine **106** first searches to see if that particular media file is located locally on the user's processor **103**. Step **701**. If located locally the media engine will play that file from the local location. Step **702**. If the media file is not located locally, the media engine will then search user's **102** processor **103**'s cache to see if the media file is located there. Step **703**. If the  
30 media file is located in the processor's cache, then the media engine will play

the media file from the cache location. Step **704**. If however the media file is not located within the cache, media engine **106** will then query media server **118** to see if media server **118** is capable of retrieving the file from an alternate authorized source on the network. One example of a primary or alternate source of a file is for the media server **118** or other server **130** to provide a tethered download for the user. Step **705**. A tethered download is a portable file that contains a time-based DRM that expires after a certain amount of time. In other words, for example, if a user is part of a subscription service and has the rights to obtain the rights to a certain media file for a certain length of time, a tethered download of that media file is loaded onto the user's processor and the user will be able to play that file for a certain length of time (e.g., 30 days). At the end of the predetermined length of time, the file becomes unusable and can no longer be played by the user. Media server **118** can therefore search throughout the network **300** to see if the tethered download is available for the particular media file that is requested. A tethered download would be the next preferable option for media engine **106** since a tethered download downloads a local copy to the user's processor and allows the user to play the media file without needing to access media server **118**.

**[0137]** If media server **118** is able to locate a tethered download for the particular media file, media server **118** retrieves the tethered download and downloads it to the user's processor **103** cache or local storage. Once the tethered download is acquired, media engine **106** plays the media file for the user. Step **706**. If no tethered download is available, media engine **106** queries media server **118** to see if the particular media file is available to the particular user from the media database **120**. Step **707**. Preferably, access to media in the media database **120** can be based on a tiered membership or based on different subscription fees. Therefore, media available in the media database may not be available to each particular user based on the subscription that the user had within the network **300**. If the media file is available within media database **120** and the particular user requesting the file

has a subscription or authorization level that permits access to the media file, the file is streamed by media server **118** from media database **120** to the user's processor **103** and is played with the media engine **106**. Step **708**. If however the media file requested is not available to the particular user, the media server  
5 could optionally stream to the user's processor **103** a sample of the media file. Step **709**. In one embodiment a message may be displayed to the user indicating that this media file is unavailable because of the user's subscription or membership and information can be given to the user with instructions explaining how to enhance their subscription or membership.

10 **[0138]** Additional features of the user interface **200** will now be discussed with reference to Figure **8**. From within the user interface **200**, a user has the ability to browse and view different albums that have songs from the user's "my music" collection. As can be seen in Figure **8**, in order to view a song by album, a user may choose browse by album from drop-down menu **802**. After  
15 choosing browse by album, the user is given a collection of albums **801** that are available for the user to listen to. In addition to the names of the listed albums, the album covers for each individual album are displayed for the user to view. The album covers are preferably stored as a .gif image together with the media and metadata stored on media engine **106** and/or media server **118**, although  
20 the structure and organization of the storage and retrieval of media and associated metadata can be implemented in multiple ways, in distributed or centralized fashion across one or many servers or locations. If an album cover is not stored with a particular media file, the system can be configured to search the network to try and find the cover image. Although discussed in  
25 terms of a .gif image any file format that displays images such as .jpg, .tif or any other image file format heretofore and hereinafter known can be used to display the album cover.

**[0139]** In one embodiment of the present invention, one or more images are stored in an image database **370**. These images can be stored in any image  
30 format heretofore and hereinafter known. These images can for example be

images of album covers, artists, or other images related to a piece of media. Along with the media stored in media database **120**, a URL or other pointer is stored that links or points to an image in the image database **370**. Therefore in this embodiment, when a user chooses a particular piece of media, the media engine **106** is able to retrieve any associated images (e.g., album cover, artist picture) and display those images for the user.

**[0140]** It should also be appreciated that the display of the album covers for the user offers an enhanced experience wherein the user is both able to listen to the music as well as view the album cover as if the user actually was holding the compact disc or other media in their hands. Once the user chooses an album from the interface **801**, all of the songs on that album may be displayed as can be seen in Figure **9** with all of the details relating to that song in pane **812**. As with previous embodiments, in this embodiment the user has the ability to play the song in media player **240** by clicking on a song name in pane **812**. In this embodiment, the user has the added ability to browse through music in a more efficient way (e.g., via album), which leads to an enhanced experience for the user.

**[0141]** In another embodiment the user is able to browse through the songs in his or her "my music" collection by genre. For example, as can be seen in Figure **10**, the user has the ability to explore different genres (e.g., blues, folk, jazz, rock) via interface **1000** by, for example, choosing "browse by genre" from drop-down menu **802**. This is once again made possible by the metadata information acquired and stored by media engine **106**. Genre information may be obtained and utilized by the system through human operators adding genre information, or the genre information may be supplied as metadata by the original source of the media file, e.g., a record label. Similar to the way a user browses their "my music" collection via album covers, the user is able to choose a particular genre and display all of the songs available in his or her "my music" collection that fits that particular genre. Once again as seen in Figure **11**, if a user picks for example the "Rock/Pop genre" from pane **1002**, all

those songs that meet the "Rock/Pop" genre criteria that are located in the user's "my music" collection will be displayed in pane **812**.

**[0142]** To further enhance a user's experience, a user may pick a particular artist in the selected genre from pane **1004** to view songs from the particular artist. For example, as can be seen in Figure **12**, if a user clicks on "Peter Gabriel" from the artist pane **1004**, only songs by "Peter Gabriel" will be displaced in pane **812**. A user may then further narrow the songs by clicking on a particular album from album list pane **1006**. For instance, as is shown in Figure **13**, if a user clicks on the album "Security" by Peter Gabriel, only songs on that album will be displayed in pane **812**. If the user then clicks on a particular song such as "Shock the Monkey", the chosen song is then played in media player **240**. It should be noted that the above-discussed browsing by a particular criteria is discussed in terms of browsing for music in the user's "my music" collection. In one embodiment, this browsing can be performed on all media located anywhere throughout the network **300**. Additionally, in another embodiment a user can also search through another user's "my music" collection as will be discussed later in reference to Figure **50**.

**[0143]** In another embodiment, the user may browse the media available in his or her "my music" collection by searching for a song and/or album via the song and/or album's artist as is shown in Figure **15**. In this embodiment, a user can access interface **1500** to explore all the artists of the media that are in the user's "my music" collection by choosing to "browse by Artist" from drop-down menu **802**. Once again, similar to previous embodiments, a user may pick a particular artist from the list of artists in pane **1502** to view songs from that particular artist. For example, as can be seen in Figure **16**, if a user clicks on "The Clash" from the artist pane **1502**, only songs from "The Clash" will be displayed in pane **1504**, and only albums from "The Clash" will be displayed in pane **1506**. The user then can further narrow the songs by selecting a particular album from album list pane **1506**. For example, if a user chooses the album "Give 'em Enough Rope" from the album list pane **1506**, only songs from

the album "Give 'em Enough Rope" will be displayed in pane **1504** as can be seen in Figure **17**. As in previous embodiments and as can also be seen in Figure **17**, if the user wishes to listen to any of the songs in pane **1504**, the user need only highlight that song in pane **1504** and the song will be played for the user by interface **240**. In one embodiment, an icon **1702** may appear next to the song being played to indicate that it is being played.

**[0144]** As was discussed earlier in reference to Figure **2**, through media engine **106**, a user has the ability to rate a particular song, artist and/or album depending on whether or not the user likes or dislikes that particular song artist or album. This ability to rate the song is preferably available to the user for any stage of the "my music" interface discussed heretofore or hereafter. Additionally, user **102** may choose a new song that is available from media database **120** and apply ratings to that song by indicating their likes or dislikes for a particular song, artist and/or album. In an embodiment of the present invention the system may automatically assign a predetermined rating to songs that are located on a user's processor **103** or on a peripheral device **114**. It should be understood that rating songs, albums and artists allow the media engine the ability to organize and group songs by a particular like and/or dislike. The more songs that have been rated, the more the system will be able to choose which particular song, album and/or artist the particular user enjoys. For example, when creating playlists or streaming music via an internet radio station, the media engine, using the information obtained through user ratings, can filter or play songs in accordance with what a particular user is more likely to enjoy. Preference information from the radio station can be utilized by the media engine alone or acting together with the media server or other servers to personalize commerce offerings, influence playlist creation or system recommendations. In like manner, the media engine and/or servers can utilize and pass to other servers/applications user preference information to enhance the user experience in all respects, regardless of which particular component or functionality is being utilized by the user.

**[0145]** In one embodiment, the system may automatically rate songs that are located locally with a predetermined rating initially when the details of the particular songs are acquired and stored by media engine **106**. For example, if a piece of media is located on a user's processor **103**, the system may automatically rate that song with, for example, a rating of 3 on a scale of 1 to 4. It should be understood that this will give the media that is located locally on a user's processor an automatic high rating even before the user themselves rates the song album and/or artist manually. This is because it is fairly safe to assume that, in most situations, if a particular piece of media is located locally on a user's processor, the user tends to like that particular media. Automated rating can also be based on other factors such as the user's frequency of play, rating of the genre or artist, how often the media is skipped or repeated, or other factors. The user will preferably have the ability to re-rate the media at other times, to give the media a higher or lower rating if they wish to better reflect their preferences. Additionally, in one embodiment if a user has already rated a particular song artist and/or album manually, that rating will not be overwritten by any automatic rating. Moreover, each user preferably also has the ability to decide not to incorporate any automatic ratings and rather only utilize their manual ratings. Thus, as can be seen from the previously discussed embodiments, the media engine enables the loading of user's media as well as classifying that media with a more personalized classification every time the user accesses the media engine. Also, the user is able to combine both his or her manual ratings and indications of likes or dislikes in media available through the media server with the local media located on the user's processor without having to manually key in the ratings for that local media, subject to later fine tuning by the user.

**[0146]** In one exemplary embodiment of an automatic rating scheme, the following factors are used to create an automated rating for a user when a user adds music to his or her "my music" collection. When a user adds music to their "my music" collection from for example the media database **120**, a



peripheral device **114**, a hard drive located on Processor **103**, and/or another user's "my music" collection, the album and/or artist associated with that song or group of songs is given a set rating based on the number of songs from that album or artist that are already in the user's "my music" collection. For instance, any album that has three or more tracks in the user's "my music" collection will be given a rating of 70 on a scale from 1-100. Similarly, any artist with greater than 10 and less than 20 songs in the user's "my music" collection will be given a rating of 70 on a scale from 1-100. Lastly, any artist with greater than 20 songs in the user's "my music" collection will be given a rating of 80 on a scale from 1-100. This rating scheme assures that artists and/or albums that are most popular in the use's "my music" collection will be rated higher than those that are less popular. It should be noted that in different embodiments, different automatic rating scales can be applied to songs albums and/or artists when they are stored in a user's "my music" collection. Additionally automatic ratings may be stored separately or flagged differently in the ratings database **320** so as to distinguish between the automatically and manually created ratings.

[0147] Another feature according to one embodiment of the present invention will now be discussed with reference to Figure **18**. With reference to Figure **18**, user **102** has the ability to perform a search function within interface **200** of all media that is available either through the user's "my music" collection or that is available on media server **118** via the media database **120** or elsewhere on network **300** or the Internet at large. As can be seen from Figure **18**, user interface **200** contains a field **1801** wherein a search term may be entered. For example, in Figure **18**, a display is shown where a user has selected to search for the term "ou" throughout all of the identifying characteristics of the media available in the user's "my music" collection, or anywhere on the network, including song name, artist, album, and genre, by choosing "All" from drop-down menu **1802** and inserting the phrase "ou" in field **1801**. Once the user has entered the search term (e.g., ou), a list of artists for those songs that

match the criteria is shown in pane **1803** and all of the songs that match the terms are displayed in pane **1805**. Thus, any song in the user's "my music" collection that has the term "ou" in either its song name, artist, album or genre will all be displayed in pane **1805**. While the following examples describe  
5 focused searches on specific criteria or media sources or media categories, the searches conducted may be performed on multiple sources at once, based on one search term, so that results are returned from multiple sources, and preferably identified as such in the search result. Thus, one search term would yield results from local sources such as attached devices and/or local  
10 processor, as well as server **118**, media database **120**, other servers **130**, other users **102**, or any other source on network **300**. The search may be limited to only some of these sources to limit the size of the result, or a matter of user choice or system design.

**[0148]** A user can further narrow the search results by clicking on an artist in  
15 pane **1803**. For example, if a user clicks on the artist "The Clash" from pane **1803** as can be seen in Figure 19 pane **1805** will only show those songs that both match the criteria (i.e., contain the ou string) and are from the artist "The Clash." The user can further search results from a particular album by choosing that album from pane **1804** as can be seen in Figure 20. As can be  
20 seen in Figure 20, the user chose a particular album in pane **1804** ("Give 'em Enough Rope") and only songs for that particular album are displayed in pane **1805**.

**[0149]** In another embodiment, a user may search for songs within their "my music" collection (or elsewhere on the network) by a variable that is only in the  
25 album name of a song by selecting album from drop-down menu **1802** and inserting the search criteria in field **1801**. As can be seen in Figure 21, if a user chooses to search album names from drop-down menu **1802** and populates, for example, field **1801** with the search string "p", the media engine **106** will return a list of artists in pane **1803**, albums in pane **1804** and songs in pane  
30 **1805** that match that particular criteria. The user can then choose a song

directly from pane **1805**, or choose an artist from pane **1803** or an album from pane **1804** to further narrow the search to include only songs from that artist or album. As can be seen, for example, in Figure **22**, if a user chooses to view only the "American Idol Finalists" songs that have the search term "p" in them,  
5 the user would select the "American Idol Finalists" from pane **1803** that would bring up all of the "American Idol Finalists" albums in pane **1804** and all of the "American Idol Finalists" songs in pane **1805**. As can be seen further in Figure **23**, if the user selects one of those albums in pane **1804**, pane **1805** will only display songs from that particular album.

- 10 **[0150]** Additional similar embodiments that can search a user's "my music" collection (or elsewhere on the network) by artist, songs, and/or genre will now be discussed with reference to Figures **24-30**. As can be seen in Figure **24**, a user can elect to search artist's names from their "my music" collection by choosing Artist from the drop-down menu **1802** and including a search term  
15 such as, for example, "er" in field **1801**. This will once again result in those songs whose artist name has the term "er" within their name to be displayed in pane **1805**. As can be see in Figure **25**, once again, a user can further narrow the search by choosing a particular artist from pane **1803**, in which case only those songs belonging to that particular artist will be displayed in pane **1805**.  
20 The user can once again further narrow down the search by choosing an album from pane **1804** in which situation only songs matching that album and the search criteria will be displayed in pane **1805**, as can be seen in Figure **26**.

- [0151]** In another embodiment, a user can search for a particular term in a song name as can be seen in Figure **27**. Similar to above embodiments, a user can  
25 select songs from drop-down menu **1802** and enter a particular search criteria in field **1801**. As can be seen in Figure **27**, if the user chooses songs from the drop-down menu **1802** and the string "ou" from field **1801**, songs will be displayed in pane **1805** that have the string "ou" in their song name and a list of artists and albums for those songs will be displayed in pane **1803** and **1804**,  
30 respectively. This search can once again be narrowed as can be seen in

Figure 28, if the user chooses a particular artist from the artist pane 1803. As is shown in Figure 28, only songs matching the selected artist (Peter Gabriel) are shown in pane 1805 and only albums matching that artist are shown in pane 1804. The search can be further narrowed if the user chooses an album  
5 from pane 1804, as can be seen in Figure 29, pane 1805 then only displays those songs that match the criteria and are from the particular album chosen by the user.

[0152] In another embodiment, as can be seen in Figure 30, a user can perform a search of his or her "my music" collection (or elsewhere on the network) by  
10 genre, by choosing the term genre from the drop-down menu 1802 and entering a search term into field 1801. As can be seen in Figure 30, if a user chooses the genre search from the drop-down menu 1802 and enters a search term, for example, "pop" into field 1801, pane 1805 will display all the songs that match that criteria and pane 1803 will display the artists that match those  
15 songs. In this particular embodiment, pane 1804 is not populated with album names until an artist is selected, as will be discussed with reference to Figure 31. It should be appreciated that in different embodiments, panes 1803, 1804 and 1805 may be populated as soon as the initial search is performed or may remain unpopulated until an additional criterion is selected. Similar to previous  
20 embodiments, if a user wishes to narrow the search further, he or she can choose a particular artist from pane 1803 as can be seen in Figure 31. If a user does choose a particular artist, for example, "The Clash" from pane 1803, the albums that match that particular artist and the criteria will be displayed in pane 1804 and songs belonging to that particular artist will be displayed in  
25 pane 1805 as is shown in Figure 31. Once again, the user can further narrow the search by choosing a particular album from pane 1804, as is shown in Figure 32. If the user does choose that particular album, then only songs that are in that particular album from that particular artist matching the genre criteria chosen from field 1801 will be displayed in pane 1805.

[0153] In one embodiment, the search field **1801** would populate automatically based on prior searches performed by the user, by for example filling in the word "Jones", once the user types "JO". Once again, as in previous embodiments the user has the ability to play any of the songs that are returned  
5 by the search by clicking on the particular song in the list in pane **1805**. Additionally, if the album is already located in a user's "my music" collection, the add button **526** may not appear and rather an empty box **527** or icon which might for example say "already in my music" may appear instead. These searches may be carried out either in the user's "my music" collection, in the  
10 full collection available from the media database **120** or anywhere throughout the network **300**.

[0154] As was discussed above, in one embodiment of the present invention, a user can access media files located in media database **120** via media server **118**. Media engine **106** can generate for the user a listing of the music located  
15 on media database **120** in a similar way to the way the music located in a particular user's "my music" collection is displayed. As can be seen in Figure **33**, when a user selects the network media site tab **224**, from pane **201**, an interface **3300** is generated for the user that lists songs that are located on media database **120** that the operators of the media site wish to either  
20 recommend to the user or inform the user about. This recommendation is preferably, but not necessarily, based upon preference information stored in user information database **122** or on the user's processor or elsewhere on the network, as preference information, for the purposes of personalizing a user's experience, may be stored at, and accessed from the location or locations on  
25 the network where such information may be stored. For example, as can be seen in pane **3305**, the media engine generates a listing of recommended songs that are located on media database **120** but are not in the user's "my music" collection. Additionally, as can be seen in listing **3310**, the media engine can also generate a listing of albums that were recently released that  
30 the user might find interest in. Additionally, in one embodiment, the media

engine can also generate a list of particular albums or songs that were just added to the database as is shown in listing **3315**. It should be noted, that in different embodiments the media engine **106** can generate different listings and groupings of songs and/or albums located on media database **120**. For example, as can be seen in Figure **34**, the media engine **106** can generate a most popular artists section **3410**, which includes a listing of the most popular artists from within the database **120** as well as a .gif image **3420** of those particular artists. Once again, these .gif images can be stored together with the media and metadata stored on media engine **106** and/or media server **118**. Although discussed in terms of a .gif image, any file format that displays images such as .jpg, .tif, or any other image file format heretofore and hereafter known to display the picture of the artist.

**[0155]** In an additional embodiment, a user may search through songs located on media database **120** or elsewhere on the network for a particular term located in either the song name, artist name, or album name. For example, as can be seen in Figure **35**, user **102** has the ability to perform a search function within interface **3300** of all media that is available either on media database **120** and/or located in the user's "my music" collection or elsewhere. As can be seen from Figure **35**, user interface **3300** contains a field **3504** wherein a criterion may be selected to search a particular search variable which can be entered into field **3502**. For example, in Figure **35**, a display is shown where a user has selected to search for the term "combine" in all song names of songs located on the media database **120**. This is because the user has selected "song" from drop-down menu **3504**, and entered the word "combine" in field **3502** as well as chosen to search the media database from drop-down menu **3506**. Once the user has entered the search terms and the search has been performed, a list of those songs that match the criteria will be displayed in pane **3508**. These listings may include song titles **3510**, artist name **3512**, and album names **3514**. In one embodiment, the listing will also include a "my music" column **3516**, which can include a button **3518** next to a particular song

that the user can click upon to add to his or her "my music" collection. For example, as can be seen in Figure 36, if a user wishes to add the song "Combine" by "Pino Colony," he or she would click on button **3518** and the song will automatically be added to the user's "my music" collection. Access to songs in media database **120** can be based on a tiered membership, or based on differing subscription fees. Therefore, certain users may be allowed to add certain songs to their "my music" collection while other users may not. Therefore, "my music" column **3516** displays to the user which songs can be added to the particular user's "my music" collection. Alternatively, the "my music" column **3516** may also include a button **3520**, which can indicate that the particular song is already located in a particular user's "my music" collection. Thus, from this display, a user can readily ascertain which songs he or she may wish to add to their "my music" collection and/or which songs he or she may already have in their "my music" collection.

**[0156]** In one embodiment, in addition to a user's ability to click on button **3518** to automatically add the particular song to the user's "my music" collection, the user also has the ability to purchase a particular song for a pre-determined price via button **3524** in column **3522**. For example, if the user enjoys a particular song that is returned by the search, and wishes to purchase that song, the user would click on button **3524**. In one embodiment, the user would be directed to a payment page (not shown) where, for example the user can enter credit card information. From this page for example a user can complete an e-commerce transaction in a known manner to purchase a download and/or streaming rights, or other access rights in the song and/or album including a tangible copy. It should be appreciated that this combines the use of the media engine and the experiencing of media files with the ability to conduct commerce and purchase copies of and/or rights to the media that a user is listening to. This pricing information can be stored along with each media file metadata to make it easily accessible to the media engine **106**. In other words, when displaying a song for a user, the media engine **106** knows whether the user

already has the media file on their computer and the media engine **106** also knows from the media server **118**, using commerce functions **330** located on network **300** what the proper pricing for that song is and which vendors may be selling that song. Thus, the user, through a user-friendly interface and by the click of a mouse, is able to purchase a particular song or album right from within the media engine **106**, obviating the necessity of "shopping around" for a particular song or album. In another embodiment, as can be seen in Figure **36**, in addition to both options listed in interface **3508**, the user may also right click on a particular song name to produce a drop-down menu **3610** that would display a list of options available to the user in relation to that particular song. For example, as can be seen in Figure **36**, the user has the option to play the song in which case the song will be played in music player **240**, add the particular song to his or her "my music" collection, add the song to the music currently playing, add the song to a playlist, create a similar song playlist as will be discussed below in relation to Figures **46-47**, or to buy the song and/or album, in which case the user may be directed to a payment page where, for example, the user can enter credit card information. Alternatively, from menu **3610**, the user may go to a song page, album page, or artist page, which can be web pages with information about that particular song, album or artist. In addition, other choices available to the user may include sending the song to a friend either by a messaging program, email or other communication software or to search network **300** for the words or lyrics to that particular song. In one embodiment, interface **3300**, may also include pane **3620** which includes a listing of other options that the user may wish to employ to perform similar searches to those that he or she has already performed. For example, as can be seen in Figure **36**, pane **3620** allows the user by a click of the mouse to easily search other artists' albums, users and/or the web for a particular search term that has already been entered in field **5001**. Alternatively, a choice can be given to view similar artists or songs or albums based upon similarity data stored at media server **118** or elsewhere on the network.



[0157] In another embodiment, the user may search for songs within the media database **120** by a variable that is only in the song's artist name by selecting artist from the drop-down menu **3504** and entering the search term into field **3502**. As can be seen in Figure **37**, if the user chooses to search artists names from drop-down menu **3504** and populates, for example, field **3502** with the search term "jam," the media engine **106** will return a list of artists in pane **3710** that match that particular criteria. Once again, the user may choose to perform the search either in media database **120**, in the user's "my music" collection, or both, or elsewhere, by selecting the particular location or locations from drop-down menu **3506**. Additionally, the image of the particular artist may also be displayed next to the artist's name in pane **3710**, as was discussed above with reference to album covers and artist images. If a user wishes to obtain additional information about a particular artist listed in pane **3710**, the user can click on that particular artist's name and/or image and he or she will be directed to a display that lists information about that particular artist, as can be seen in Figure **38**. As is shown in Figure **38**, an interface **3810** about a particular artist can include a biography about the artist, photos of the artist, or a listing of the particular genre the artist's music falls under. Additionally, the user may create a similar artist playlist, as will be discussed with reference to Figure **46**, by clicking on the create similar artist playlist button **3815**. Once again, in this embodiment, the user **102** can also rate the particular artist by clicking on the rating tool button **3820**. As was discussed above, any ratings entered by a particular user helps create an enhanced experience for the user as the media server obtains additional information about the likes and dislikes of a particular user. Additionally, in one embodiment, display **3825** may include a listing of similar artists so that the user can explore music by a similar artist as well. Additional albums by that particular artist can also be displayed, as can be seen in display **3830**. In another embodiment, as can additionally be seen in Figures **37-38**, the user has the ability to navigate within displays, to go forward or backward from one display to another by clicking on the backward and/or forward buttons **3720**, respectively. This enhances the user's experience,

allowing them to navigate between different displays as one would be able to within a typical internet browser, for example.

**[0158]** In another embodiment, a user may search for songs within the media database **120** by a variable that is only in the album name of a song by selecting album from drop-down menu **3504** and entering the search criteria in field **3502**. As can be seen in Figure **39**, if a user chooses to search albums from drop-down menu **3504** and populates, for example, field **3502** with the search string "crazy," the media engine **106** will return a list of albums in pane **3910** that match that particular criteria. Once again, the user may choose from drop-down menu **3506** whether to search for media located in the media database, in the user's "my music" collection and/or both. In addition to the album name, an image of the album cover may also be displayed in pane **3910** along with the artist's name and in one embodiment the year that the album was produced may also be displayed. Similar to previous embodiments, a "my music" column may also be shown to indicate whether any songs from the particular album are located in a user's "my music" collection. Once again, similar to previous embodiments, a user may access additional information about a particular album by clicking on that particular album name and/or image as can be seen in Figure **40**. As can be seen in Figure **40**, a display that includes additional information about the album is shown in pane **4010**. Once again, from within the display, the user may rate the particular album by clicking on the rating tool **4015** or view the names of additional users who enjoyed that particular album by clicking on the fans of this album button **4025**. In one embodiment, pane **4020** may show a listing of all the songs located on that particular album. Once again, a user can navigate from this album page to any previously viewed pages by clicking on forward or backward buttons **3720**.

**[0159]** In another embodiment, the user is given the ability to search for information related to another user of the media engine **106** to access songs that the other user prefers. As was discussed above, different users **102** are distinctly identified by a user Name or other identifier, which is also preferably

associated with various preferences for that user stored on the network. Thus, in one embodiment, a user can search for another user's music by using the other user's identifier, or by the system finding the user or users that fit certain search criteria based on user preference and/or user behavior. For example as  
5 can be seen in Figure **41**, if a user populates field **3502** with a search term (e.g., John) and chooses to search through a user Name from dropdown menu **3504**, a search result may be displayed in pane **4110** that shows all of the users that have that particular search term (e.g., John) within their user Name. If a user clicks upon a particular user from within pane **4110** (e.g., john\_g) a  
10 page as can be seen in Figure **42** will be displayed in pane **4210** that shows additional information about the user including artists, genres or albums that the chosen user has rated highly. Alternatively, a song title may be entered, and the drop down menu can contain an "all users" selection, to initiate a search of users' media files for a particular song. As another example, if the  
15 search is done instead on genres, a list of users that like a particular genre would be returned, or by further example, all users that like a particular song, artist, album or the like.

**[0160]** The use and creation of playlists in connection with one embodiment of the present invention will now be discussed with reference to Figures **43-48**.  
20 The use of a playlist allows the user to listen to a number of media files organized by the user according to some user preference or other criteria.

**[0161]** Utilizing the user's "my music" collection or other media available through media server **118** or network **300**, a user can easily create a playlist by ordering songs in a way that the user wishes to play them or some other order.  
25 This order of songs is then stored in a playlist database **340**, on processor **103**, in both locations, or other locations on network **300**. For example, if a user wishes to create a playlist of Song 6, Song 8 and Song 10 that are each in the user's "my music" collection, the media engine **106** will create a file that will contain a list of pointers that point to the location of Song 6, Song 8, and Song  
30 10, respectively, and send that file to the playlist database **340**. This location

information is preferably made available as a result of the media engine's **106** initial collection of information about each of the user's available media files or may occur at the time the song is selected for inclusion in the playlist. Thus when the user wishes to access the newly formed playlist, the media engine is  
5 able to locate and play those songs that are in the playlist. These playlists can be accessed from any location from which a user may run media engine **106**.

**[0162]** The ability to create a more robust and versatile playlist from a user's "my music" interface discussed above with reference to Figure 2, that can then be listened to by the user **102** from any processor **103** that the user **102** is  
10 located at will now be discussed in reference to Figure 43. From a user's interface **200**, user **102** is able to create a playlist by selecting a particular song that the user **102** wishes to add to create a new playlist. For example, as can be seen in Figure 43, the results of a search that is searching for all media within this particular user's "my music" collection that has the string "mo" in it is  
15 displayed in interface **4305**. As can further be seen in Figure 43, the user then has the ability to click on buttons **4306** or **4307** to create and refine his or her playlist. For example, in Figure 43, pane **4310** does not have any songs in the playlist; however, instructions are displayed showing the user how songs may be added to the playlist. As can be seen in Figure 44, if the user elects to add  
20 songs to a playlist, by clicking on a select song and then clicking on the "add to playlist" button **4306**, a new playlist is created for this particular user in pane **4410**. This could also be accomplished through a drag and drop method by dragging the song into pane **4310** or over to playlist tab **232**. Thus, through this interface the user is able to create a playlist that consists of all media available  
25 as part of a user's collection that contains the string "mo". If for example the user would then wish to remove one of the songs or all of the songs from the particular playlist the user can click on the "remove from playlist" button **4307** which would then remove those songs from the playlist. After this playlist has been created, the user has the ability to save the new playlist as a file by  
30 clicking on the "save new playlist" button **4308**. Once the user clicks on the

save new playlist button the user is preferably given the ability to name or otherwise identify the playlist and can then access the user's playlists at any time from the playlist list **232** in interface **201**. As was discussed earlier in reference to Figure **2**, the playlists that are listed in pull down list **232** become  
5 available for the user to access from any location where the user is located and using media engine **106**.

**[0163]** In another embodiment a user is able to easily create a playlist consisting of songs with a particular search criteria by manually selecting each song that the user wishes to include in the particular playlist area. Thus, a user  
10 can manually utilize their "my music" collection or the network at large to create a playlist that incorporates those particular songs that the user wishes to have in a particular playlist and can then access that playlist from a variety of locations. This is facilitated once again by media engine **106** and the information compiled by the media engine about a user's available media.  
15 Similar to individual songs added to a user's "my music" collection, these playlists become accessible for the user from any location that the user has access to media engine **106**.

**[0164]** Another embodiment of the present invention used to generate playlists will now be discussed with reference to Figure **45** and the interfaces depicted in  
20 Figures **46-48**. In this embodiment, the system can generate a playlist that is based on a relation of particular songs, artists or albums to each other and any affinity that those songs, artists or albums may have to each other. Different users may have different likes and dislikes for different songs, artists and/or albums. In general, however, users that like a particular song, for example, will  
25 likely enjoy other songs by that artist or songs that are similar to that particular song. Therefore, it is possible to create an affinity relationship between songs, albums, and/or artists by compiling a list of songs that are commonly liked by one user. Thus, for instance, if a user likes song A and song B, it is possible that the two songs are related in some way and that is why the user likes both  
30 of the songs. If two users both like song A and song B, the chance of the

songs being similar or that affinity to each other is stronger because now an additional user has shown his or her like for both songs. Similarly, if 1,000 users like both song A and song B, the chance of there being an affinity or similarity in the songs is increased. In this embodiment, factoring in the likes and dislikes of a particular user, the media server utilizes an affinities engine **350** to generate a playlist that matches affinity criteria and/or degree of similarity between artist, albums or songs as desired by the user. As is depicted in Figure **45**, the media engine **106** receives the criteria (e.g., a particular artist or song) from user **102**, step **4510**. Once received by the media engine **106**, the criteria is passed along to media server **118**, step **4520**. The media server then runs the criteria through affinities engine **350**, step **4530**. For example, the system may collect user information concerning listening patterns and preferences, and process that information to develop a database of relationship among items of media. Thus, for example, the system may, through processing user information, or by direct input by system administrators or operators, glean that many users that listen to artist A also listen to artist B, and thus the system can associate artist A and artist B as similar. The system can also utilize user genre ratings, third party reviews, implicit or explicit user behavior analysis, human editors or other information sources in developing affinity relationships. By way of non-limiting example, an exemplary formula processed by the affinity engine to establish the affinity between songs, artist and/or albums will be discussed below.

**[0165]** Once the affinity engine computes the affinities in accordance with criteria selected by the user, the media server **118** creates a playlist based on those affinity results. Step **4540**. The media server then forwards a file containing pointers to the songs in the newly created playlist to media engine **106**. Step **4550**. The media engine then creates a user interface to display the songs in the playlist and grant access to those songs for the user. Step **4560**.

**[0166]** The creation of an affinity playlist from a user's perspective will now be shown with reference to Figures **46** and **38**. As was discussed above with

reference to Figure 38, users have the ability to create a playlist based on music that is similar to an artist by, for example, choosing the "create a playlist of similar artist" button 3815. When a user chooses to create a similar artist playlist, the media engine 106 queries the media server 118 for the results of the playlist for the particular artist and that playlist is then displayed for the user 102 in pane 4610 as can be seen in Figure 46. As can be seen in Figure 46 a new playlist called for example "Like Pearl Jam" is added to the User's 102 playlist list 232 in pane 201 which can then be accessed by the user at any time. It should be noted that in alternative embodiments, the media server 118 may recreate a Playlist that matches the chosen affinity each time the affinity Playlist is requested. Once the Playlist has been created, a User 102 can preferably also burn that Playlist to a CD or move it to other removable media device by clicking on the "Burn CD" button between 4601. This will cause actual media files to be stored on an external device or burned onto a portable media like a CD, or other storage medium now known or to become known.

[0167] The issue of whether users have appropriate rights to experience certain media can also be addressed by the media engine. Media engine 106 preferably contains digital rights management functionality to ensure that various copyright rights and media rights of owner's licenses are respected. Thus, while there are described herein embodiments that facilitate users sharing their media experiences, adequate controls can be incorporated into the system to frustrate unauthorized use of media. For example, media engine 106 can incorporate software and/or hardware to recognize digital rights management information that may be part of the media file and/or media metadata, and respond to user's requests accordingly by granting or denying access to the media based on that user's rights. For example, as was described above, access to the songs in the media database 120 can be based on a tiered membership based on differing subscription fees. Certain users therefore will be allowed access to certain media that other users are not allowed access to. That being the case, the possibility exists that one user will

forward to another user songs that the other user is not authorized to access. In such a situation, according to one embodiment of the present invention the second user would be alerted to this fact and be offered the ability to sign up to the appropriate subscription service or to purchase rights in the desired item of  
5 media.

**[0168]** In another embodiment, access, viewing capabilities, and sharing rights between users preferably depend on certain conditions being recognized by the media management systems of media server **118**. In one example, access, viewing, and sharing capabilities are based upon the system first recognizing  
10 the metadata associated with the media file and whether the particular media file is available through the media management system's services (e.g. subscription or not). If the system recognizes the metadata associated with the media file and the media file is within the system's services (e.g. available on media database **120** or other authorized service **130**), or within the user(s)'  
15 subscription, the media file may be shared, viewed, and accessed among users. However, if the system does not recognize the metadata of a media file and/or the media file is outside of the system's authorized offerings, the receiving user will not be able to access or view the particular media file. It is noted that these conditions are merely exemplary and the system can base  
20 access and sharing rights on other conditions such as whether the users are within a subscription plan or other DRM parameter.

**[0169]** In an alternate embodiment similar playlists can also be created for songs and/or artists in a similar manner. Namely as can be seen in Figure **47** if a user selects the "create a similar playlist of songs" button **4715** from a  
25 song page **4700**, the media engine **106** will query the media server **118** for songs with a high affinity to the song selected and will display such a playlist for the user as can be seen in Figure **48**. Once again similar to what was discussed above with reference to Figure **46** the user can elect to burn the created playlist to a CD by selecting "Burn CD" button **4802** or play the playlist  
30 from within their "my music" interface by choosing the "like Yellow" playlist from



their playlist list **232**. Alternatively from song page **4700**, a user can play the song by clicking on "Play Song" button **4705**, add the song to his or her "my music" collection by clicking on "In My Music" button **4710**, purchase the song by clicking on the "Buy Song" button **4720**, send the song to another user by clicking on the "Send to a Friend" button **4725** or rate the song by clicking on the rating tool **4730**.

**[0170]** As was discussed above with reference to Figure **45**, an exemplary affinity engine is employed to develop identified and stored affinities between songs, artists or albums or other media-related information or metadata for use by the system. In one embodiment, affinities are used to create playlists as described above, but may also be used to present new media options to a user, or to effect what may be presented by other services or network **300**, e.g. radio stations, commerce sites and the like. By way of non-limiting example, a formula preferably used by the affinity engine for the calculation of an artist affinity is described below, wherein:

**[0171]**  $A$  = the number of users who like artist  $A$ ;

**[0172]**  $B$  = the number of users who like artist  $B$ ; and

**[0173]**  $AB$  = the number of users who like artist  $A$  and artist  $B$ .

**[0174]** The affinity of artist  $A$  to artist  $B$  would equal  $(AB / A) \times 100$ , while the affinity of artist  $B$  to artist  $A$  equals  $(AB / B) \times 100$ . Through such a formula the system is able to compute the affinity or relationship between two artists. Although this formula is discussed in terms of artists, a similar formula can be used in terms of album and/or song or other item of media. Preferably, media rating data is sent to and compiled within media server **118** so the system can use that rating data and create a relationship between different media, artists, and/or albums. Once this data is compiled using the formula above, an affinity is determined between two different artists, albums, and/or songs. Once this affinity is established and stored, a playlist can be created based on that

affinity. Depending on whether the user wants to create a highly similar or divergent playlist, songs or other media items can be compiled with a degree of variance based on the degree of their affinity to each other. In addition to the exemplary techniques set forth herein, other art-recognized affinity determining applications or techniques can be used or developed to identify affinities.

**[0175]** In an embodiment of the present invention, an additional factor is preferably taken into account to create the affinity playlist. This factor is the total number (N) of users **102** that are using the system. This variable factors into account cases where the affinity between one artist and another artist may be skewed by artists that are very popular versus artists that are not popular at all. For example using the above listed formula, an artist that is popular with 95% of the users may have an affinity to many more artists than an artist who is popular with only 5% of the users. The artist that is popular with 95% of the users will therefore appear to have a high affinity to nearly every other artist because an artist that has a great popularity is invariably going to have an overlap with another artist that was rated highly by many of the users of the system. Therefore, in order to balance out this equation, instead of using the equation,  $(AB / A) \times 100$ , the formula for determining an affinity from artist A to artist B, taking into account the popularity of an artist is  $(AB / A) \div (B/N)$  and the formula for determining the affinity between artist B and artist A factoring in the popularity of an artist is  $(AB / B) \div (A/N)$ . This formula divides the relationship of artist A to B by the number of total users that like artist A. This lowers the affinity to an artist that is very popular while it raises the affinity to an artist that is very unpopular. In other words, an artist that is very popular will have to have a lot of users who like that artist and another artist to have a strong affinity to that artist, while an unpopular artist will need to have fewer users in common to have the same affinity. Therefore, using the above mentioned exemplary formulas, the system is capable of determining an affinity between one artist, album or song and another artist, album or song based on the likes and dislikes of other users. Based on affinity calculations and criteria selected by a user, a

playlist can be created that will comprise artists, albums or songs that are most or least similar to a particular artist, album or song thereby enhancing a user's experience.

**[0176]** It should also be noted that affinity data can also be used to automatically generate a list of similar albums, artists or songs for a particular user. Thus, even without the creation of a playlist, in one embodiment, a user can request a list of albums similar to a particular album and based on the previously mentioned affinities data, a list of similar albums can be compiled. Alternatively, the media engine **106** can also automatically recommend similar albums to a user based on this affinity data. For example, every time a user opens the media engine **106**, the interface can display a list of recommended albums based on the albums' affinity to albums rated highly by the user. Thus in addition to tracking the media available to a user, the media engine **106**, alone or in cooperation or combination with media server **118**, is also able to intelligently recommend other media to the user based on other music that the media engine knows the user prefers.

**[0177]** In another embodiment, the media engine is able to manage a playlist in such a manner that the playlist is not merely played back to the user in a particular pre-assigned order or random order. Rather, the media engine and/or media server **118** is able to generate an order for the songs in the playlist that better reflects the user's likes and dislikes. Once again referring to Figure **48**, a user interface that incorporates functionality that provides a user the ability, in playing a playlist, to utilize a randomize feature that is based on data acquired by the media engine **106**. In order to access such a randomized playing of the media located in the playlist, the user would preferably select smart shuffle button **4805**. When selecting smart shuffle button **4805**, the playlist will begin to play the songs in the playlist in an order that is not completely randomly selected, but rather the order of the playlist is based in part on data that the media engine **106** and/or media server **118** has acquired about the user. In other words as will be discussed in more detail below, the

system will consider various factors such as user ratings and/or other factors such as frequency of play, time the song was last played, whether or not the song has been burned by the user or recommended to friend, what other artists are in the playlist, or other factors. The smart shuffle feature factors in the system's knowledge of the users' listening preferences to create a more enhanced user experience. This is yet another use of the user data garnered by media engine **106** and/or media server **118**, which is supplemented as the user continues to use the system in order to create a more enhanced and personalized listening experience for the user.

**[0178]**As can be seen with reference to Figure **49**, according to one embodiment of the present invention, a process is carried out to create a playlist whose order is based on various user preferences so as to create a playlist whose order is more pleasing to user **102**. In this exemplary embodiment, a list of media files to be included in the playlist is selected by the user **102**. Step **4901**. It should be noted that although discussed in terms of a user selecting which media files are placed into the playlist, a playlist can also be created using any or all media files located anywhere throughout the network **300**. Also, functionality and processing may take place in various locations on the network, not only as described. This processing and data storage can be distributed across network components and not confined to a single element on network **300**. Once the list of songs for the playlist is generated, media engine **106** queries media server **118** for information about each particular media file to be sorted into the playlist. Step **4903**. This information includes any rating information that is available for user **102** for this particular media file as well as information about when the media file was last played. Once the media engine **106** receives this information from the media server **118**, a score is generated for each particular media file based on when the media file was last played by the user **102**. Step **4905**. This "last played score" according to one embodiment is generated on a 1-100 scale with 100 being the most recently played media file from the list of media files being

included in the playlist and 1 being the least recently played song and all of the other songs containing a value between 1 and 100 based on their linear relation to most and least recently played songs. Once a "last played score" is assigned for each media file or song, the media engine **106** looks to the rating data available for the particular song to see if the user **102** has rated this song. Step **4907**. If the user has rated the song, a "song rating score" is assigned to the media file based for example on a 1-100 rating scale, with 100 being the highest rating and 1 being the lowest rating. Step **4908**. If the song has not been rated by the user, the media engine then looks to the rating information to determine if the album that the song is associated with has been rated by the user. Step **4909**. If the album has been rated by the user **102**, an "album rating score" is assigned to a media file based on the user's rating of the album associated with the song. Step **4910**. Once again, in one embodiment the score is based on a 1-100 scale with 100 being the most highly rated album and 1 being the lowest rated album. If the album has not been rated by the user, the media engine **106** then reviews the rating information to see if the artist associated with the album has been rated by the user. Step **4911**. If the artist has been rated by the user, an "artist rating score" is generated by the media engine **106** based on the rating given by the user **102**. Step **4912**. Once again, this score according to one embodiment is preferably generated based on a 1-100 scale with 100 being the most highly rated artist and 1 being the lowest rated artist. If the artist associated with this song also has not been rated, a "default rating score" will be associated with the media file. Step **4913**. In one embodiment, this rating score would be a score of 50. Once all the various scores have been assigned to the particular media file or song, the scores are preferably weighted so as to give the proper significance to each of the scores. In one embodiment, this rating is accomplished by multiplying the "played recently rating" by 0.17, and if available, the "song rating score" by 0.83, the "album rating score" by 0.80, the "artist rating score" and the "default rating score" by 0.77. Step **4915**. Once all the scores are computed and weighted, which computation may occur on user processor **103** as part of

media engine **106**, or at media server **118**, or elsewhere on network **300**, the weighted scores are added to each other and compiled to create one "overall score" for each media file in the list of files to be included in the playlist. Once an "overall score" is computed for each of the media files, a formula is run for  
5 each individual file to ascertain the proper slot in the playlist for that media file. Step **4917**. According to one exemplary embodiment, the formula that is used to select the slot for the media file is:

$$\text{[0179]} i = [ N * (R / N)^p ]^{0.94};$$

**[0180]** N = the # of items in the list

10 **[0181]** R = a random integer in the range [0, N]

**[0182]** p = a constant value used to increase the weighting on higher scoring items

**[0183]** i = the chosen slot to insert the media file into.

**[0184]** Once the slot is determined for each particular media file, a playlist is  
15 generated based on those results. Step **4919**.

**[0185]** According to another embodiment of the present invention, an additional factor that is utilized by the media engine **106** in connection with generating a playlist is artist separation. This factor allows media engine **106** to create a playlist that ensures that whenever possible, songs from a particular artist are  
20 not repeated within a playlist or at least not repeated too closely in time. It should be appreciated that although this embodiment is being discussed in terms of artist separation, a similar embodiment is also envisioned where playlists are separated by song or album separation and/or genre separation or any other factor associated with a song or media file. In order to create the  
25 artist separation, a list is tabulated by the media engine or media server that totals the number of songs for each particular artist from within songs chosen for a playlist. Once this task is completed, a minimum separation number can

also be generated for each song based on the information garnered from this tabulated list. In order to create a minimum separation number, the following formula is used:

**[0186]** total number of songs \_\_\_\_\_

5 **[0187]** number of songs by the particular artist.

**[0188]** Thus, for each artist associated with a song in this list of media files to be included in the playlist, a minimum separation number will be generated. For example, if there are a total of 50 songs chosen by a user to be placed into a playlist, and a particular artist X is associated with 10 of those songs, the  
10 minimum separation number for artist X would be 50 divided by 10 or 5. When the playlist is generated, the media engine **106** keeps track of the last slot occupied by media file for each particular artist, the minimum separation number is then added to that slot number and no song by that particular artist will then be placed in any slot number higher than the slot number + the  
15 separation number. For example, if a song by artist X is chosen to be placed in slot number 3 in the playlist after the formula is run on that particular media file, and the minimum separation number for that particular artist is 5, when generating a playlist with artist separation, no songs by artist A will be allowed to be placed in slots 4, 5, 6, or 7, and the media engine will attempt to place  
20 that song in slot 8 or later. If a slot is chosen for a particular song that is not available, the media file will be placed in the next available slot. In one embodiment, if the end of the playlist is reached by going through this process of slot filling, the process will begin once again from the first slot in the playlist. It should be noted that any or all of the above discussed preferences can be  
25 either set by the media engine **106** or be chosen by each individual user for each individual playlist.

**[0189]** In another embodiment of the present invention, a playlist may be generated automatically based on particular criteria. In this embodiment, the system is able to create a playlist based on specific user criteria. For example,

the user is able to choose different criteria such as artist, album, genre, date that the song was added to the system, last time the song was played for this particular user, rating, or other criteria, from a drop-down menu. Based on the chosen criteria, a list of modifiers is given to the user that is appropriate for those particular criteria. For example, if the criteria chosen were "date added", the modifier list would for example included "is", "is after", "is before", "on or before", "on or after", "is not". All of these choices being applicable to a specific date entered by the user. On the other hand if the criteria chosen by the user were genre, then this modifier list would include choices, such as "is" or "is not," these choices being applicable to the criteria of genre. After the modifier is chosen, the user is prompted to insert a term that would be applicable to the playlist wanted. For example, if a user chose "genre" as their criteria, "is not" as their modifier" and the word "disco" as the term, the system would automatically generate a playlist of songs in which the genre was not disco. Once again these playlists can then be accessible from any location where the user is running the media engine 106.

**[0190]** In one embodiment of the present invention, there are additional choices that may be given to a user in creating the playlist. For example, a user may be given a choice to select whether they wish to incorporate multiple conditions for their playlist or whether they would prefer a playlist that only meets a certain number of the conditions. Additionally, the user can select how long the playlist should be and whether or not to limit the playlist to a certain number of songs. Thus, if the conditions of a playlist return 1,000 songs for example and the user only wishes to have a playlist that is a length of 25 songs, the user would alleviate this problem by choosing to limit the playlist to 25 songs. The 25 songs that would be used for the playlist can either be chose at random by the media engine or can once again be selected using user selected criteria. For example, a user may further narrow the playlist by selecting that the 25 song playlist should be the 25 most highly rated songs or the 25 most recently listened to songs. Thus, the media engine can return a playlist with numerous



different tiers of criteria. This eliminates the creation of a playlist that is larger than the one envisioned by the user or larger than a particular size that the user's storage medium can hold. Thus, in the previously discussed example a user would have created a 25 song playlist of the most popular or most recent  
5 songs matching the user's criteria.

**[0191]** Additional criteria that may be set by the user include whether the user would like the system to continuously update the playlist based on the criteria. A playlist created using this option can periodically change based on the media that is added to the system. So for example, if a playlist was created that  
10 encompassed all media where the genre was "not disco," the composition of the playlist would change every time an additional piece of media, which was not disco, was added to the system. Thus, if a user chooses the live updating feature, the media engine may run the search criteria at fixed or variable times, or every time that the playlist is requested, in order to incorporate any new  
15 media that may have been added to the system since the last time the search was run. Thus, the user can have the ability to listen to a playlist of songs that match the conditions and criteria selected but the playlist may not necessarily consist of the same songs each time the playlist is requested. In other words, each time the playlist is selected or requested, the media engine creates the  
20 updated playlist based on the previous criteria assigned to the playlist.

**[0192]** An example of a user interface used in connection with the function of creation of the criteria of playlists discussed in the previous embodiment is shown in Figure 73. For example, from this interface the user is able to select a criteria from the drop-down list **7301**, a modifier term from drop-down list  
25 **7302** and insert a value into field **7303**. Once all the conditions are set the user can either click to generate a playlist button **7310** and/or save criteria as button **7312**. When clicked upon, the media engine **106** alone or in tandem with media server **118**, or media server **118** itself, generates a playlist such as, for example, in the form shown in user interface portion **7315**. However, if the user  
30 does not wish to generate a playlist for immediate viewing, he or she may click

on the "save criteria as" button **7312** that will save the conditions selected and allow the user to easily create a playlist matching those chosen conditions at a later point in time. Once the playlist is created, the user preferably has various options as to what to do with that playlist by clicking on the buttons located

5 below interface **7315**. In this embodiment, the user can either play the playlist by clicking on the play button **7316**, or download the playlist to their local device by clicking on the download button **7318**. In addition, the user may add a song to, or entire playlist to, another playlist by clicking on the "add to" button **7317** or obtain more detailed information about the playlist or a particular song by

10 clicking on the information button **7319**. The user may also choose save the playlist by clicking on the "save list as" button **7320**. In one embodiment, if the user elects to save the playlist, the playlist will be saved in the form that it was generated. In other words, the particular songs that were chosen by the system to match the conditions set by the user will always reside in that playlist.

15 The file that is saved preferably only contains pointers to the location of each of the individual songs in the playlist. In contrast, however, if the user elects to only save the criteria of the playlist, by clicking on the save criteria as button **7312**, only the particular criteria for generating the playlist may be saved to a file on the user's processor and thus the next time this playlist is run, the media

20 engine will generate a playlist that may generate a different list of songs that also match the criteria selected by the user. Of course if the user elects to save the playlist on a portable device or storage medium, the actual media files may be stored.

**[0193]** The ability to create a criteria playlist allows the user to generate a

25 playlist based on specific criteria and then save that playlist for later listening. Alternatively, the user can send the criteria playlist to another user via e-mail, instant messaging, peer networking, or any other communication channel known or to become known. For example, if the user creates a criteria playlist that includes the criteria, for example, of songs that were uploaded after

30 September 1, 2004 with specific criteria, one user can send the criteria to

another user. The other user can use the same criteria to create his or her own playlist based on the media available to that other user. For example, if user A runs the playlist on his or her "my music" collection the playlist may return songs A, B and C, user 2 might run the same playlist criteria and be returned  
5 songs D, E and F. On the other hand, a user also has the ability to save the playlist as it was generated, namely with the same songs and or media that was generated when the user initially generated the playlist. Therefore, when communicating such a playlist, the other user will receive a file containing pointers to the location of those specific songs in network **300**.

10 **[0194]** The creation of an exemplary affinity playlist according to another embodiment of the present invention will now be discussed with reference to Figures **74** and **75**. Looking to Figure **74**, users have the ability to create a playlist based on music that is similar to or not similar to an album or artist by, for example, choosing the criteria from a drop-down menu **7401**. Once the  
15 user has chosen whether they wish music similar to a particular album and/or not similar to a particular album, similar to a particular artist and/or not similar to a particular artist, the user may choose an artist and/or album from artist drop-down list **7402** or album drop-down list **7403**. Also, a degree of similarity may be chosen, e.g. "not too similar," "very similar," etc. The system would then  
20 adjust the algorithms utilized to find similarity between two or more items by applying more or less stringent similarity factors, as per a user's choice.

**[0195]** Additionally, a user is preferably given the option to choose a level of obscurity by selecting the level of obscurity on obscurity knob **7404**. The obscurity of a particular song/artist or album is a measure of the degree of  
25 affinity an item has with other items in a chosen category. Obscurity is preferably determined by the collective rating or listening patterns of that song/artist/album among other users on the network, and/or through system operator input. For example, if the user wishes to create a playlist with very obscure songs, the media engine **106** will query media server **118** to find songs  
30 that have not been rated by x number of users in the last y number of days.

Thus the resulting playlist will consist of songs that are obscure relative to other songs located on the network, meaning other users have not rated or listened to the song often.

**[0196]** After choosing the obscurity, the user is preferably also given the option to select whether they wish the playlist to be generated with a wide variety of artists and/or albums or whether the songs should mostly be from the same artist and/or album. Once the user has selected the criteria, similar to the playlists discussed previously, the user may have the option to either generate a playlist by clicking on the generate playlist button **7406** or save the criteria as a file by clicking on the "save criteria as" button **7407**. Media engine **106** preferably forwards criteria to media server **118**. Once the playlist is generated, the results of the playlist may be displayed in interface **7410**. Additionally, similar to the previously discussed playlists, a user may be able to either play the playlist by clicking on the play button **7416**, download the playlist by clicking on button **7418**, add the playlist to another playlist by clicking on button **7417** or get additional information about the playlist or any song in the playlist by clicking on information button **7419**. The user can save the playlist as a file by clicking on "save list as" button **7420**.

**[0197]** In another embodiment, as can be seen in Figure **75**, a playlist can be generated based on similarity to an artist and/or a particular song. Similar to the previously discussed embodiment, the user will choose criteria as to whether they wish music that is similar or not similar to a particular song by selecting criteria from drop-down list **7401**, the only difference being that in this embodiment, the user would choose a song from drop-down menu **7403** instead of an album. Similar other options like artist, genre or rating can also be utilized.

**[0198]** In one embodiment of the present invention as is shown in Figure **76**, once a playlist is created, the user has various different options as to what to do with the created playlist. For example a user can either play the playlist as

in previous embodiments by clicking on the play playlist button **7630**, or alternatively, the user may burn the playlist onto a CD that is located in device **114** by clicking on the "burn a CD" button **7631**. In one embodiment, when a user clicks on the burn a CD button **7631**, or save it to a portable media player  
5 or other storage media. He or she is prompted to insert a blank CD into device **114** so that the playlist can be burned onto the CD. If the playlist is too long and/or too large for the CD, the user is alerted to this fact and is offered the option of either changing the media type or selecting which songs from the playlist the user wishes to burn onto the CD. Alternatively, the user can choose  
10 to copy the playlist to a portable media storage device, such as by way of non-limiting example an MP3 player or the like, so as to make a playlist portable. In such embodiments, the playlist will not contain merely pointers but will comprise the actual media file and optionally associated metadata.

**[0199]** Additionally, a user may choose to publish their playlist to other users of  
15 the system by, for example, clicking on the publish playlist button **7633**. By electing to publish the playlist, a user will be prompted to enter a name for the playlist. The playlist will be saved on processor **103** and/or at media server **118** or other location on the network **300**. The user is preferably given the option of making the published playlist public, thus allowing other users to not only view  
20 the playlist but to listen to media listed in the playlist as well. The ability to publish a playlist has the added benefit of making the playlist completely portable by being available to all users, as it will be residing on the media server **118** or other user accessible location(s) on the network.

**[0200]** The publishing of a playlist according to one embodiment of the present  
25 invention will now be discussed with reference to Figure **77**. First the user creates the playlist. Step **7700**. This playlist can be created in any number of different ways (i.e., criteria playlists; affinity playlists) as was discussed above. Once the playlist is created, the user can elect to publish the playlist. Step **7710**. If the user chooses to publish the playlist, the media engine **106** will  
30 query media server **118** to determine whether media database **120** has

available to it all the songs in the playlist. Step **7720**. If there are songs in the playlist that are not in the media database **120**, the media engine **106** will copy those songs to media database **120**. Step **7730**. Once the media database **120** has all of the songs in the playlist, the name and content of the playlist is  
5 saved in the playlist database **120**. Step **7740**. Thus, if another user requests that playlist, for example through the search functions described elsewhere herein or through the "friends" functionality also described elsewhere herein, the playlist can be served to that user. Step **7750**. The published playlist can contain pointers that identify the network location(s) at which the media file  
10 resides or may be accessed (a pointer may comprise a URL or URI), metadata or actual media files, although preferably the playlist contains pointers to avoid the need to store multiple copies of the same media file on the network. Thus, a playlist can be made available to a user by publishing the playlist via the network.

15 **[0201]** According to another embodiment in the present invention, as is depicted in Figure **50**, a user is able to utilize the media engine **106** to identify and communicate with other users that are connected to the system via an instant messaging program. As was discussed above, each user preferably has a messaging program **108** on their processor **103** through which they can  
20 communicate with other users utilizing the messaging platform. The messaging program **108** may be presented as a stand-alone feature for just messaging and/or be integrated into the media engine **106** functionality when expanded media-related functions are desired. Core messaging functionality can be utilized by multiple applications on processor **103**, depending on user  
25 requirements. Within the messaging program, information is preferably stored about the user's messaging preferences. This information can include, for example, a list of "friends" or other users with which that user is acquainted in some way. This list is compiled by each individual user and can include co-workers, family or classmates, for example. From within the messenger client,  
30 this list of "friends" allows a user to easily interact with other users that he or

she wishes to interact with on a regular basis. According to one embodiment of the present invention, media engine **106** may utilize this information from the messaging program **108** to improve a user's media listening experience. For example, the media engine **106** can use the "friends" information from the

5 messaging program to share media information and experiences among users. As was noted above, media engine **106** preferably compiles and stores information about each user's particular available media files. In this embodiment the media engine utilizes the messaging program to allow each user to view and/or access media available to their friends.

10 **[0202]** One exemplary user interface in connection with this functionality is depicted in Figure **50**. As can be seen in Figure **50**, if a user accesses the messenger button **234** from pane **201**, a list of the user's "friends" **5005** are displayed in pane **5010**. As can be seen in Figure **51**, in one embodiment, the user may also see a drop-down list of its "friends" **5106** in pane **201** by clicking

15 on the arrow **5104** next to messenger button **234**. Through the user interfaces discussed in Figures **50-54**, the user will be able to display media files that one of his or her "friends" have in their "my music" collection. Media engine **106** can generate a user interface that displays information about the media of another user who is both running a media engine **106** as well as a messaging

20 program **108**. Similar to a user's "my music" collection, a user will also have the ability, preferably with proper rights management permissions, to explore and listen to any of its "friend's" music as well as playlists and/or other preferences of the particular "friend". For example, as is depicted in Figure **52**, if a user highlights a particular friend from list **5106** (e.g., JohnB), pane **5220**

25 will populate a list with all songs in JohnB's "my music" collection. Similar to the embodiments discussed above in relation to a user's "my music" collection interface, a list of all songs in JohnB's "my music" collection will be listed in the right, bottom-most pane **5220**. This list is sorted in columns representing information about each respective song, including, for example, song title **5222**,

30 duration **5224**, artist **5226**, album **5228**, track **5230**, and the last time this

particular song was played **5232**. It should be noted that these columns are only exemplary and columns including other information about a particular song, such as genre or the ability to rate a particular song with a rating tool as was discussed above in reference to Figure 2, can also be included in the listing in pane **5220**. Additionally, a full listing of all of the artists' songs in JohnB's "my music" collection will preferably be displayed in pane **5240**. In addition to information about media files located in a "friend's" "my music" collection, a user may also access additional information about the "friend" from within interface **5000**. Information from user to user is preferably passed through messaging program **108**, but may be passed in any data transfer methodology now known or to become known. For example, a user may access profile information about his or her "friend," that can indicate, for instance, hobbies and/or likes or dislikes of the "friend" as well as access the "friend's" internet radio station from pane **5210**. This profile information about each user each user is stored in User Information Database **360** as was discussed above with reference to Figure 3. User preference data is also storable and exchangeable. Media Engine **106** obtains this profile information and allows a user to access it from within pane **5210**. In one embodiment, a user can also select to add his or her "friend" as an "influencer" for their radio station. If a user chooses to add his or her "friend" as an "influencer", when the media server **118** streams music via an Internet Radio to the user it will stream songs with a bias toward songs preferred by the "influencer" or when providing recommendations to a user those recommendations will be based on songs rated highly by the "influencer". In other words the songs streamed or recommended by the media server **118** will be songs rated highly by the "friend" chosen as an influencer. The amount of influence can be altered by the user or system, or both, based on predetermined or calculated factors such as implicit or explicit user behavior or other preference-based techniques discussed herein.



[0203] As can be seen in Figure 53, the user may further narrow his or her view of the "friend's" "my music" listing by clicking on a particular artist (i.e., Emmylou Harris) from the artist listing in pane 5240. The user can then see a listing of albums in pane 5310 for that particular artist. Additionally, only songs by that particular artist that are in the "friend's" "my music" collection will be displayed in pane 5220. A user may further narrow the view in pane 5220 by selecting an album from the listing in pane 5310 as can be seen in Figure 54. By choosing a particular album from pane 5310, a user is given a listing of only songs from that album in the particular "friend's" (i.e., JohnB) "my music" collection. Additionally as can be seen in Figures 50-54, similar to the way a user can browse his or her own "my music" collection by either artist, album, genre, or song, as was discussed above in reference to Figures 2-3 the user can similarly browse a "friend's" "my music" collection by selecting which criteria to browse from the drop-down menu 5201. Media items can then be selected for playing, storing, adding to playlists and the like, in the same or similar manner as that described elsewhere herein. In short, a user's friend's "my music" collection becomes an extension of that user's "my music" collection.

[0204] Similar to the embodiments discussed in reference to Figures 18-32 above, in another embodiment to the present invention, a user may search through another user's media collection. As can be seen in Figure 55, user interface 5500 contains field 5501 wherein a search term may be entered and drop-down menu 5502 wherein a category to search for the search term may be selected. For example, in Figure 55, a display is shown where a user has selected to search for the term "John" throughout all artists in JohnB's "my music" collection. Once the user has selected the search term (e.g., John), a list of artists for those songs that match the criteria is shown in artist pane 5505. All the songs that match the criteria are shown in pane 5515 as well. Additionally, a list of albums matching the criteria is shown in pane 5510. A user can further narrow search results by clicking on an artist in pane 5505.

For example, if a user clicks on the artist John Coltrane from pane **5505**, as can be seen in Figure **56**, pane **5515** will display only those songs from the artist John Coltrane. Similarly, only albums matching the selected artist will be displayed in the album pane **5510**.

- 5 **[0205]** A user can further narrow search results, as can be seen in Figure **57**, by choosing a particular album from pane **5510**. If a particular album is chosen from pane **5510**, only songs from that album will be displayed in pane **5515**. In this embodiment, similar to the way a user is able to browse and play songs from his or her own "my music" collection, a user can browse and play songs
- 10 from his or her "friend's" "my music" collection. As can be seen in Figure **58**, if a user highlights and clicks on a particular song from pane **5515**, that song will be played in media player **240**. Additionally, a user may add a song from a "friend's" "my music" collection into his or her own "my music" collection. This can be done in one embodiment by dragging and dropping the particular song
- 15 from pane **5515** into the user's "my music" button **222**. Similarly, songs from a "friend's" "my music" collection may also be dragged and dropped into a particular user's playlist by dragging and dropping a particular song from pane **5515** into playlist list **232**. It should be noted, that this embodiment enables a user to perform any actions on his or her "friend's" "my music" collection that he
- 20 or she can perform on his or her own "my music" collection, preferably while taking into account proper digital rights or other authorization considerations.

- [0206]** In another embodiment, a user may search for songs within their "friend's" "my music" collection by a variable term that is in the name of a song in their "friend's" "my music" collection by selecting "song" from drop-down
- 25 menu **5502** and inserting the search variable in field **5501**. As can be seen in Figure **59**, if a user chooses to search song names from drop-down menu **5502** and populates, for example, field **5501** with the search term "fin", the media engine **106** will return a list of artists in pane **5505**, albums in pane **5510** and songs in pane **5515** that match that particular criteria. The user can then
- 30 choose a song directly from pane **5515** or choose an artist from pane **5505** or

an album from pane **5510** to further narrow the search to include only songs from that particular artist or album. As can be seen, for example, in Figure **60**, if a user chooses to view only the "Roger Miller" song in JohnB's "my music" collection, that has the term "fin" the user would select Roger Miller from pane **5505** that would display all of the Roger Miller albums in pane **5510** and all of the Roger Miller songs in pane **5515**. As can be seen further in Figure **61**, if user selects one of those albums in pane **5510**, pane **5515** will only display songs from that particular album. Once again, a user can play, store, transfer, etc. any particular song by selecting that song from pane **5515**.

10 **[0207]** In additional similar embodiments in which a user can search a "friend's" "my music" collection by album and/or genre will now be discussed with reference to Figures **62-70**. As can be seen in Figure **62**, the user can elect to search for a particular search term in an album name from their "friend's" "my music" collection by choosing an album from the drop-down menu **5502** and including a search term, such as, for example, "love" in field **5501**. This will once again result in the song in the particular "friend's" "my music" collection whose album's name has the term "love" within their name to be displayed in pane **5515**. As can be seen in Figure **63**, once again, a user can further narrow the search by choosing a particular artist from pane **5505**, in which case only those songs from that particular artist will be displayed in pane **5515**. The user can once again further narrow the search by choosing an album from pane **5510**, in which situation only songs matching that album and matching the search criteria will be displayed in pane **5515** as can be seen in Figure **64**.

25 **[0208]** In another embodiment, a user can search for a particular term in the genre of songs in a "friend's" "my music" collection as can be seen in Figure **65**. Similar to the above embodiments, to perform such a search, the user may select "genre" from drop-down menu **5502** and enter a particular search criteria in field **5501**. As can be seen in Figure **65**, if the user chooses genre from drop-down menu **5502** and the string "rock" from field **5501**, songs will be displayed in pane **5515** that have the string "rock" in their genre name, and a

30

- list of artists and albums for those songs will be displayed in pane **5505** and **5510**, respectively. The search can be further narrowed, as can be seen in Figure **66**, if the user chooses a particular artist from artist pane **5505**. As shown in Figure **66**, only songs matching the selected artist "New York Dolls" are shown in pane **5515** and only albums matching that artist are shown in pane **5510**. The search can be further narrowed if the user chooses an album from pane **5510**. As can be seen in Figure **67**, pane **5515** will then only display those songs which match the criteria and are from the album chosen by the user.
- 10 **[0209]** In another embodiment, a user can search through various identifying characteristics of his or her "friend's" "my music" collection (i.e., album name, song name, artist name, genre, preference rating) for a particular search term all at once. As can be seen in Figure **68**, if a user selects "all" from drop-down menu **5502**, and a particular search term in field **5501** (e.g., "morn"), the user interface will return all songs in the particular "friend's" "my music" collection that have that criteria in pane **5515**. Additionally, a list of all the artists that match those criteria will be displayed in pane **5505** and all the albums that match that criteria will be displayed in pane **5510**. Similar to previous embodiments, a user can further narrow the search by selecting a particular artist from pane **5505** (e.g., "my morning jacket") as can be see in Figure **69**. Once a user selects a particular artist, only albums from that particular artist that match the criteria will be displayed in pane **5510** and only songs that match that particular artist and the criteria will be displayed in pane **5515**. The search can be further narrowed as can be seen in Figure **70** if the user selects a particular album from pane **5510**. As can be seen in Figure **70**, once a user selects a particular album from pane **5510**, only songs from that particular album are displayed in pane **5515**. Similar to the embodiment discussed above with reference to Figures **18-32**, in one embodiment search field **5501** can populate automatically based on prior searches performed by the user, for example filling in the word "mirror" once the user types "MI".
- 30

[0210] In another embodiment of the present invention with reference to Figure 71, various processors 103 that are connected to the messaging platform 116 can be interconnected without making use of the messaging platform 116 by being connected to the network 300. Use of a similar type network is disclosed in U.S. Patent Application No. 10/715,694 entitled "Method and Apparatus for Assisting With Playback of Remotely Stored Media Files" that was filed on November 18, 2003, has been assigned to the assignee of the present application and is hereby incorporated by reference. In one embodiment of the present invention for example, user A uses both processor 7110 and processor 7140, with processor 7110 located at user A's home, and processor 7140 located at user A's work location. User B uses processor 7120 while user C uses processor 7130 and user D uses processor 7150 and processor 7160, processor 7150 being located for example at user D's home, and processor 7160, for instance located at user D's work location. All of these processors can be interconnected without having to stay connected via the messaging platform 116. Specifically, if all of the processors are connected to the messaging platform 116, the messaging platform 116 is capable of sensing and relaying information between each of the processors. For example, if in addition to being connected to the messaging platform, both of user A's processors, namely processor 7110 and processor 7140 are connected to each other via network 300, and both of user D's processors namely processor 7150 and processor 7160 are connected to each other via network 300, and processor 7120 is connected to processor 7140 while processor 7150 is also connected to processor 7130, all of the processors displayed in Figure 71 can be considered as interconnected. This is because since processor 7110 maintains a connection with both processor 7140 and processor 7130 it can also use processor 7130 as a conduit to connect to processor 7120, 7150 or 7160. This conduit is preferably managed through messaging program 108, but a separate peer networking software application running on processor 102 may also be utilized, alone or in concert with or as part of messaging program 108. Namely, if user A at processor 7110 wishes to exchange a media file or

other information with processor **7150**, it can do so by sending the file via its connection with processor **7130** which will forward it on through its connection with processor **7160** that will be able to transfer it to link or point to the processor **7150** via their direct connection. Alternatively, processor **7110** will  
5 receive a location of where the particular media file or other information is located. Processor **7110** can then go and have it streamed from processor **7150**, for example. It should be noted once again that in certain embodiments, a verification would first be performed to ascertain that the user has the proper digital rights to have the particular song streamed to them. In other words, as  
10 was discussed in other embodiments, the system is preferably capable of managing digital rights so as to avoid the unlawful distribution of media files between users.

**[0211]** In this exemplary embodiment, a network is created in which a group of users utilizes their various interconnections to create a network that can be  
15 used to exchange files and/or stream information or media files between various processors. As can be seen with reference to Figure **72**, a processor **103** connects to the messaging platform **116** to obtain a listing of other processors **103** that the messaging platform **116** is aware of and that can act as a member of the processor **103**'s extended network. Step **7201**. In other  
20 words, the messaging platform **116** will provide information to the requesting processor **103** of all other processors that maintain a connection with messaging platform **116** which may be available to the requesting processor **103** by either a direct connection or through another processor's connections. This list of processors that is given by the messaging platform **116** is referred to  
25 as a listing of all different "peers" that can be available to the requesting processor through their "peer network." Step **7202**. Once processor **103** gains the list of "peers" from messaging platform **116** the processor **103** no longer needs to be connected to messaging platform **116**. Processor **103** then tries to initiate a connection with each of the other processor **103**'s or peers passed to  
30 it by messaging platform **116**. Step **7203**. This can be done by sending

messengers to each of the processors peers requesting information about the processors availability. If the other processors are available they will return a message indicating their availability. Step **7204**. Once processor **103** receives all the information back regarding the availability of the other processor or  
5 peers in the processor's network, it compiles information about the "peers" including the time that it took for the message to be returned. Step **7205**. Thus, in addition to having a listing of available processors within their peer network, the processor will also have a listing of which connection responded faster and thus maintains a faster connection between peers and which  
10 connections are the slower ones. Next, if processor **103** wishes to search for a particular media file (e.g., a song), the processor would send out a search request to all of the processors listed in the peer network. Step **7206**. Each of the processors within the network checks if they have the requested file and sends an appropriate message back to the requesting processor indicating that  
15 they have or do not have that file. Step **7207**. Once the requesting processor receives any or all responses from peers within the peer network, the media file can then either be streamed or copied to the requesting processor. Step **7208**.

[0212] It should be noted when searching for a file within the network, the processors searched can include two processors that are directly connected  
20 such as processor **7110** and **7130** in Figure **71** or include processors that are not directly connected to each other but rather connected through another processor. For example referring once again to Figure **71**, a peer network created from processor **7130** can include processors **7160** and **7110** both of which are directly connected to processor **7130**. However, in searching for a  
25 file or other information, processor **7130** may also in addition to searching those processors that are within its peer network (namely, processor **7110** and **7160**) processor **7130** would also be able to search within its peers' network, namely **7110's** network and **7160's** network. Therefore, processor **7130** would be able to also search processors **7120**, **7140**, and **7150**. This is because

although those processors are not directly within processor **7130**'s network, they do fall in one of **7130**'s peers' network.

**[0213]** When querying message platform **116**, for a listing of those other processors that can act as peers to processor **103**, the messaging platform in one embodiment can also supply information about the processors state or status such as whether they are actually connected to the network at that point in time or whether they are actively receiving messages. In another embodiment, the messaging platform only supplies information that there exists certain processors that the requesting processor can connect to but not supply any information about the current state of that processor. In such an embodiment, it would be up to the processor to connect individually to each processor and/or peer and to obtain the current state. Thus, through the use of messaging and/or peer connectivity, the media engine **106** is able to incorporate a larger universe of media for a specific user, expanding a user's media file access options beyond that user's specific collection to that user's friends' collections as well.

**[0214]** In another embodiment, through the user interface, the user can utilize a similarity explorer function to generate a list of similar users/members, albums, artists, songs, or genres. This functionality may be performed in whole or in part by the affinity engine **350**, which generates the desired list based on the user's ratings, preferences, play data, and/or explicit and/or implicit user behavior. In further embodiments, the affinity engine preferably applies a filter function or a threshold when generating the list. The threshold preferably relates to a number or amount or size of items or actions associated within each potential candidate for the similarity list. In order for the potential candidate to qualify as a suitable match for the similarity list, the candidate must preferably meet the particular threshold.

**[0215]** In one exemplary embodiment of using the similarity explorer function, the user can access a list of similar users or members in the network. The



affinity engine preferably generates the similar members list based on the user's ratings, preferences, and/or play data. Furthermore, the affinity engine can apply a threshold when generating the similar members/users list. In one example, the threshold can be set to a predetermined number of items (genre/albums/artist/songs) a particular user has rated. For example, a user must have rated at least 20 items, and the selected as similar must have rated at least 100 items. Thus, members/users who do not meet this threshold number will not be included in the similar members/users list. As can be seen with reference to Figure 78, the user interface allows the member to access and view a similar members list. First, the user clicks the link associated with the similar member's function **7810** located in particular pane **7815** of the user interface. Then, as depicted in Figure 79, the user is presented with a pane **7910** listing the similar members **7915** generated by the affinity engine **350**. The generation may occur at the time the list is requested by a user, or may be generated as a background function or batch function performed periodically by affinity engine **350**. From this pane, the user can access information about each listed member **7915**. For example, the user can access which artists a particular listed member rates highly **7925**. In another example, a user can access which members **7920** a listed member **7915** is considered similar with. This allows the user to explore and expand to different degrees and branches of similar members. In a further example, the user can browse each listed member's **7915** avatar or other related information such as user name, which artists the particular member **7915** likes, etc.

**[0216]** In another exemplary embodiment of using the similarity explorer function, the user can access a list of similar artists. Thus, in like manner to the user similarity explorer, the affinity engine **350** generates a similar artist list based on aggregated implicit or explicit user information, or information provided by an operator of the system, but is preferably based at least in part upon the user's ratings, preferences, and/or play data. Furthermore, the affinity engine **350** can optionally apply a threshold parameter when generating the

similar artists list. Thus, artists who do not meet this threshold will not be included in the similar artists list. Examples of threshold parameters are how many times a particular artist appears in a user's library or how many times an artist appears along with a particular artist(s) in a user's library. As can be  
5 seen with reference to Figure 80, the user interface allows the member to access and view a similar artists list. First, the user clicks the link associated with the similar artist function 8010 located in the user interface. A truncated or abbreviated list of similar artists is displayed 8015 for the user. The user can then click the "more" 8020 link to access more similar artists and relevant  
10 detailed information. Then, as depicted in Figure 81, the user is presented with a pane 8110 listing the similar artists 8115 generated by the affinity engine. From this pane, the user can access information about each listed artist 8115. For example, a user can access which artist 8120 a listed artist 8115 is considered similar to. Thus, if the user clicks the "similar artists" 8120 link, the  
15 user is presented with a pane 8210 of similar artists 8215 to one of the previously listed artists 8115 as depicted in Figure 82. This allows the user to explore and expand to different degrees and branches of similar artists through a series of single clicks via a simple and intuitive user interface. The user can perform as many interactions of selecting similar artists as the user desires. At  
20 any time, the user is preferably further capable of filtering or narrowing the display of similar artists using a variety of parameters, for example, artists that are more mainstream or popular versus artists that are more obscure or less popular, in a manner described elsewhere herein, for example, via an interface element 8226. As depicted in Figures 82 and 83, the user can elect to display  
25 all the similarity results 8220 or only the similarity results that are available to the user 8225 through system 100/300, based on subscription level, authorization criteria, DRM adherence, or other limiting factor.

[0217] The explorer functionality described above may be applied to other criteria as well, beyond user and artist, to yield similar songs, albums, genres,  
30 or other criteria, utilizing a similar user interface and the affinity engine 350.

**[0218]** Those skilled in the art will recognize that the method and system of the present invention within the application may be implemented in many manners and as such is not to be limited by the foregoing exemplary embodiments and examples. In other words, functional elements being performed by a single or  
5 multiple components, in various combinations of hardware and software, and individual functions can be distributed among software applications at either the client or server level. In this regard, any number of the features of the different embodiments described herein may be combined into one single embodiment and alternate embodiments having fewer than or more than all of the features  
10 herein described are possible. Functionality may also be, in whole or in part, distributed among multiple components, in manners now known or to become known. Thus, myriad software/hardware/firmware combinations are possible in achieving the functions, features, interfaces and preferences described herein. Moreover, the scope of the present invention covers conventionally known and  
15 features of those variations and modifications through the system component described herein as would be understood by those skilled in the art.

**CLAIMS**

We Claim:

1. A method of storing a playlist of media files accessible from various locations on a network comprising:
  - 5 receiving, upon a user selection action to identify a created playlist, a list of media file identifiers wherein each identifier is associated with a media file said user has selected to include in said playlist;  
  
identifying a media file source associated with each identifier; and  
  
storing said list of media file identifiers in a storage on said network so  
10 that multiple users of said network, including said user, can access said playlist from various locations.
  2. The method of claim 1 further comprising sending, upon a request from one of said multiple users to access said list of media file identifiers, said list to said requesting user.
  - 15 3. The method of claim 1 further comprising sending, upon a request from said user to send said list of media file identifiers to one of said multiple users in said network, said list to said one of said multiple users.
  4. The method of claim 1 wherein said user selection action to identify said created playlist comprises said user naming said playlist.

5. The method of claim 4 wherein said user selection action to identify said created playlist further comprises saving said named playlist.
6. The method of claim 1 wherein one of said locations comprises said user's local media library.
- 5 7. The method of claim 1 wherein one of said locations comprises a local media library associated with one of said multiple users of said network.
8. The method of claim 1 wherein one of said locations comprises a database located on said network.
9. The method of claim 1 wherein one of said locations comprises a  
10 database located on the internet.
10. The method of claim 1 wherein each of said media file identifiers comprises a pointer associated with each of said media files.
11. The method of claim 1 wherein each of said media file identifiers comprises a universal resource locator associated with each of said media  
15 files.
12. A system for storing a playlist of media files accessible from various locations on a network comprising one or more servers configured to:
- receive, upon a user selection action to identify a created playlist, a list of media file identifiers wherein each identifier is associated with a media file  
20 said user has selected to include in said playlist;

identify a media file source associated with each identifier; and

store said list of media file identifiers in a storage on said network so that multiple users of said network, including said user, can access said playlist from various locations.

5    13.    The system of claim 12 further comprising said one or more servers configured to send, upon a request from one of said multiple users to access said list of media file identifiers, said list to said requesting user.

14.    The system of claim 12 further comprising said one or more servers configured to send, upon a request from said user to send said list of media file  
10 identifiers to one of said multiple users of said network, said list to one of said multiple users.

15.    The system of claim 12 wherein said user selection action to identify said created playlist comprises said user naming said playlist.

16.    The system of claim 15 wherein said user selection action to identify  
15 said created playlist further comprises saving said named playlist.

17.    The system of claim 12 wherein one of said locations comprises said user's local media library.

18.    The system of claim 12 wherein one of said locations comprises a local media library associated with one of said multiple users of said network.

19. The system of claim 12 wherein one of said locations comprises a database located on said network.
20. The system of claim 12 wherein one of said locations comprises a database located on the internet.
- 5 21. The system of claim 12 wherein each of said media file identifiers comprises a pointer associated with each of said media files.
22. The system of claim 12 wherein each of said media file identifiers comprises a universal resource locator associated with each of said media files.
- 10 23. A method for arranging media files of a playlist comprising:
- identifying at least one media file of said media files of a playlist;
- accessing data associated with said identified media file, said data being collected from a user;
- generating a first score based on a first portion of said data;
- 15       generating a second score based on a second portion of said data; and
- determining, based in part on said first score and said second score, a position of said identified media file within said playlist.
24. The method of claim 23 wherein said data comprises a rating associated with said identified media file.

25. The method of claim 23 wherein said data comprises a date when said identified media file was last played.
26. The method of claim 23 wherein said data comprises a frequency said identified media file has been played.
- 5 27. The method of claim 23 wherein said data comprises whether said identified media file has been transferred to a portable media player.
28. The method of claim 23 wherein said data comprises whether said identified media file has been transferred to a local media library associated with said user.
- 10 29. The method of claim 23 wherein said data comprises whether said identified media file has been recommended by said user to another user.
30. The method of claim 23 wherein said data is stored on a server.
31. The method of claim 23 wherein said data is stored at a local processor associated with said user.
- 15 32. The method of claim 23 wherein said first portion of said data comprises a date when said identified media file was last played.
33. The method of claim 32 wherein said date is processed into a score to be used to determine said first score.



34. The method of claim 23 wherein said second portion of said data comprises a rating associated with said identified media file.
35. The method of claim 34 wherein said rating is processed into a score to be used to determine said second score.
- 5 36. The method of claim 34 wherein said rating comprises a rating associated with an artist associated with said identified media file.
37. The method of claim 34 wherein said rating comprises a rating associated with an album associated with said identified media file.
38. The method of claim 34 wherein said rating comprises a rating  
10 associated with a genre associated with said identified media file.
39. The method of claim 34 wherein said rating comprises a default rating.
40. The method of claim 23 wherein said first score comprises a rating score associated with said identified media file and a last played score associated with said identified media file.
- 15 41. The method of claim 23 wherein the step of determining said position comprises aggregating said first score and said second score and weighting said first score and said second score against scores of said media files in said playlist.

42. The method of claim 23 wherein said step of determining said position is based on the formula  $[N * (R/N)^p]^{0.94}$ , wherein N is the number of said media files in said playlist, R is a random integer, and p is a constant value.
43. The method of claim 23 further comprising generating a separation  
5 number so that an attribute associated with said media files in said playlist is not repetitive.
44. The method of claim 43 wherein said attribute comprises an artist associated with said media files.
45. The method of claim 43 wherein said attribute comprises an album  
10 associated with said media files.
46. The method of claim 43 wherein said attribute comprises a genre associated with said media files.
47. The method of claim 43 wherein said separation number is based on the formula  $T/N_a$ , wherein T is the total number of said media files within said  
15 playlist, wherein  $N_a$  is the number of media files with said attribute.

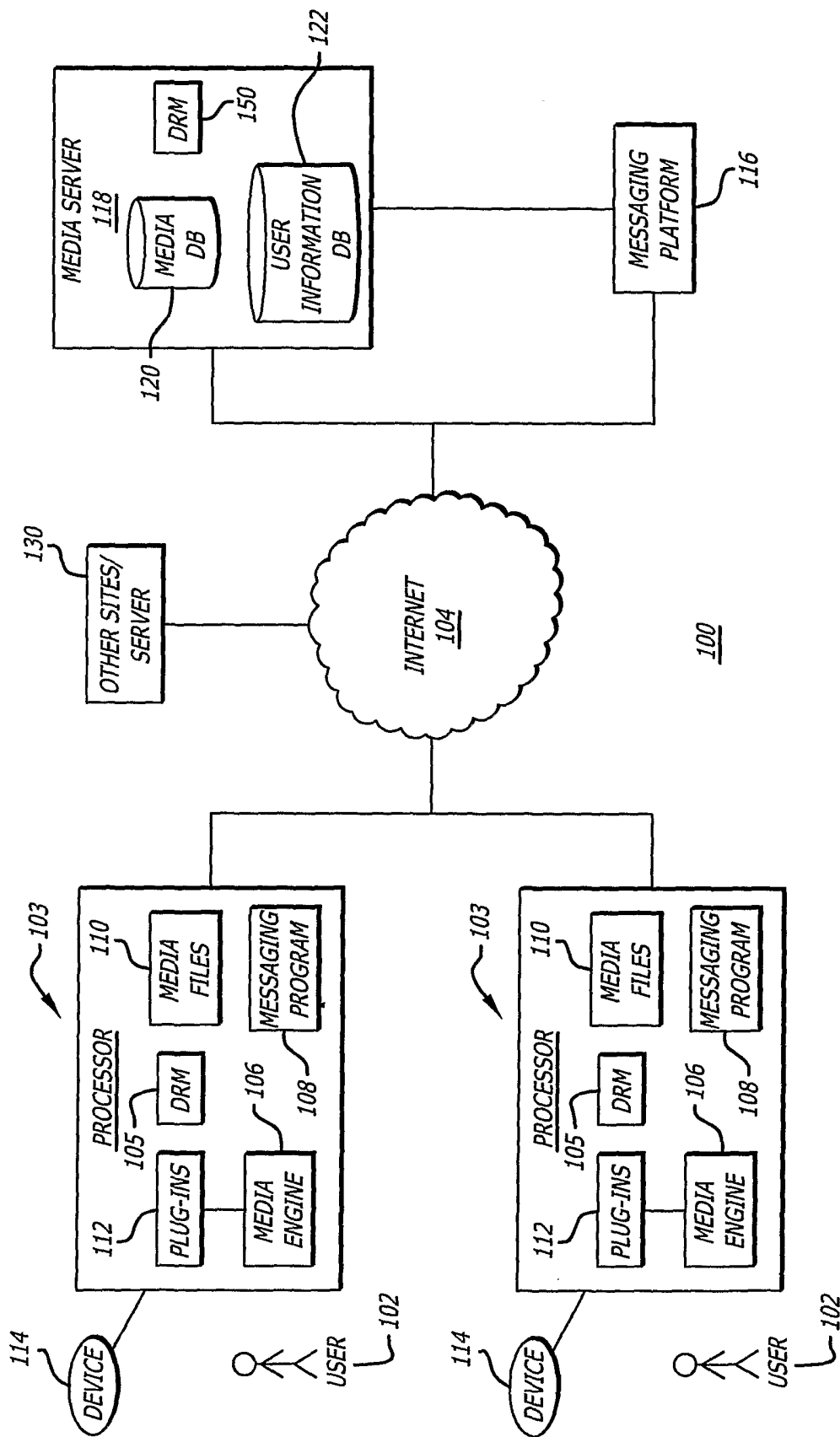


FIG. 1

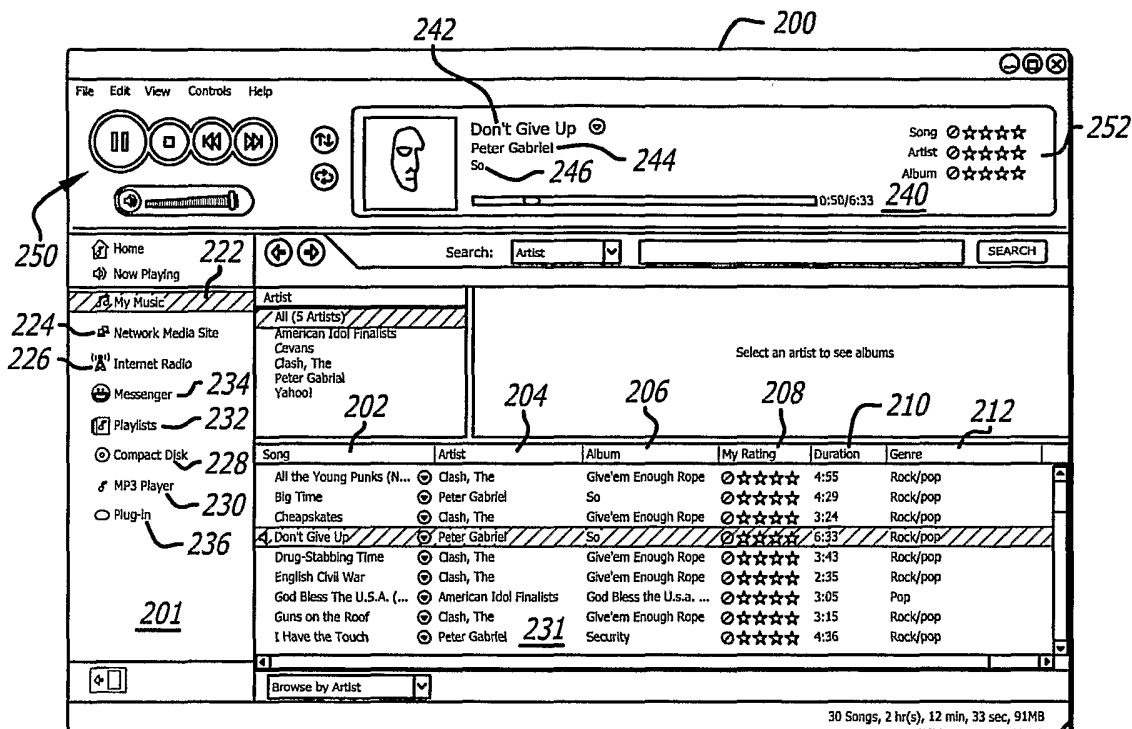


FIG. 2

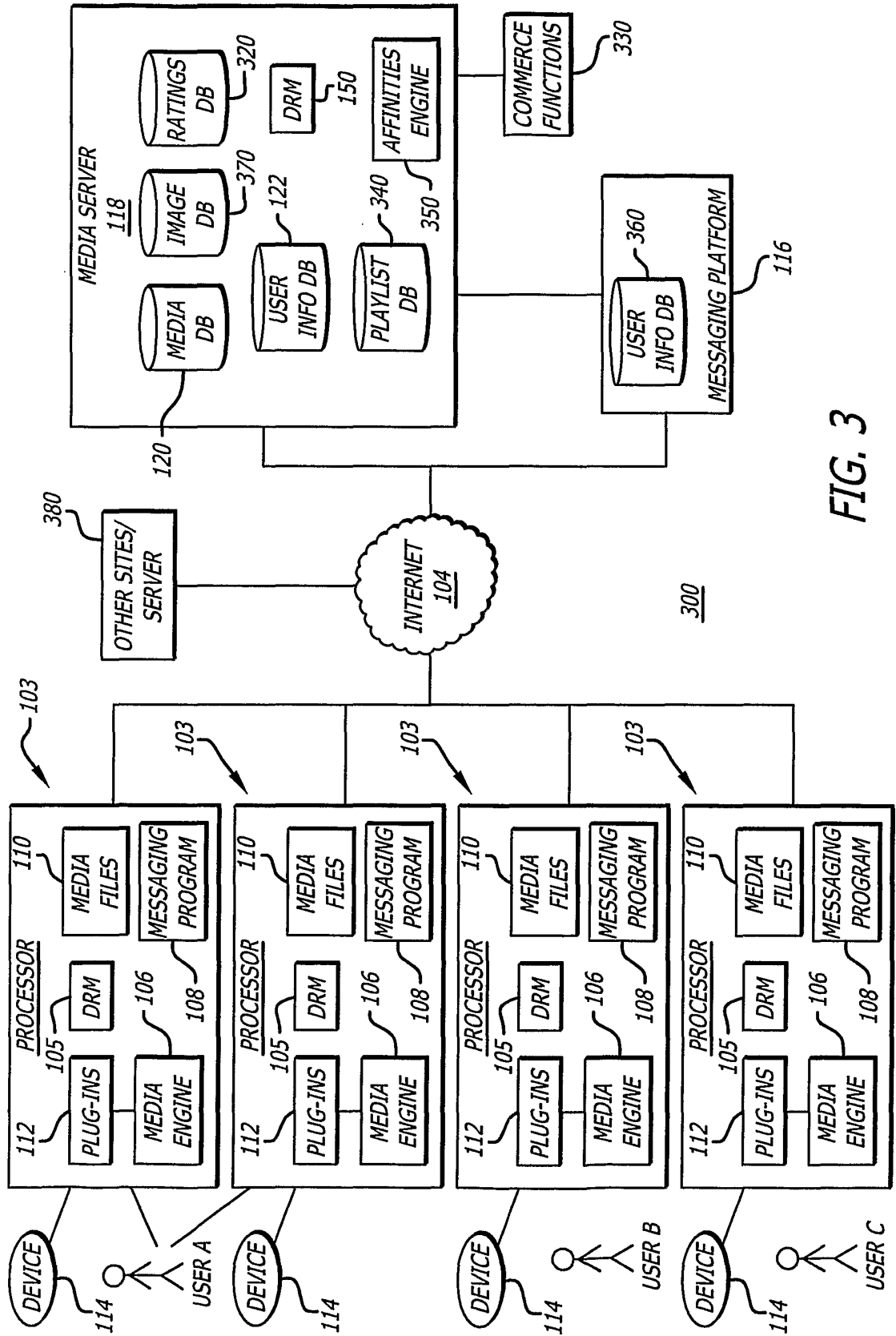
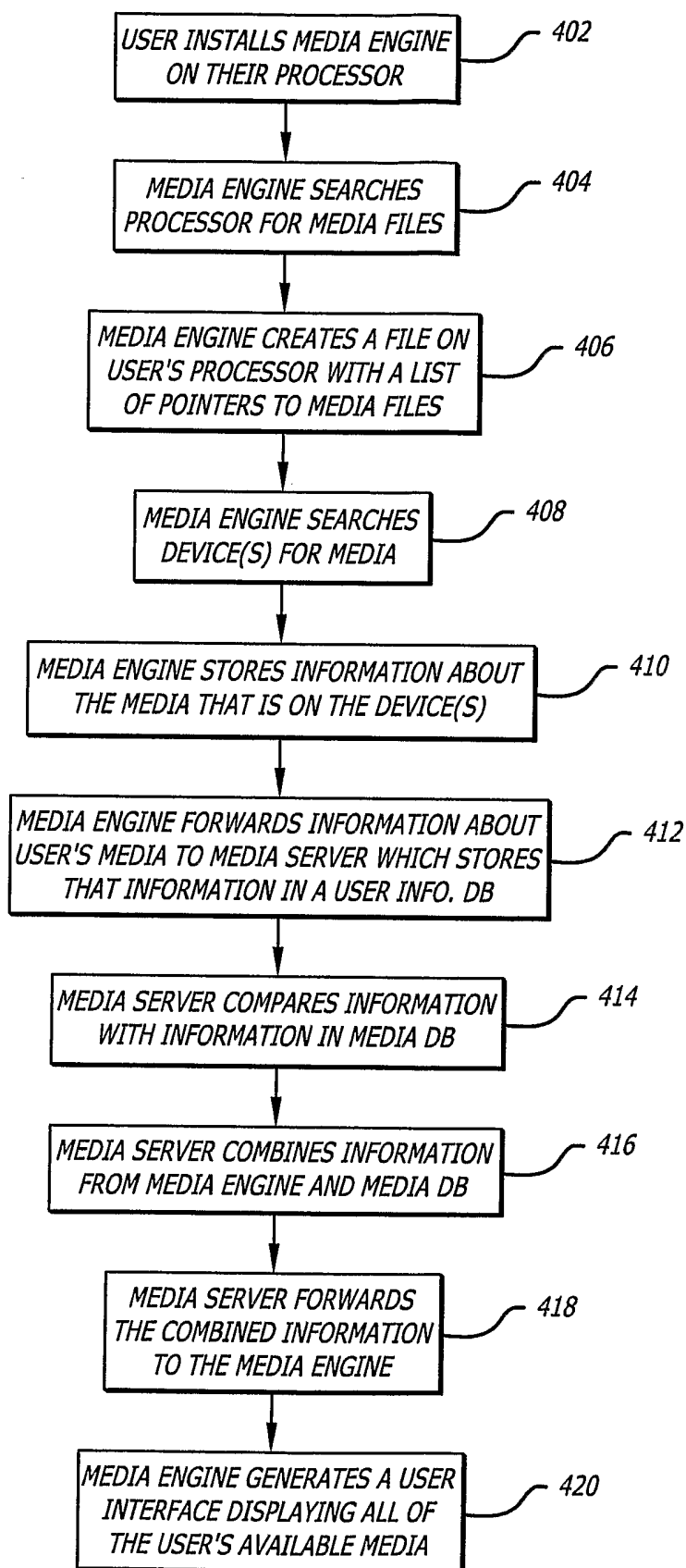


FIG. 3



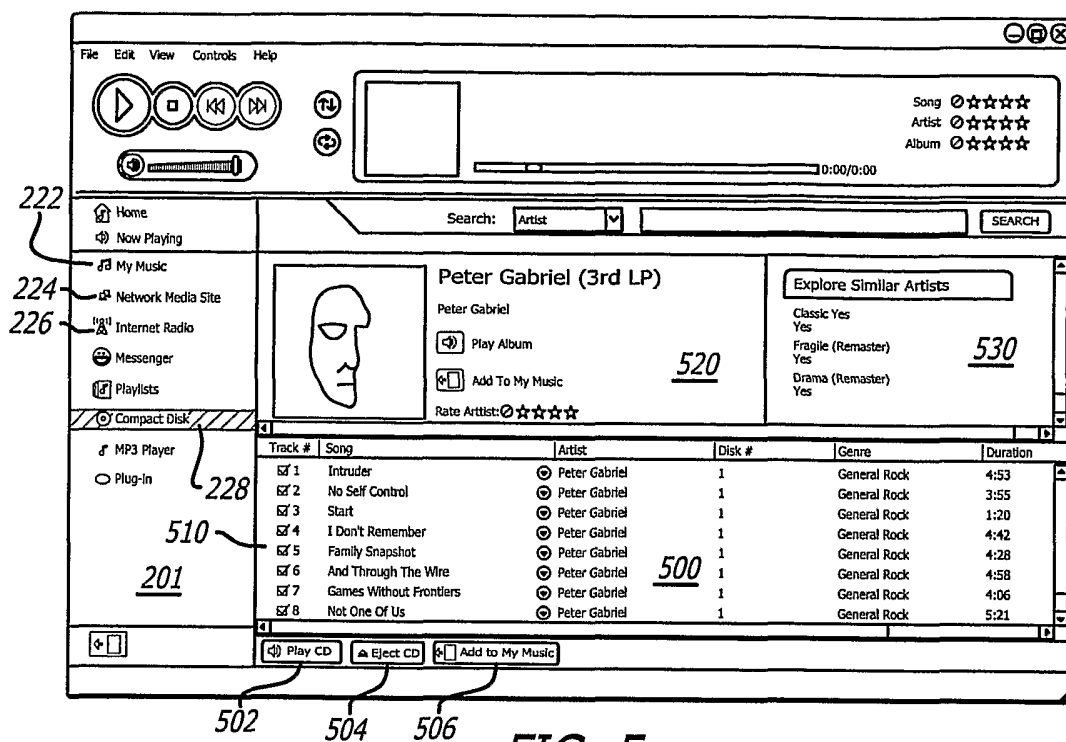


FIG. 5

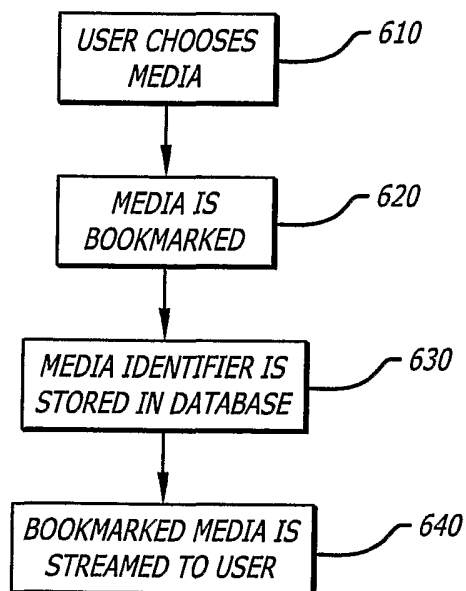


FIG. 6

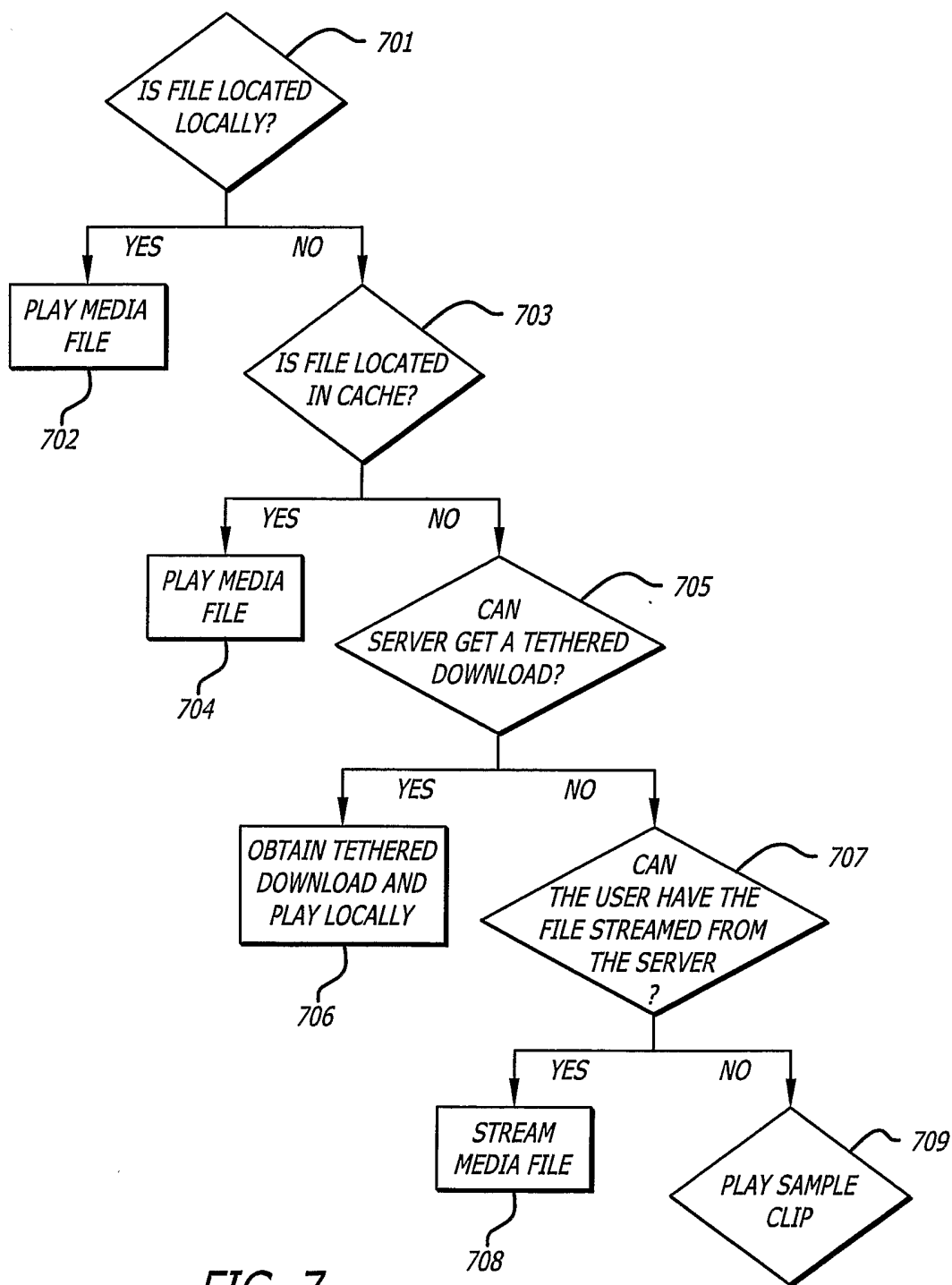
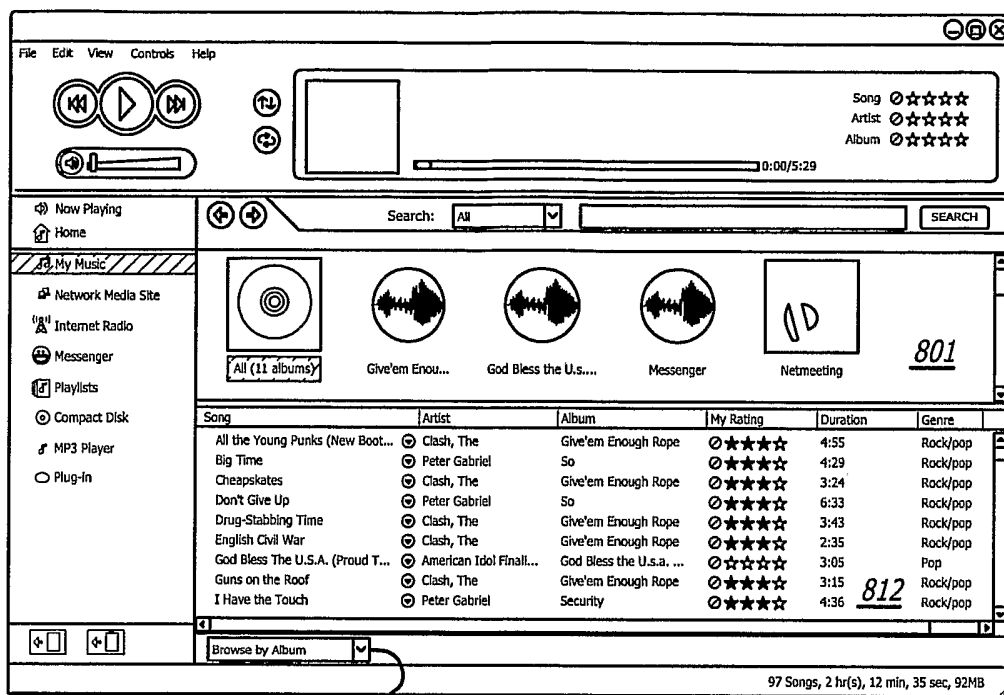


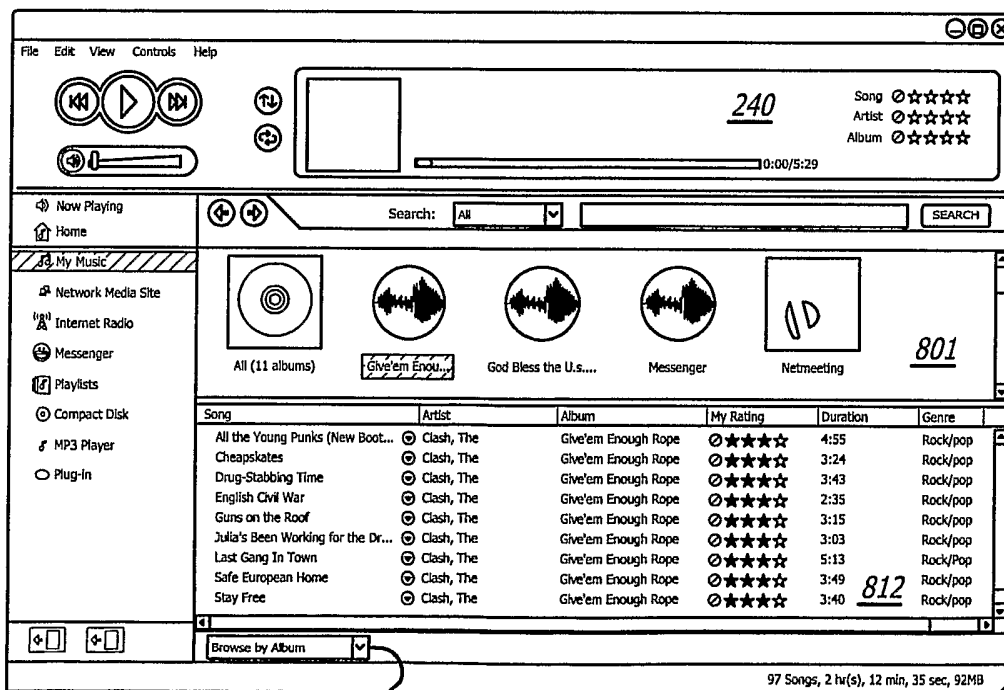
FIG. 7





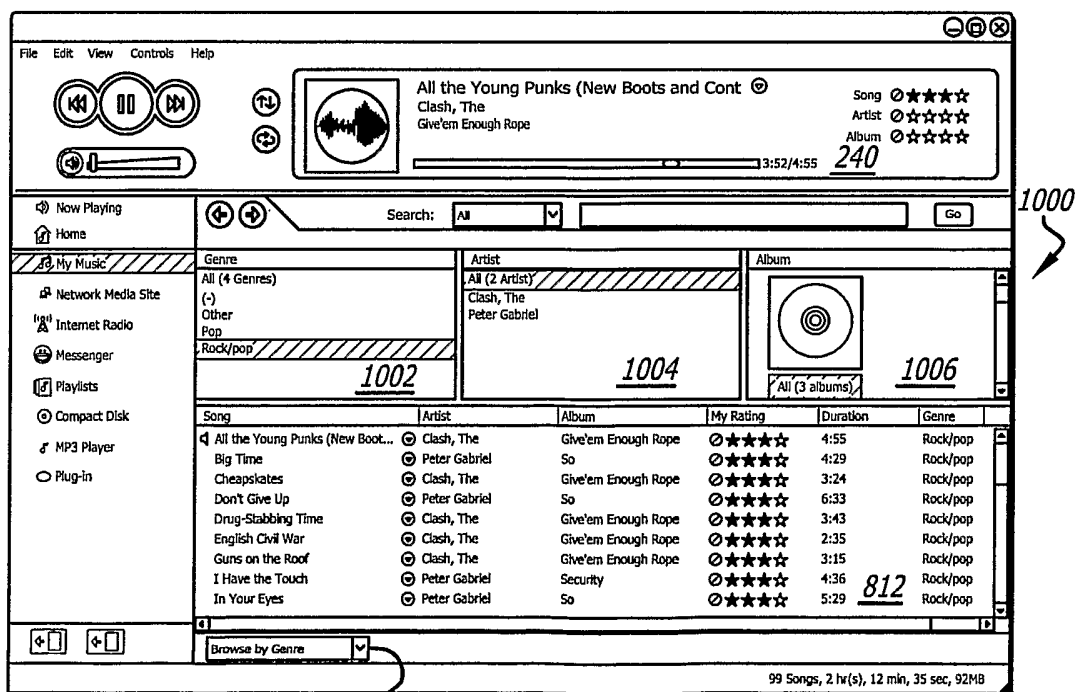
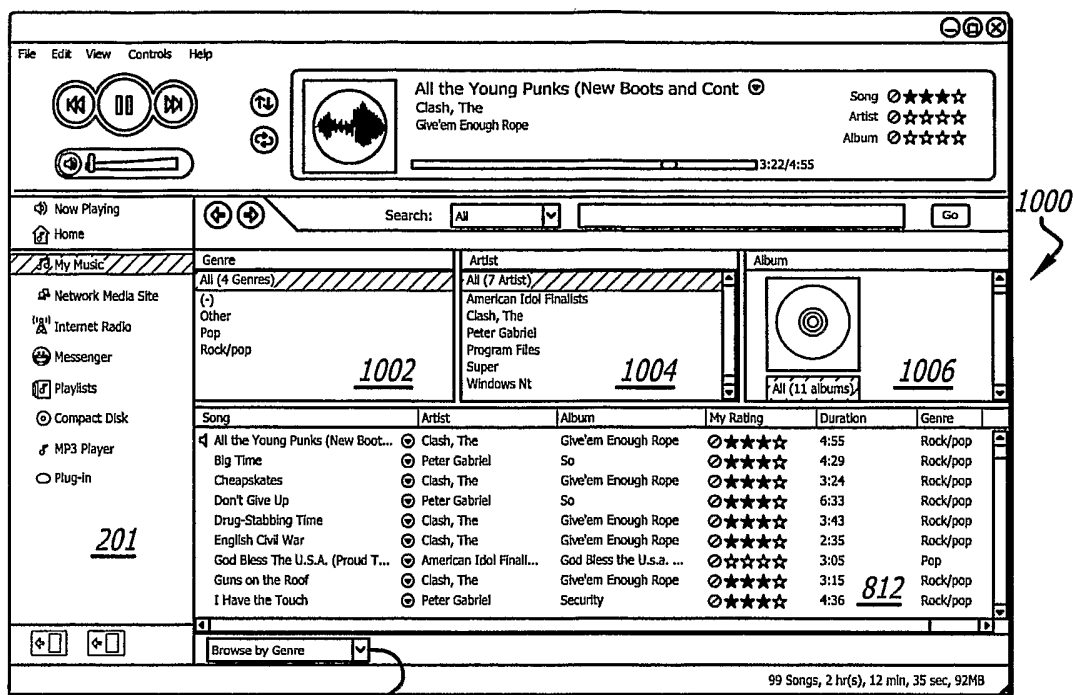
802

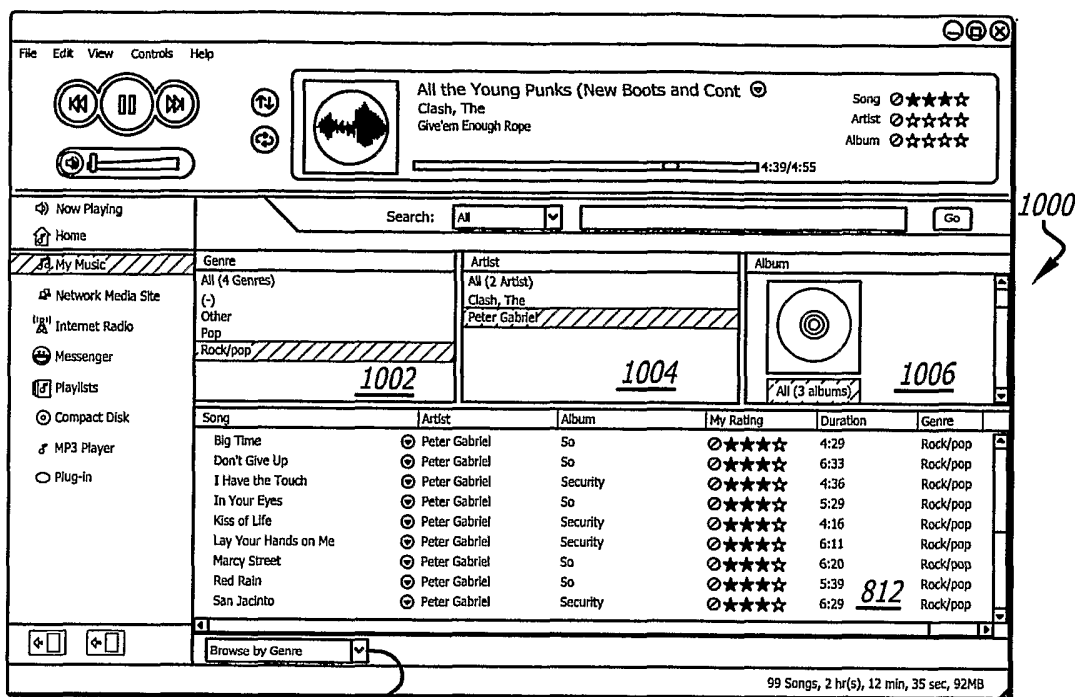
FIG. 8



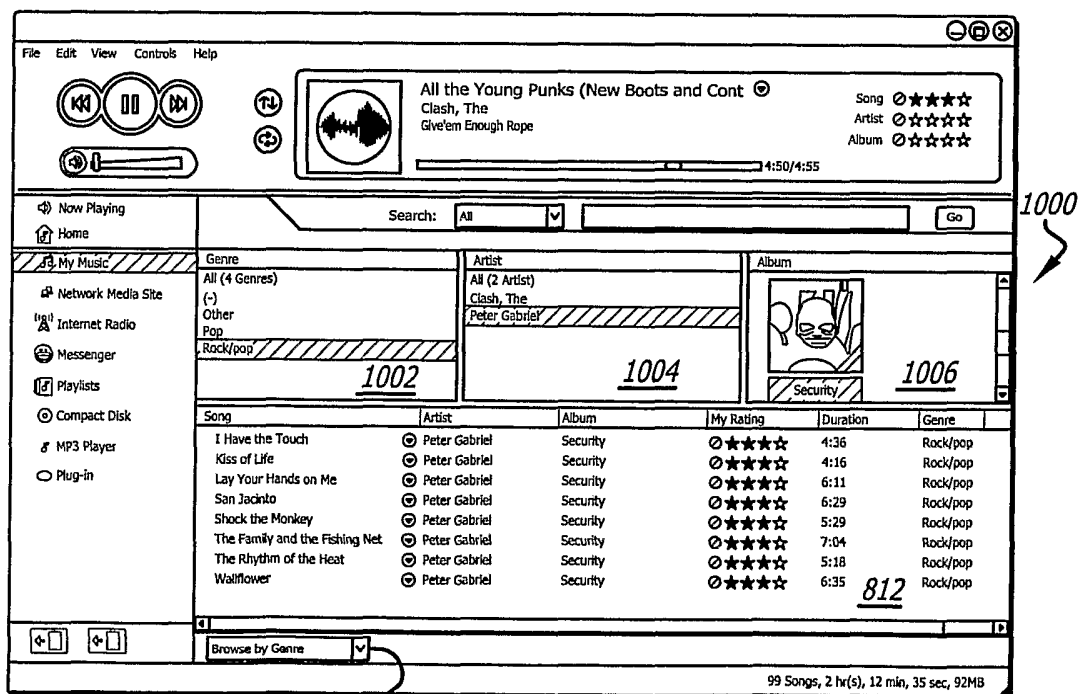
802

FIG. 9

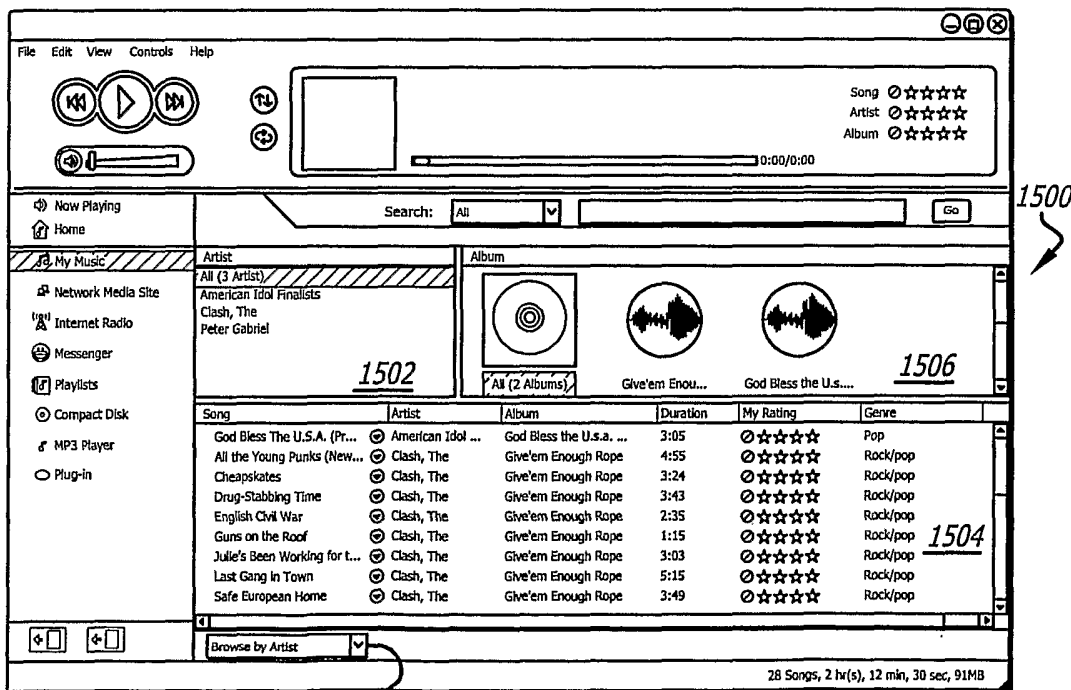
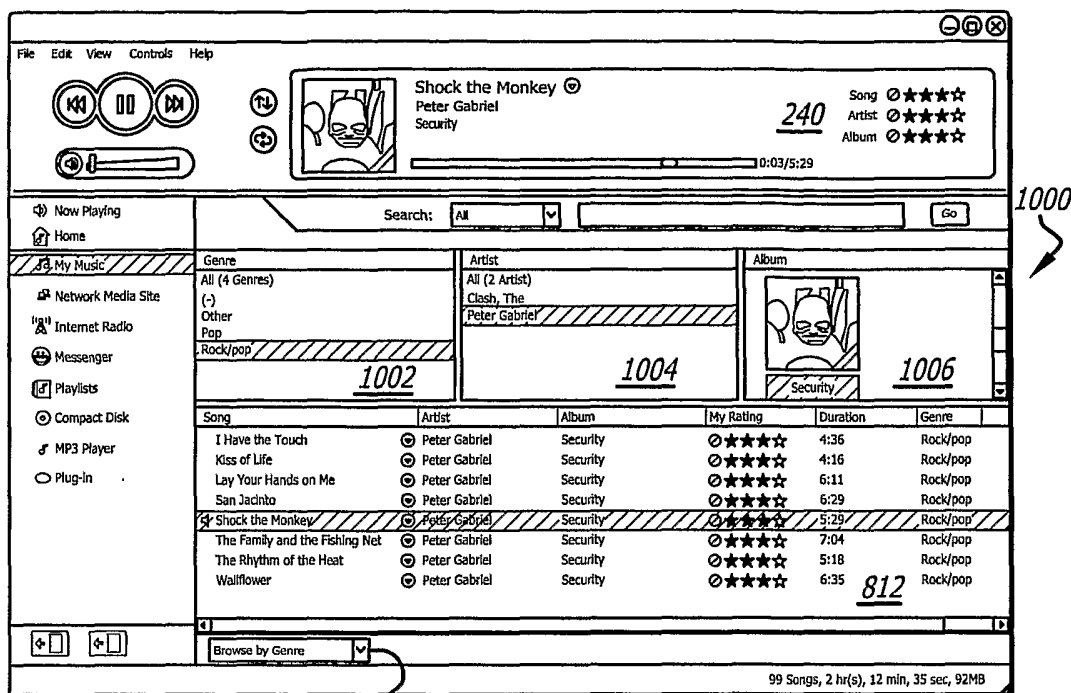


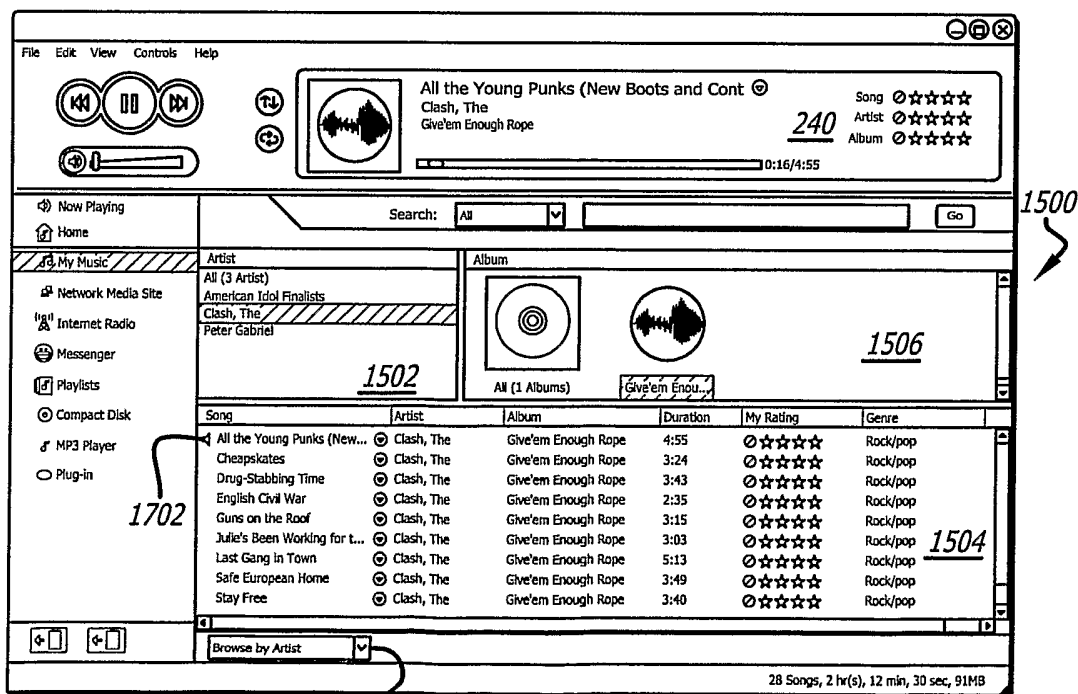
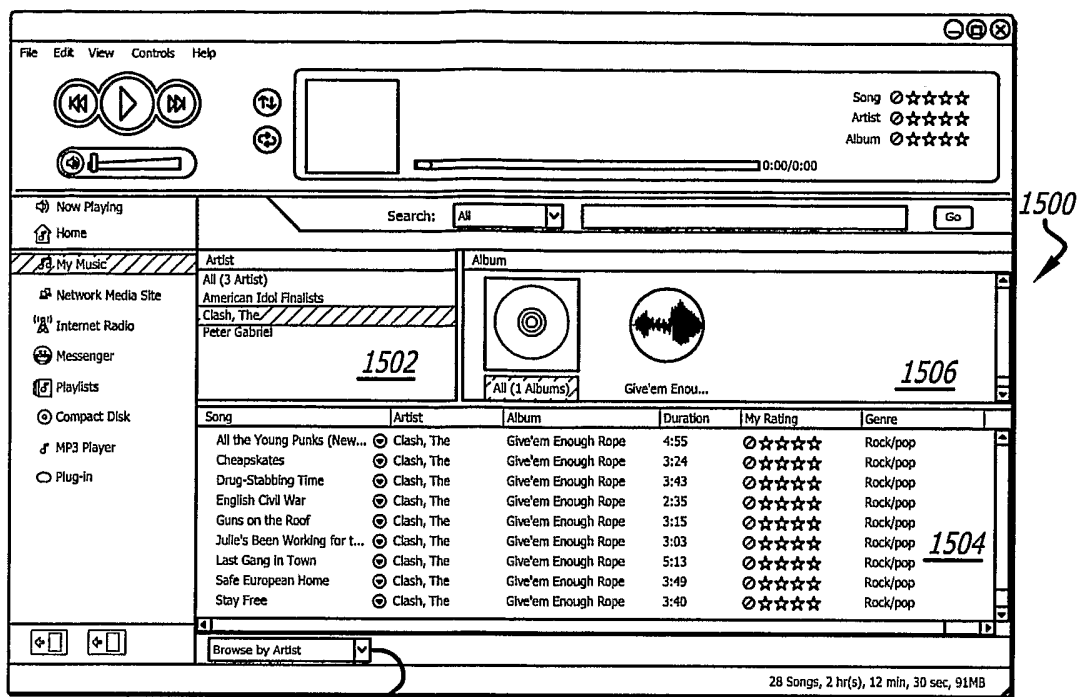


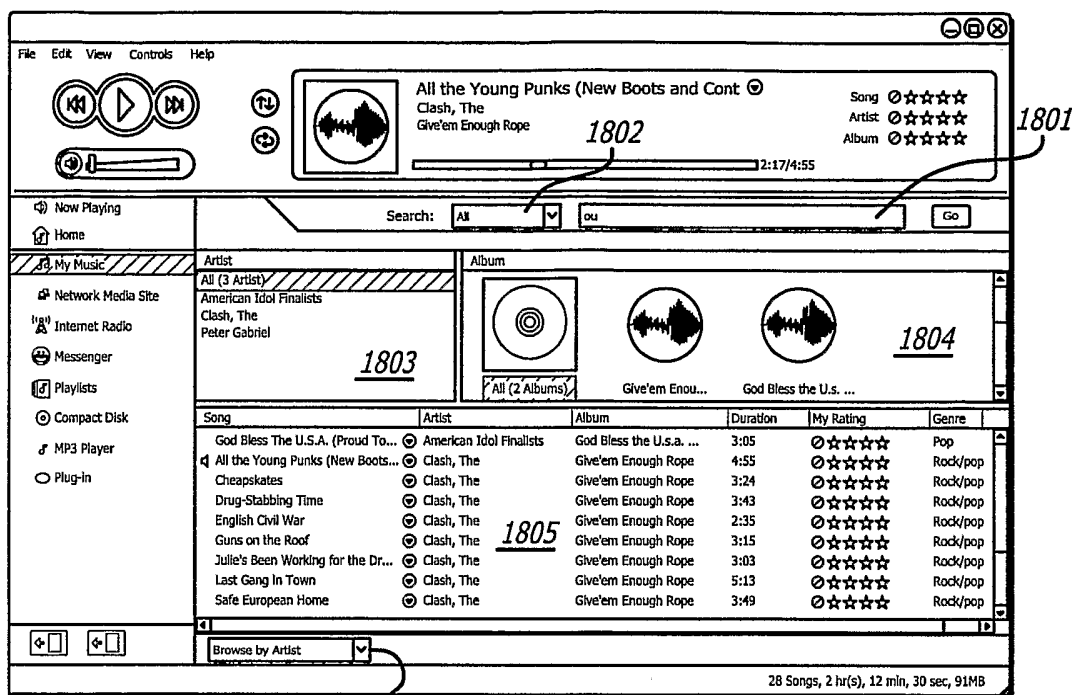
802 FIG. 12



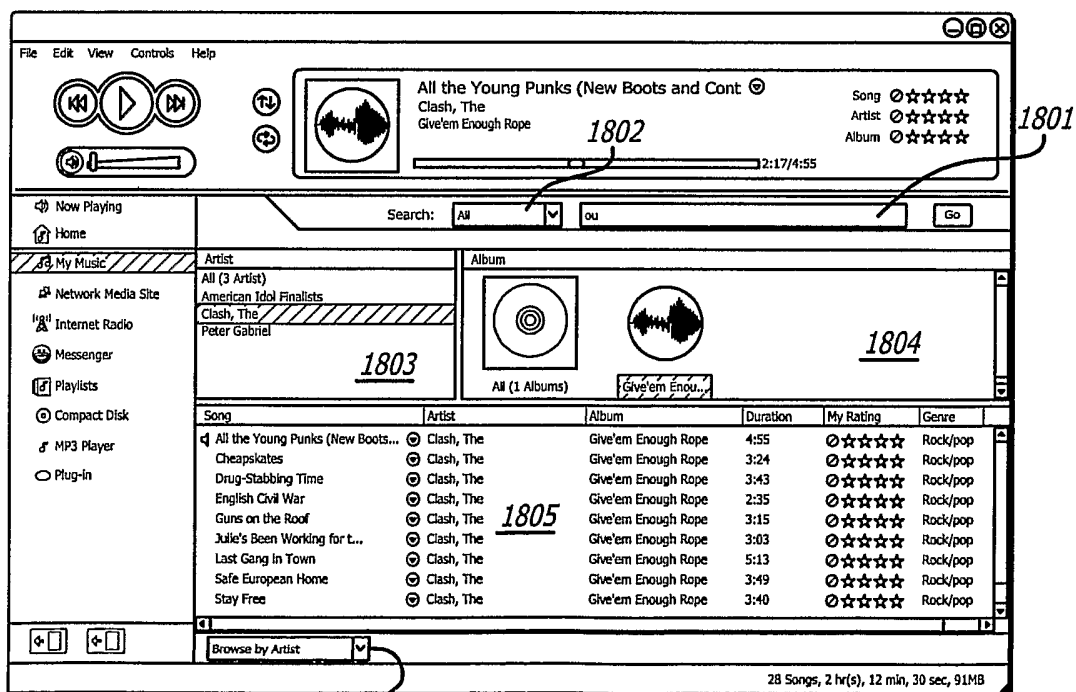
802 FIG. 13



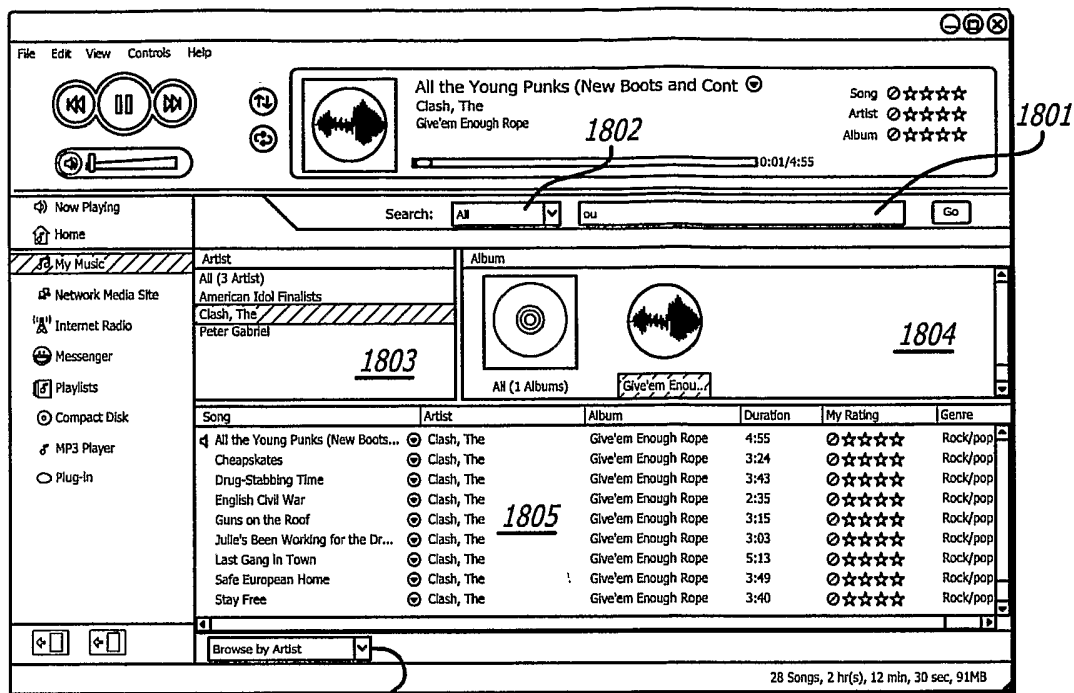




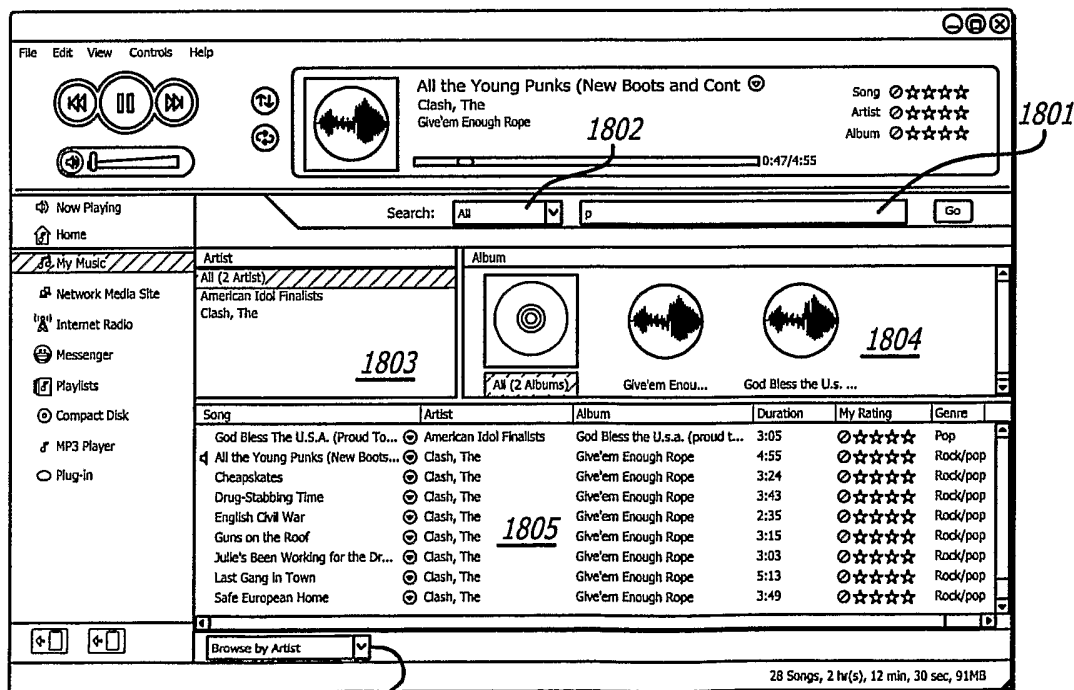
802 FIG. 18



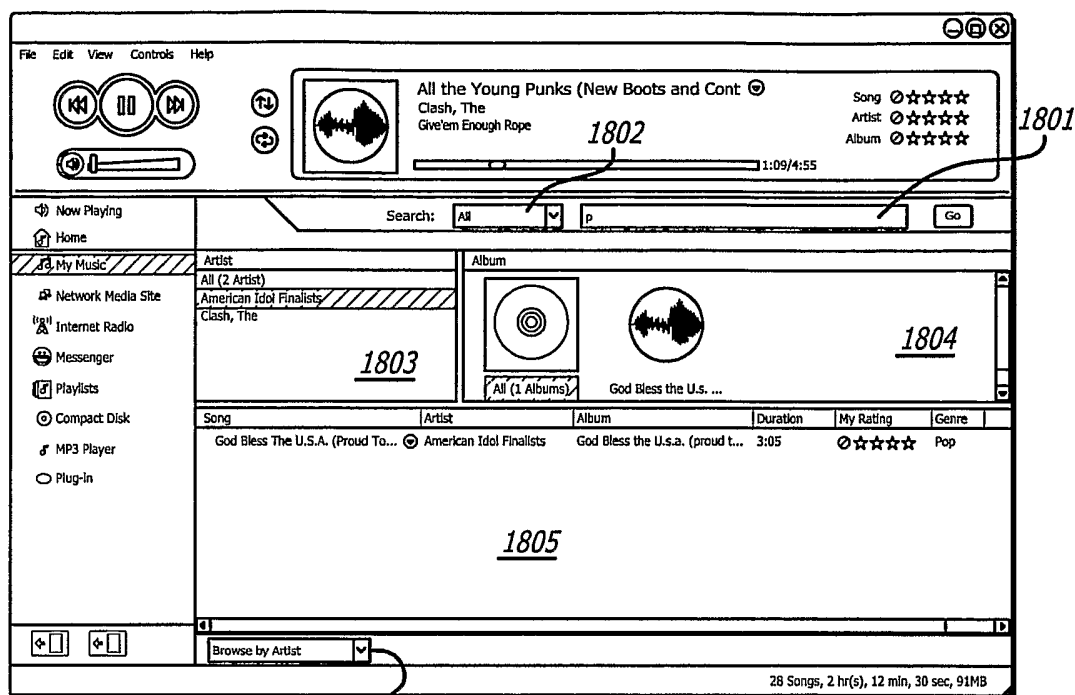
802 FIG. 19



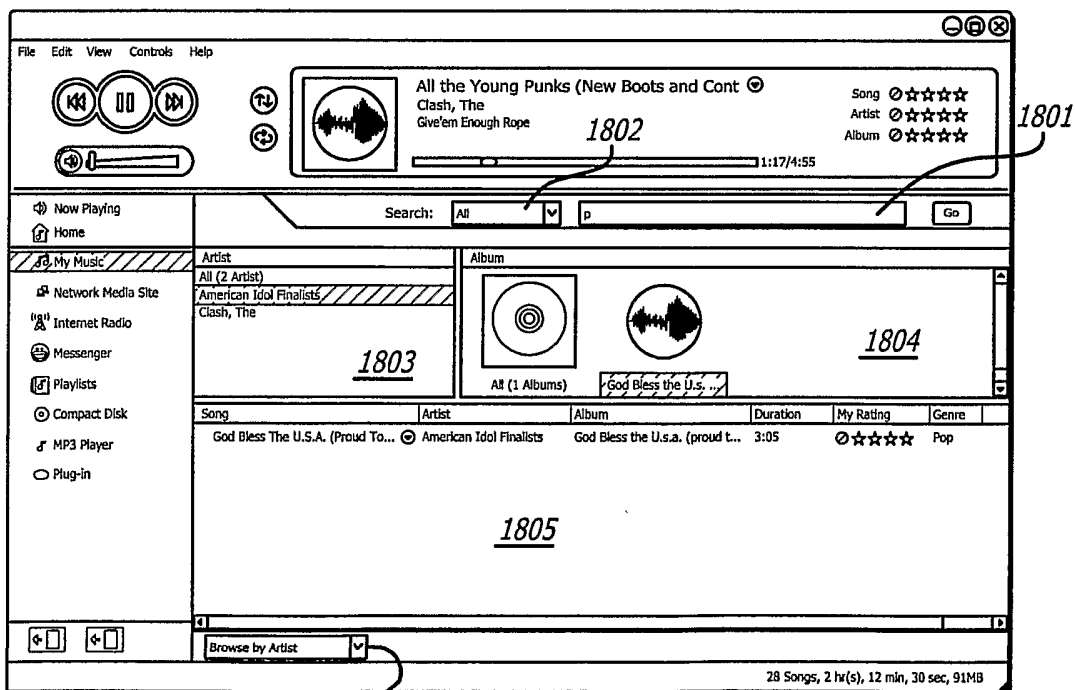
802 FIG. 20



802 FIG. 21

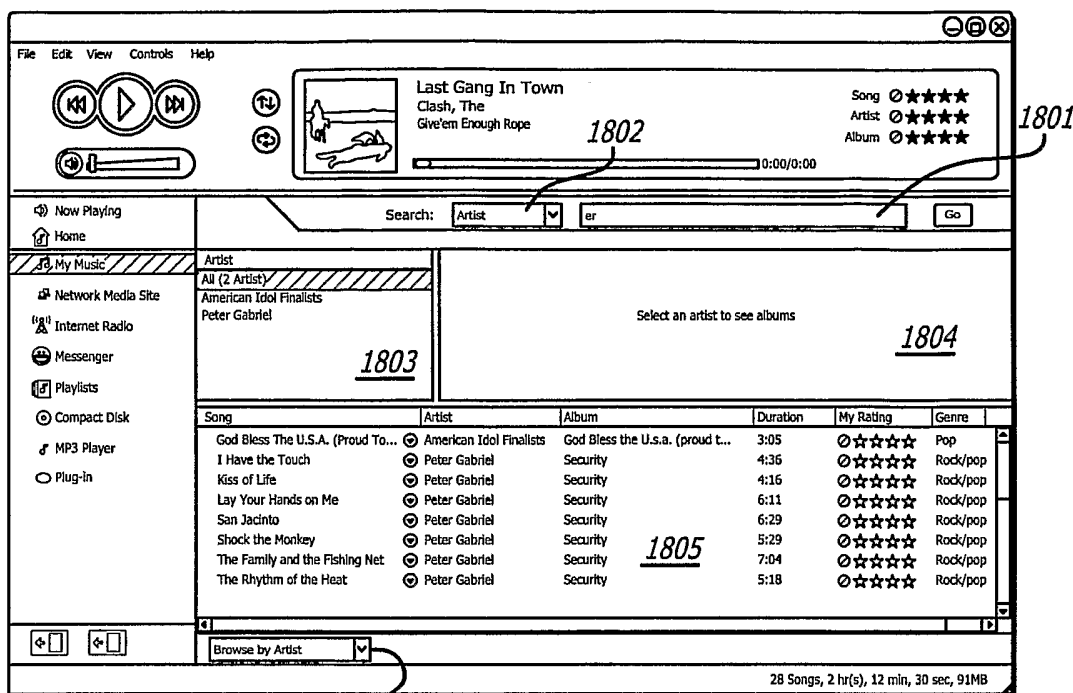


802 FIG. 22

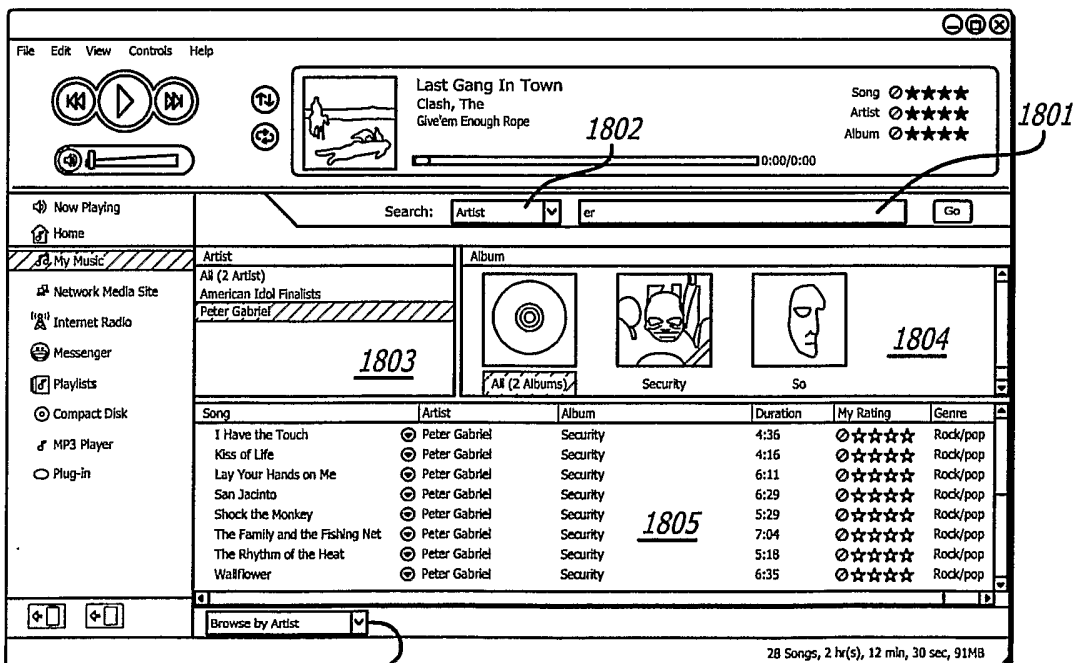


802 FIG. 23





802 FIG. 24



802 FIG. 25

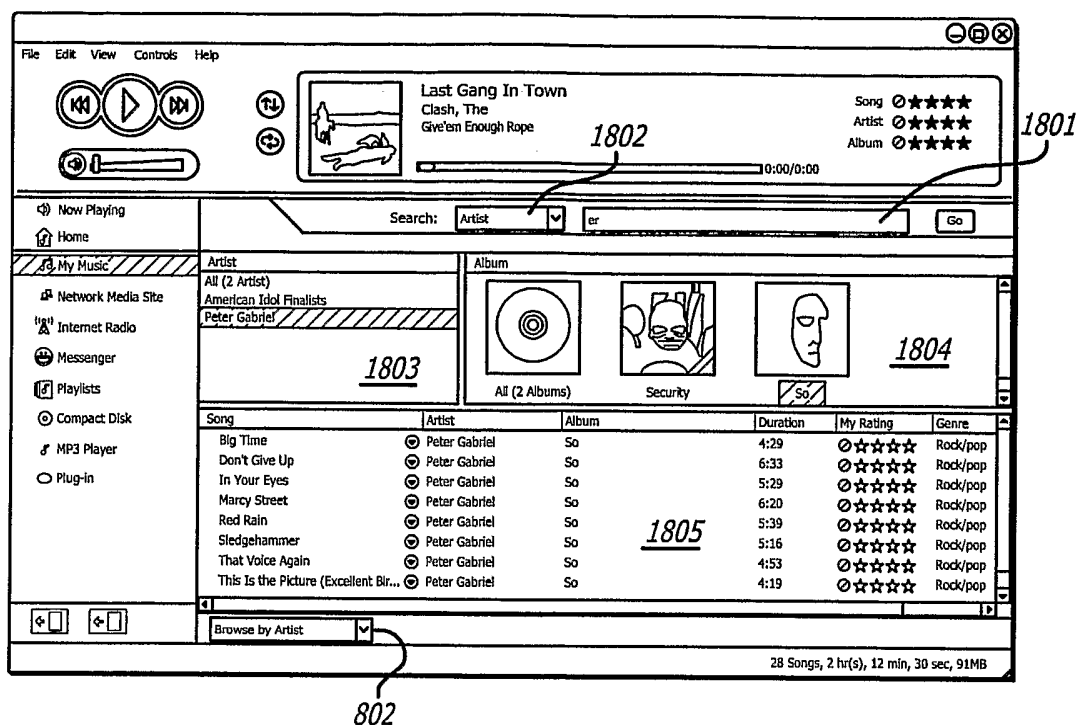


FIG. 26

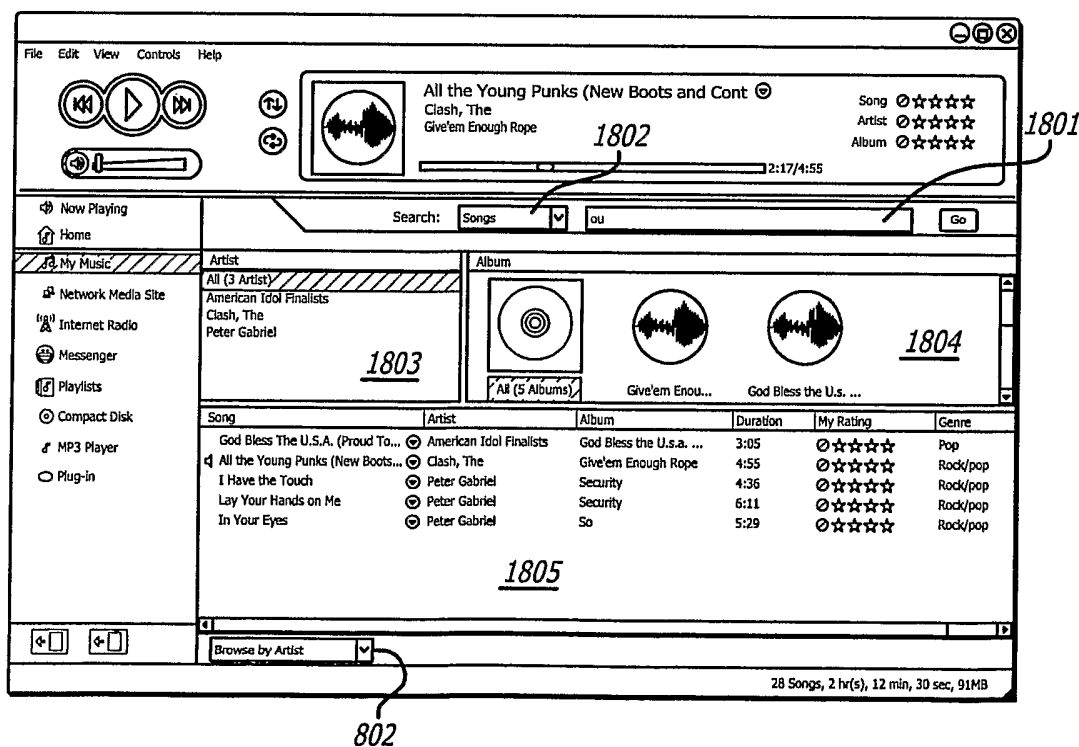


FIG. 27

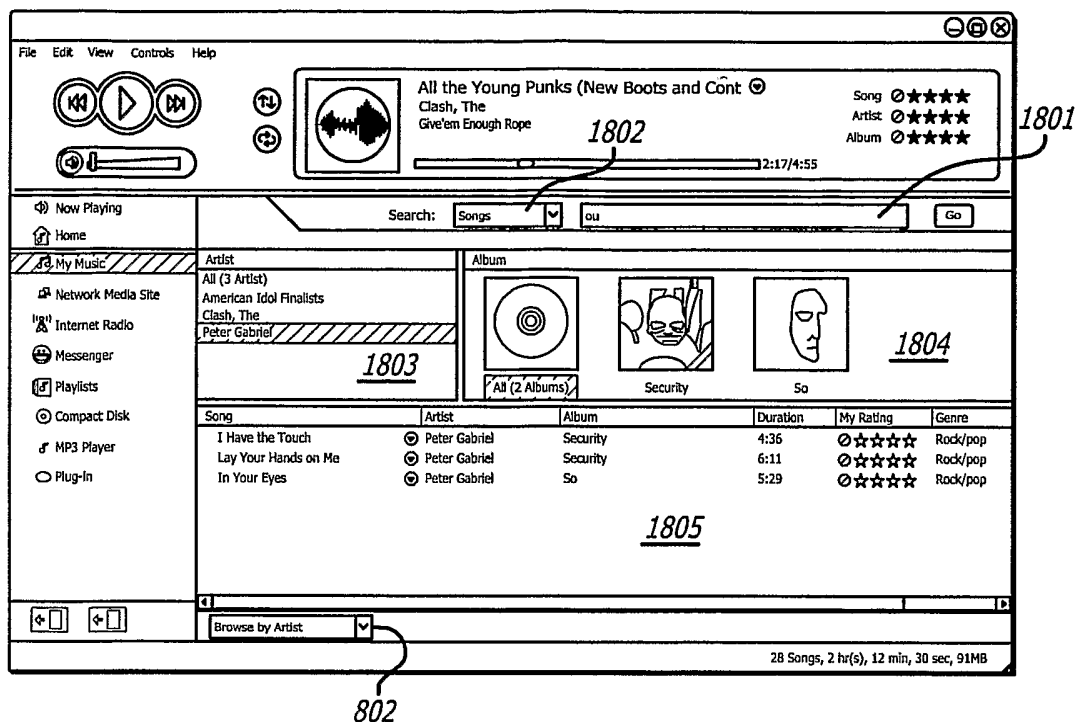


FIG. 28

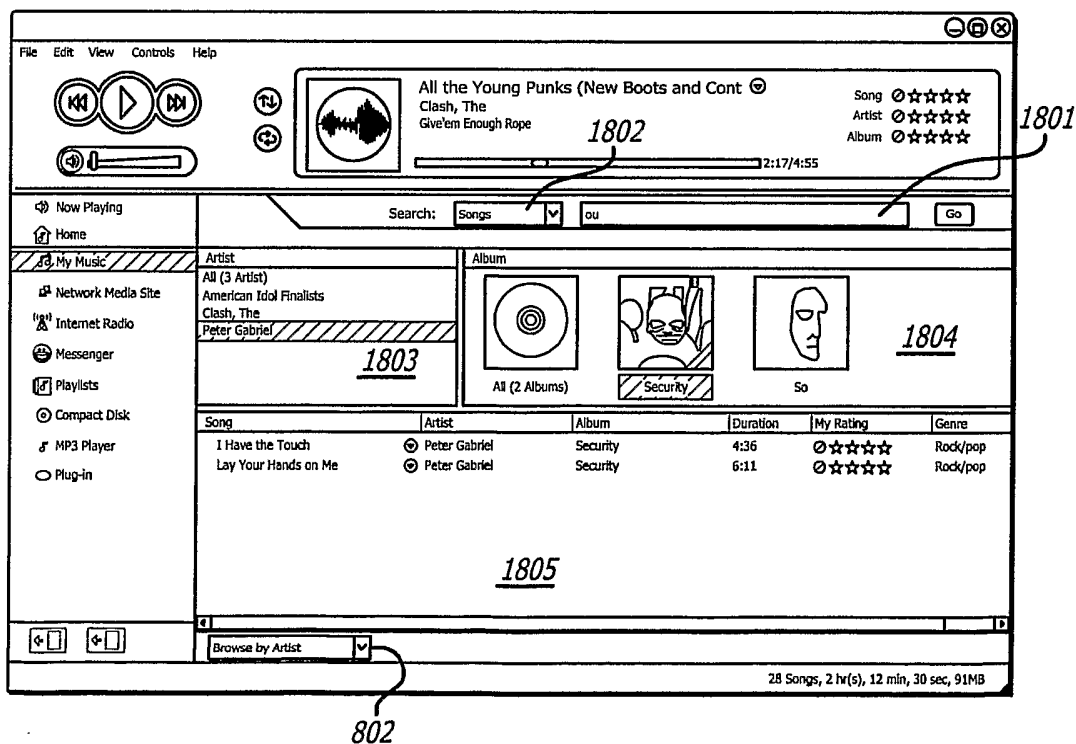


FIG. 29

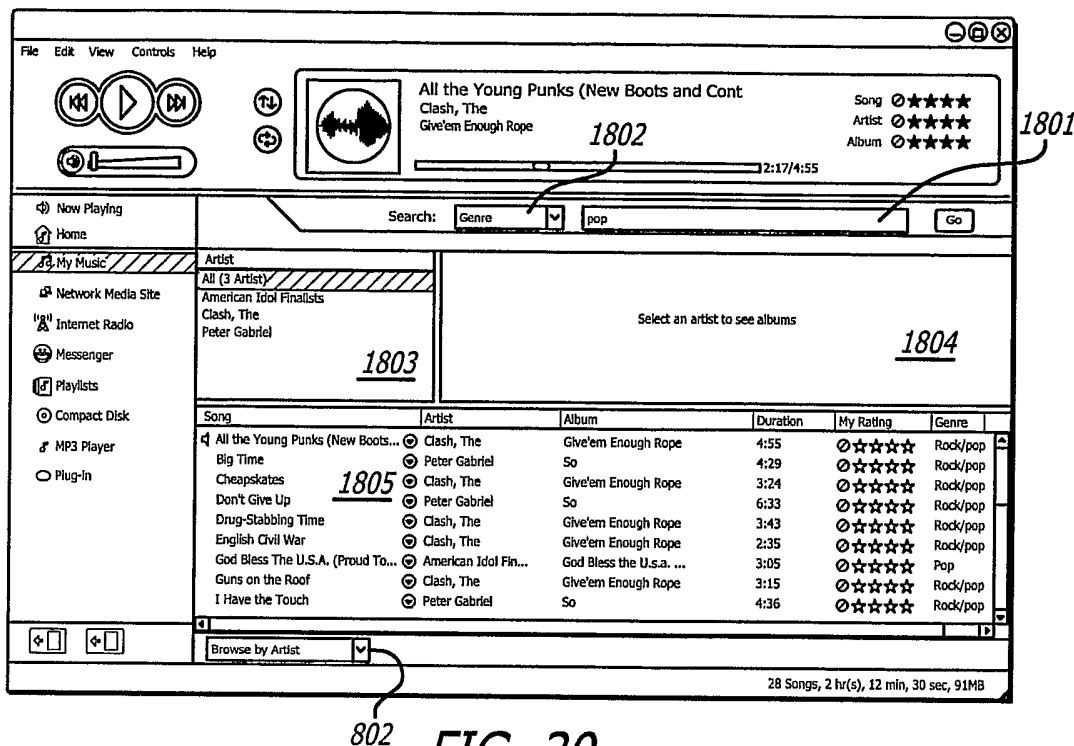


FIG. 30

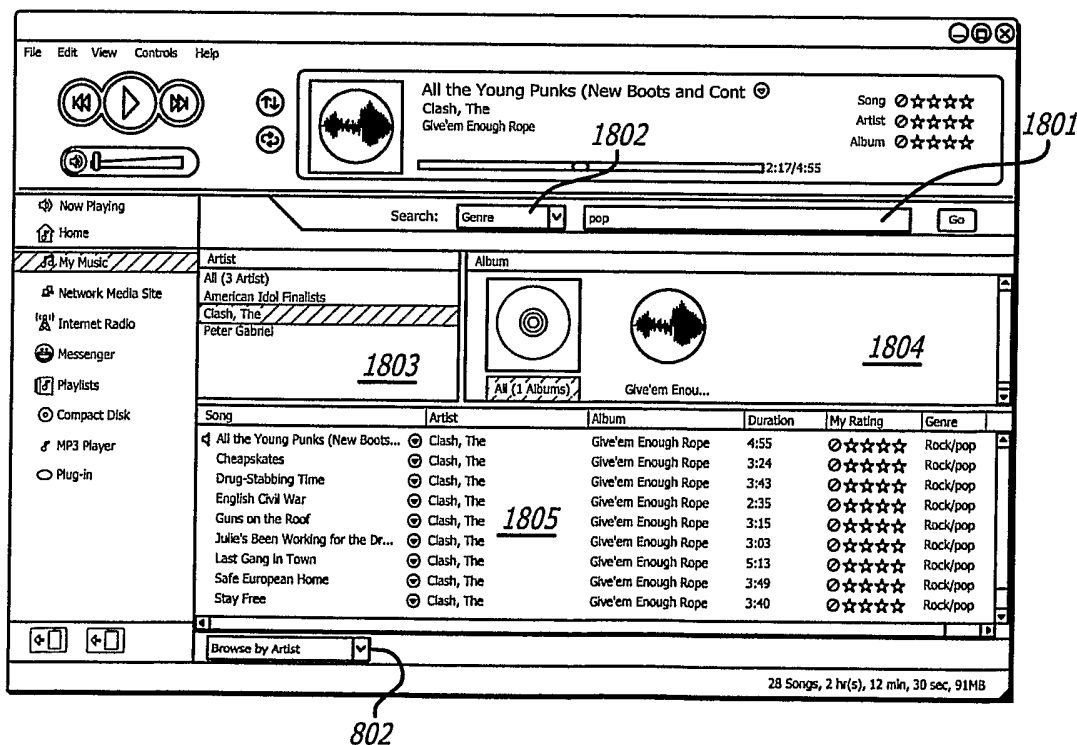


FIG. 31

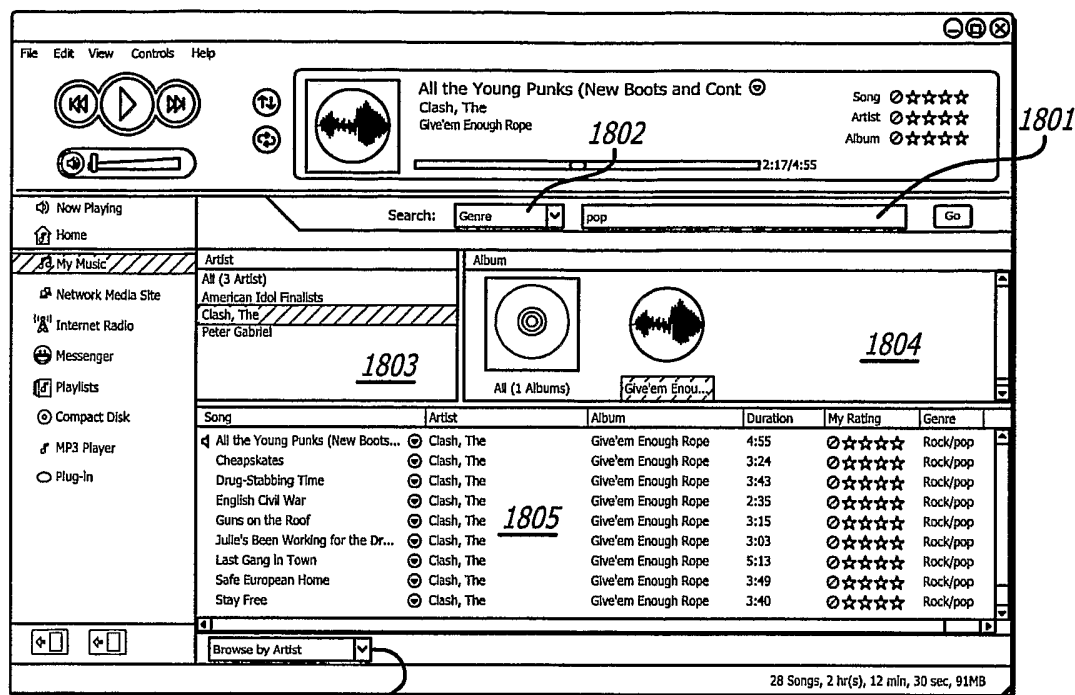


FIG. 32

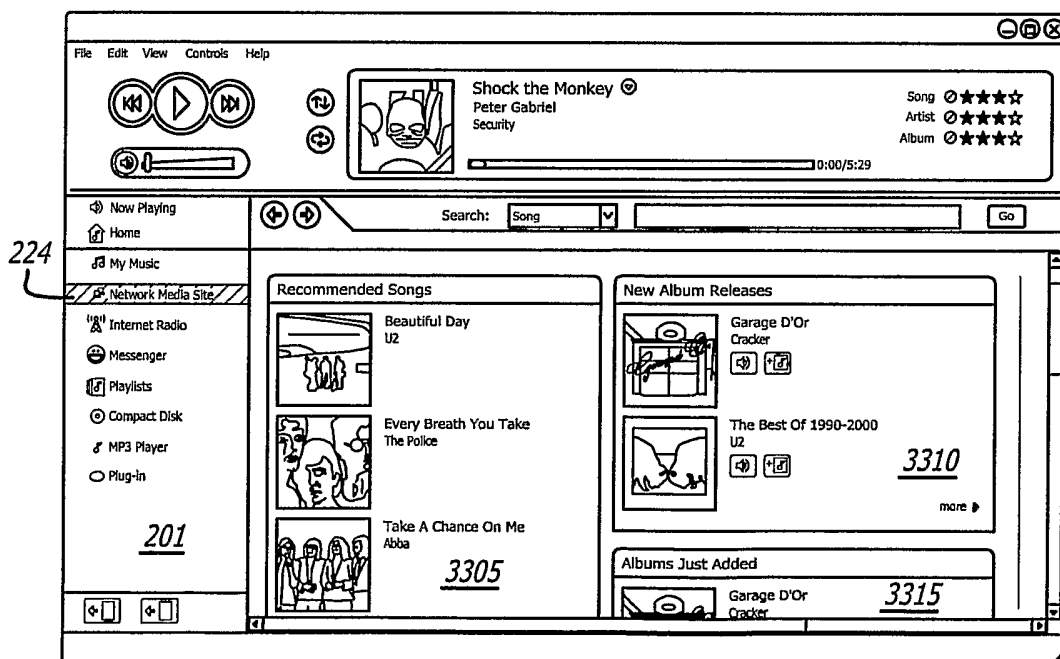


FIG. 33

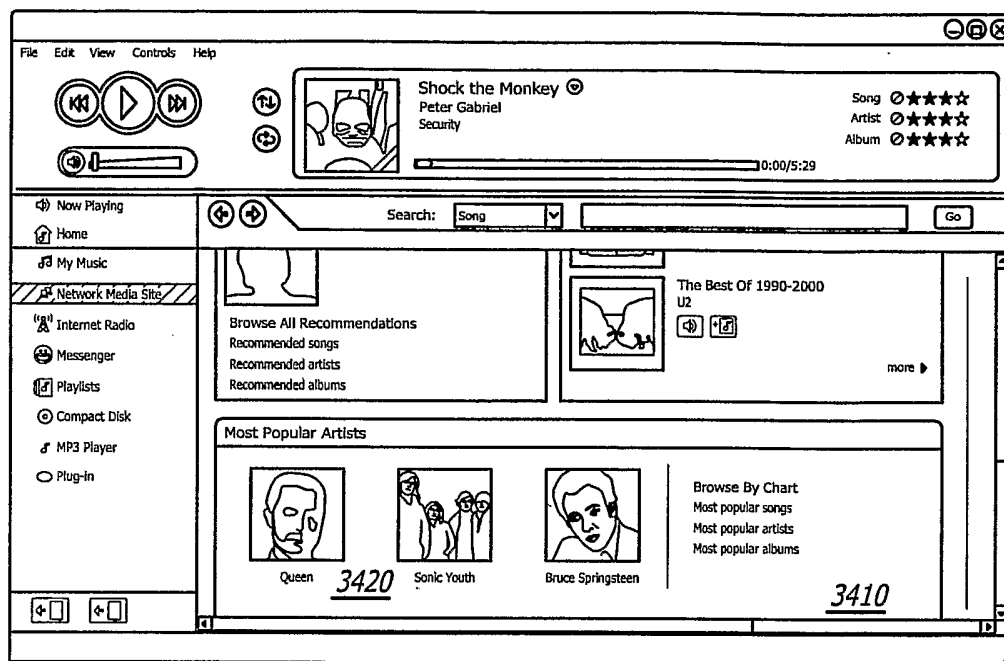


FIG. 34

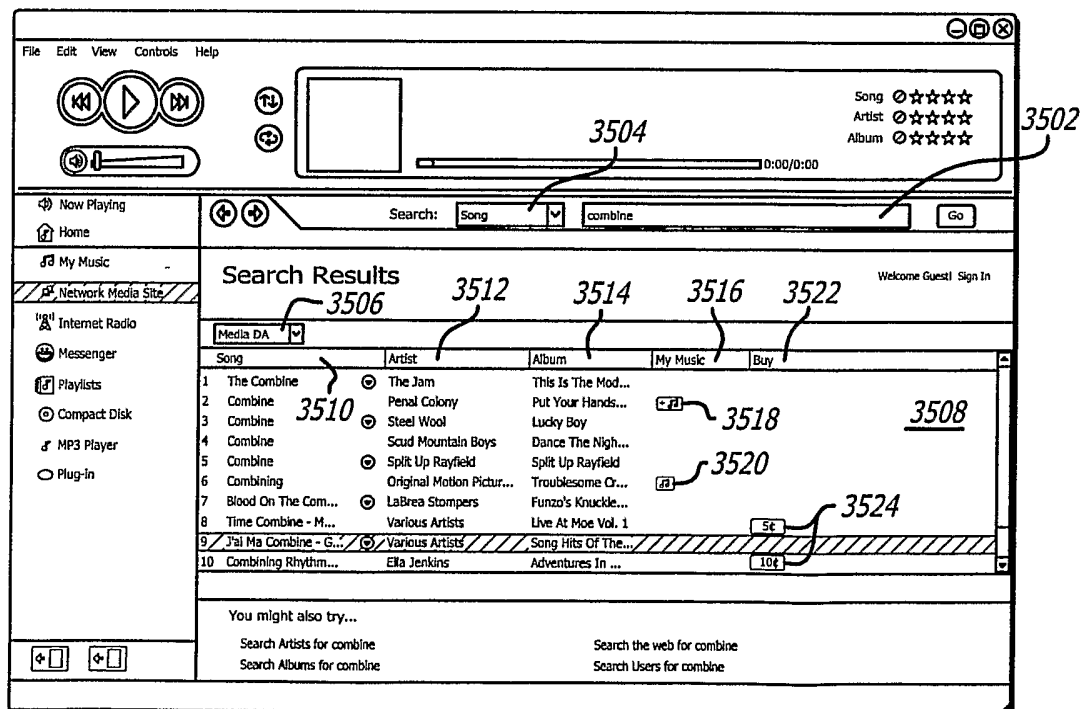


FIG. 35

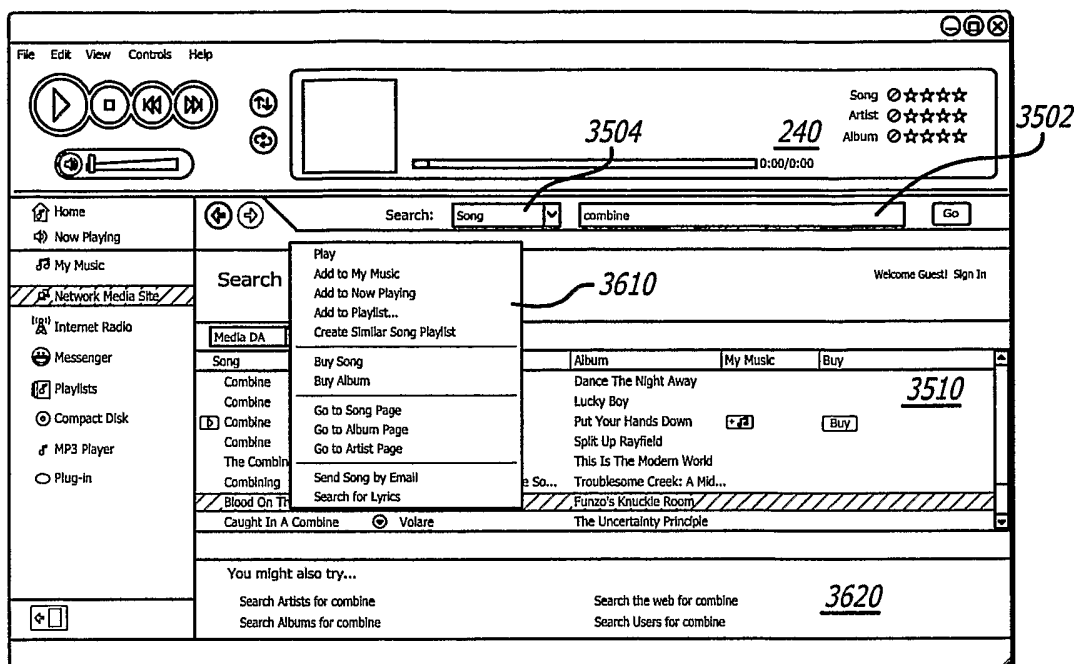


FIG. 36

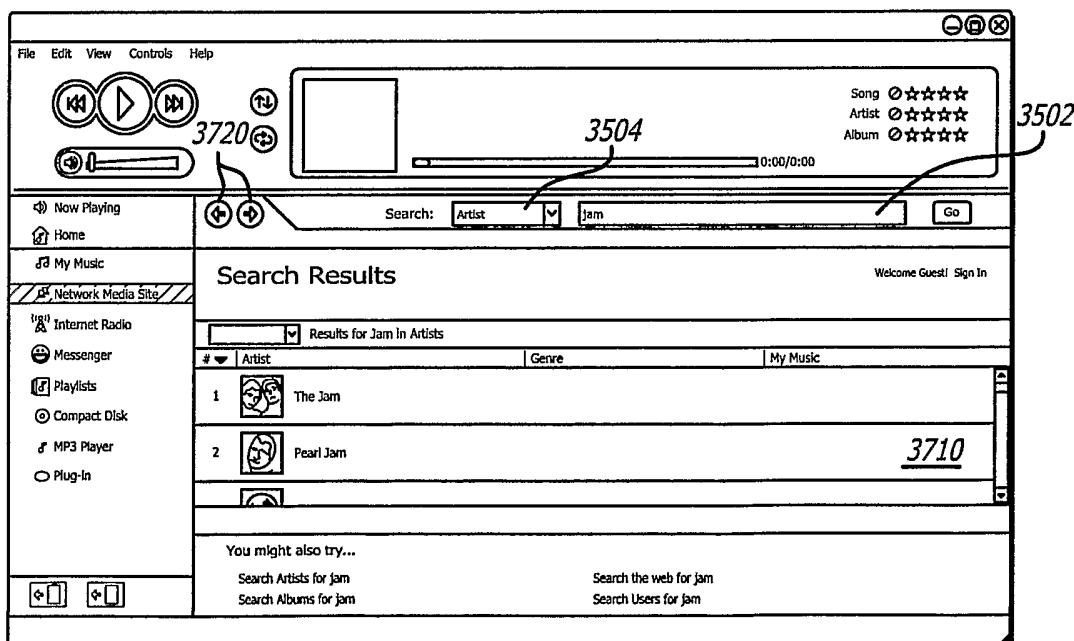


FIG. 37

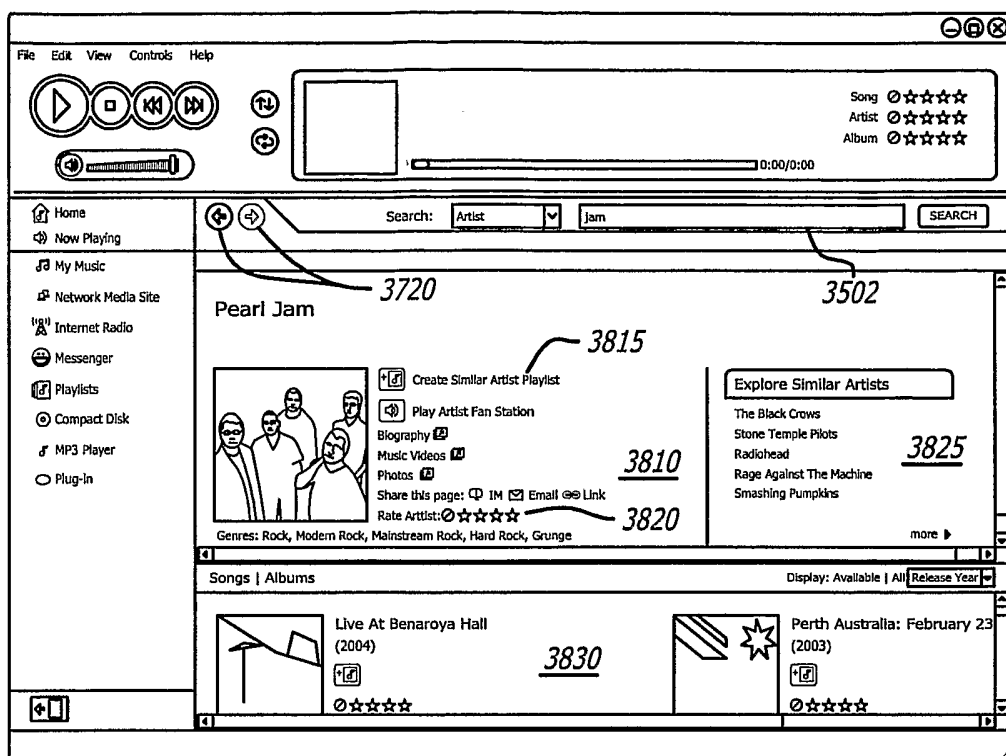


FIG. 38

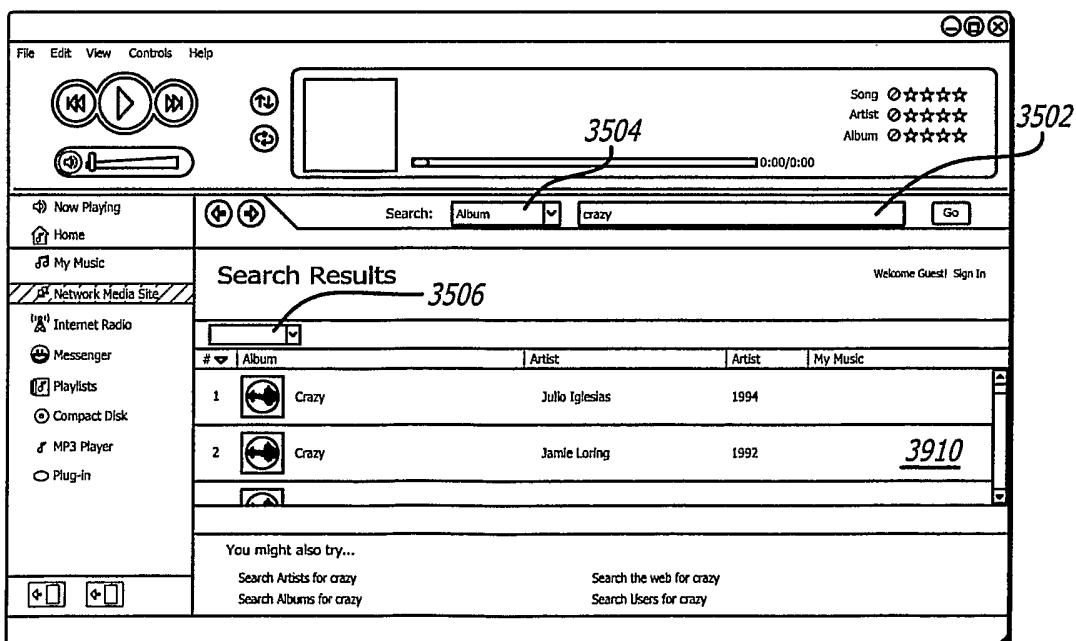


FIG. 39



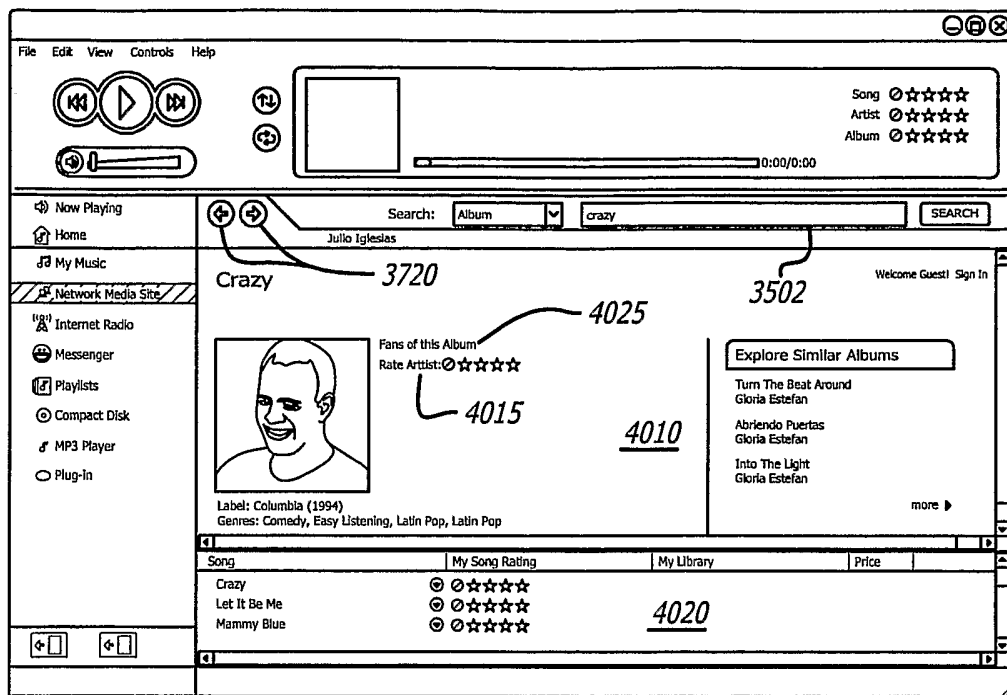


FIG. 40

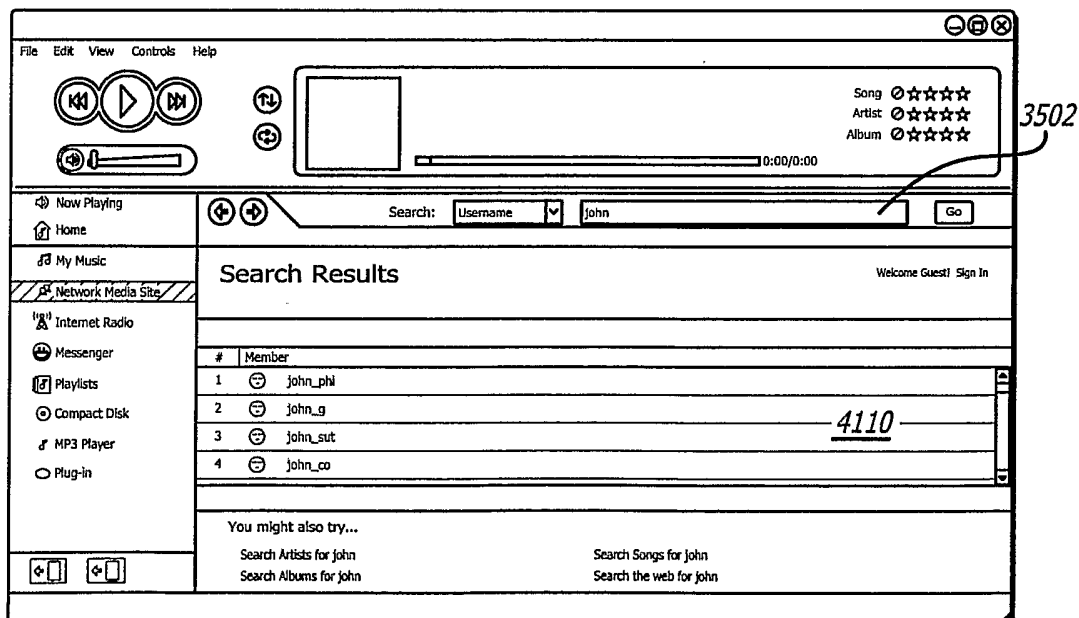


FIG. 41

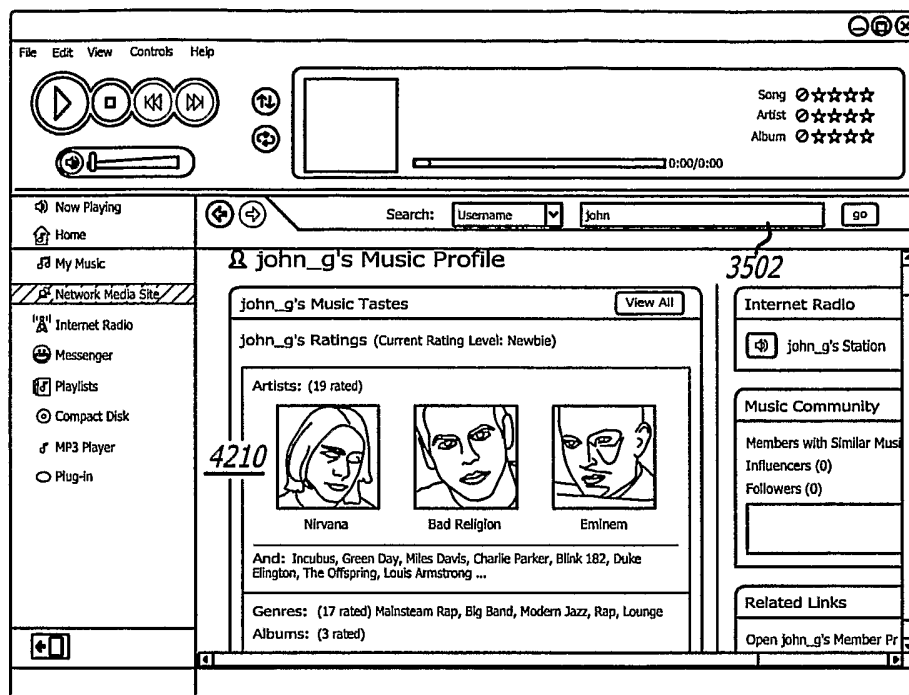


FIG. 42

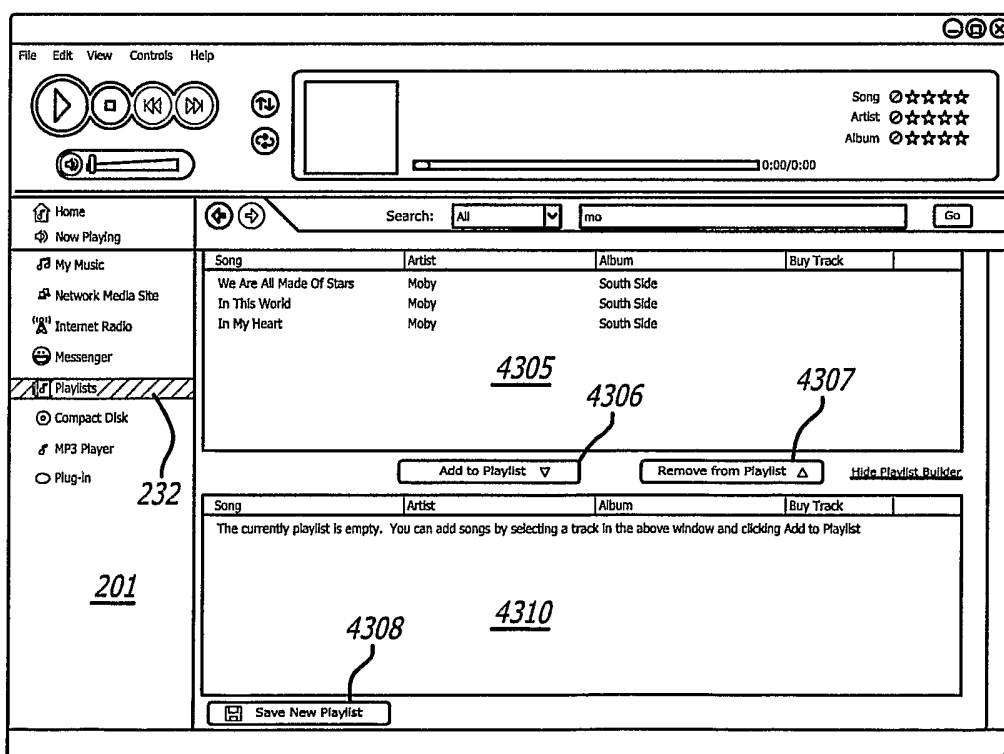


FIG. 43

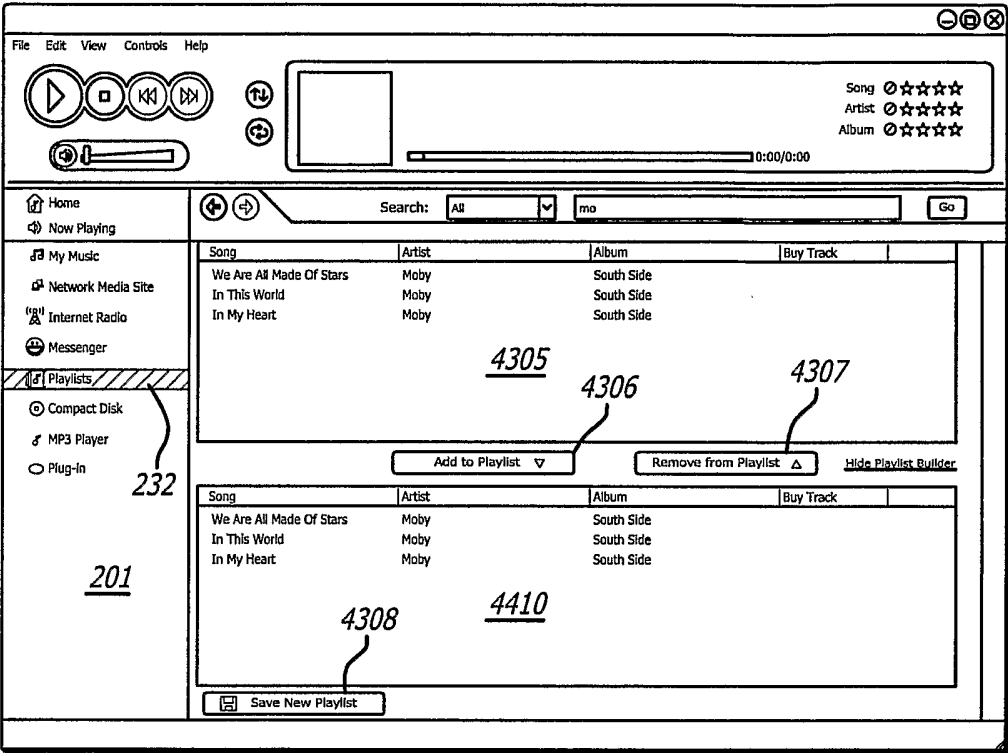
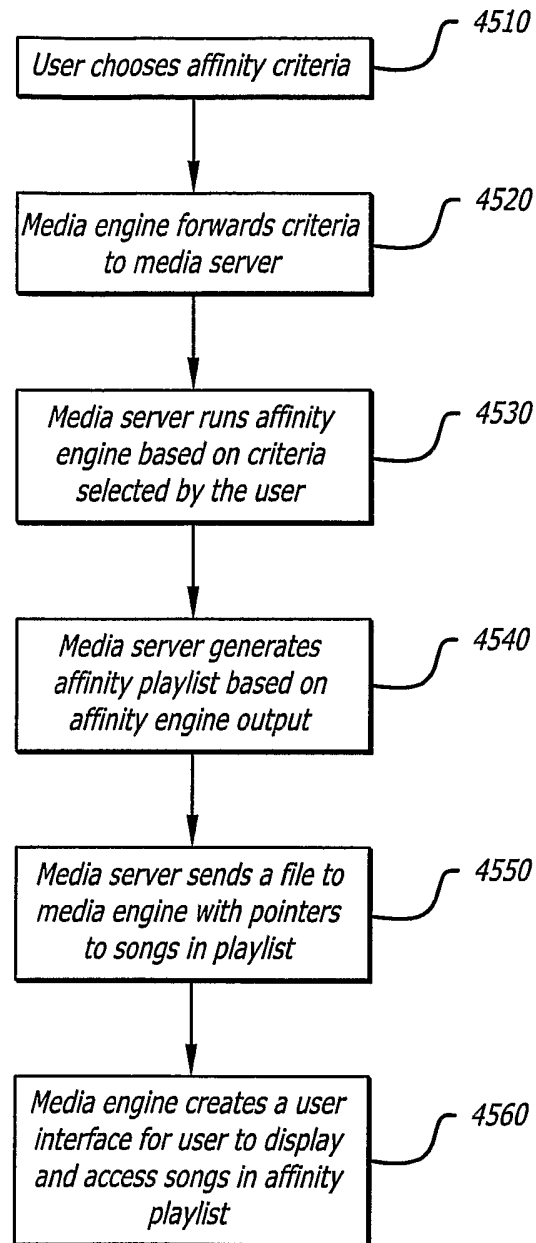
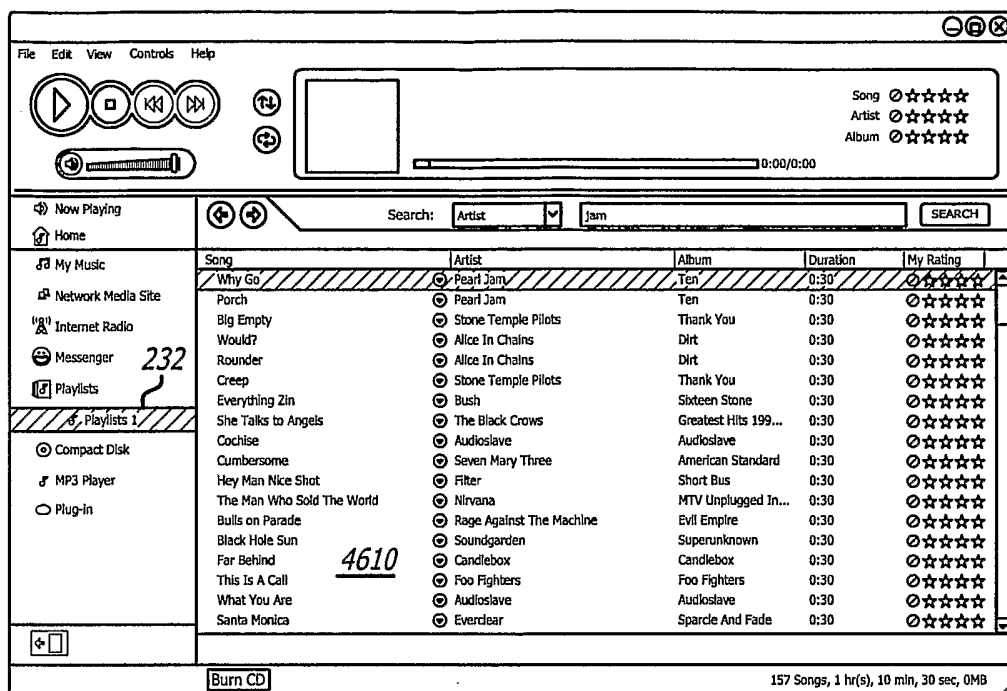


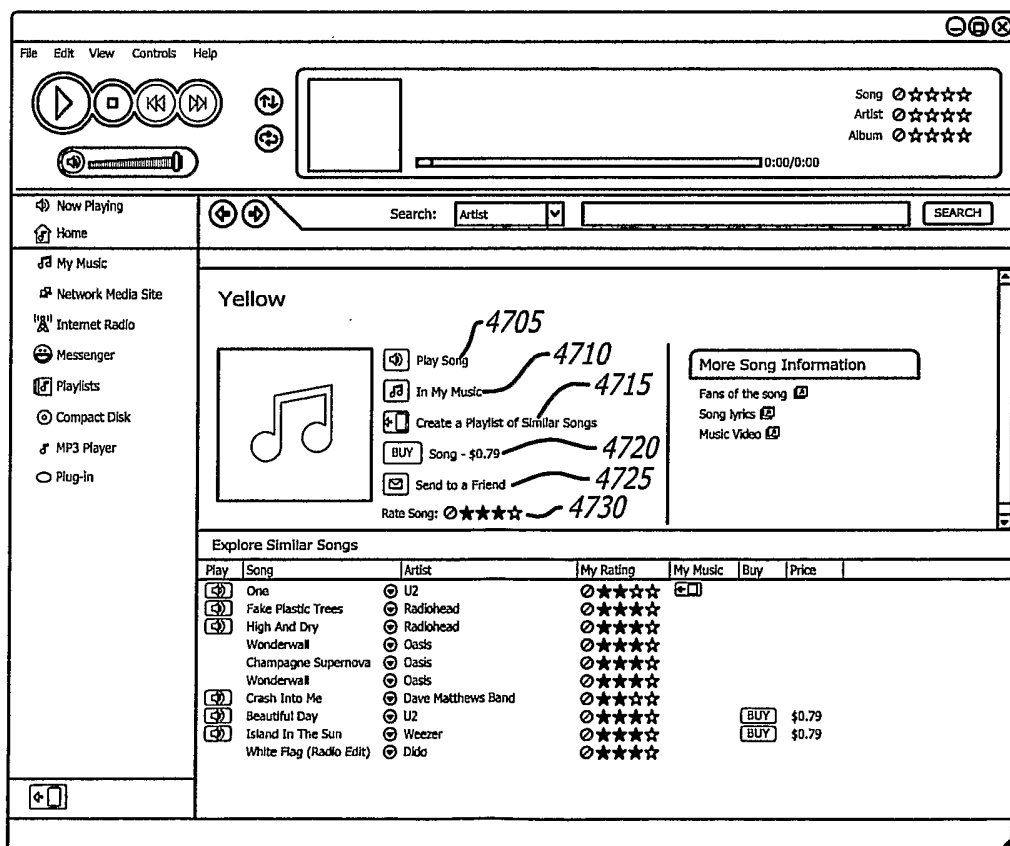
FIG. 44

**FIG. 45**



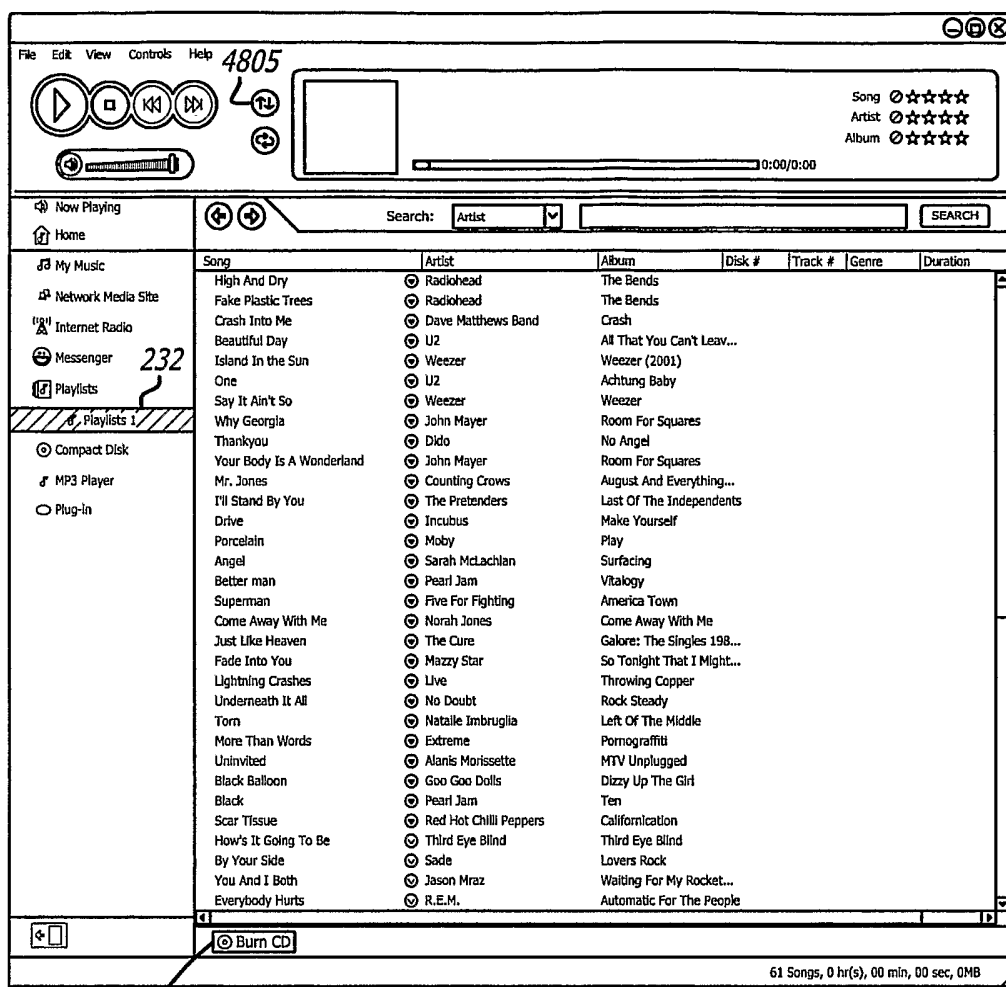
4601

FIG. 46



4700

FIG. 47



4802

FIG. 48

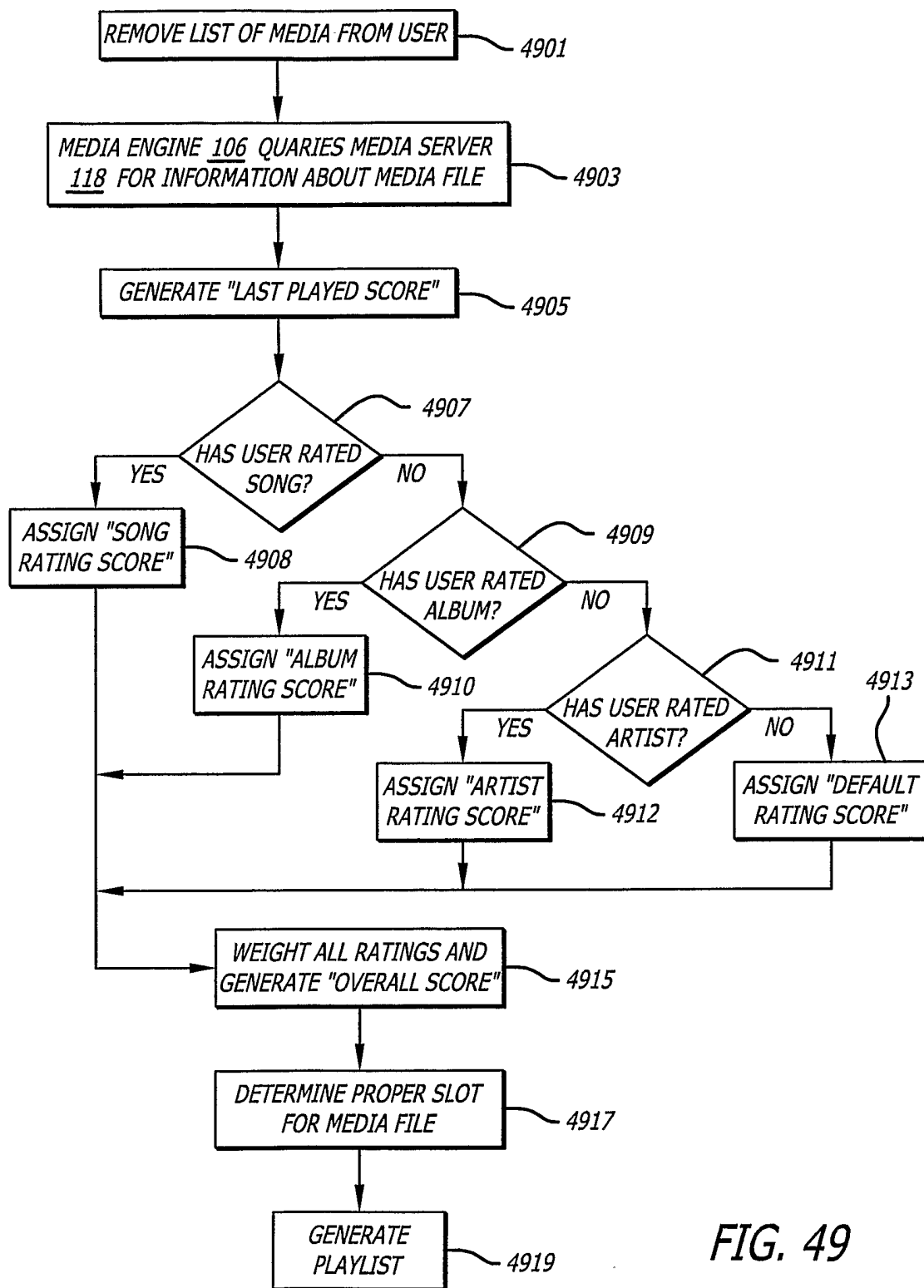
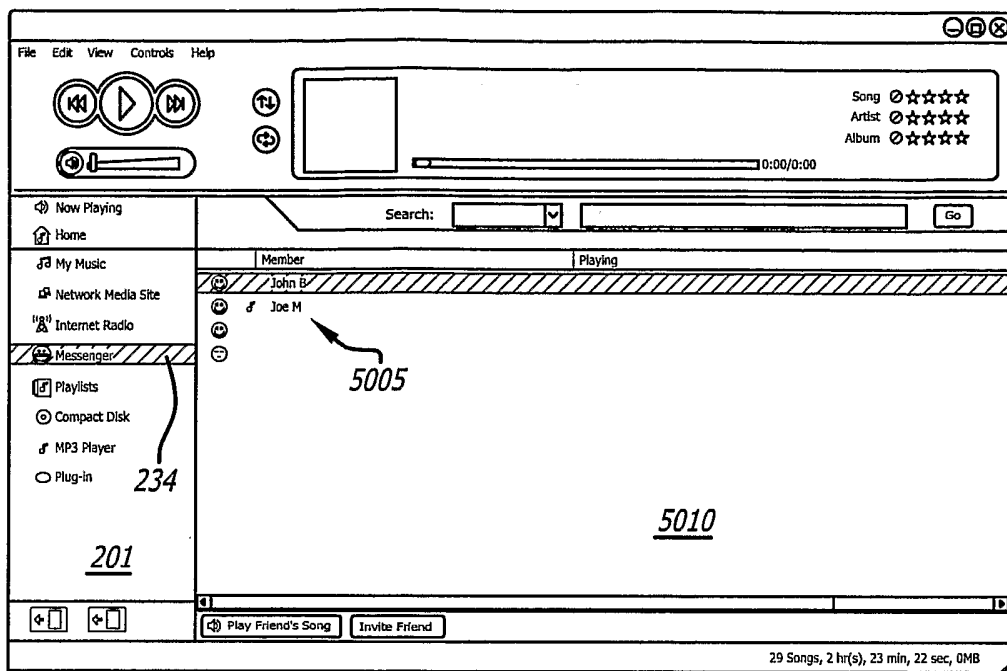
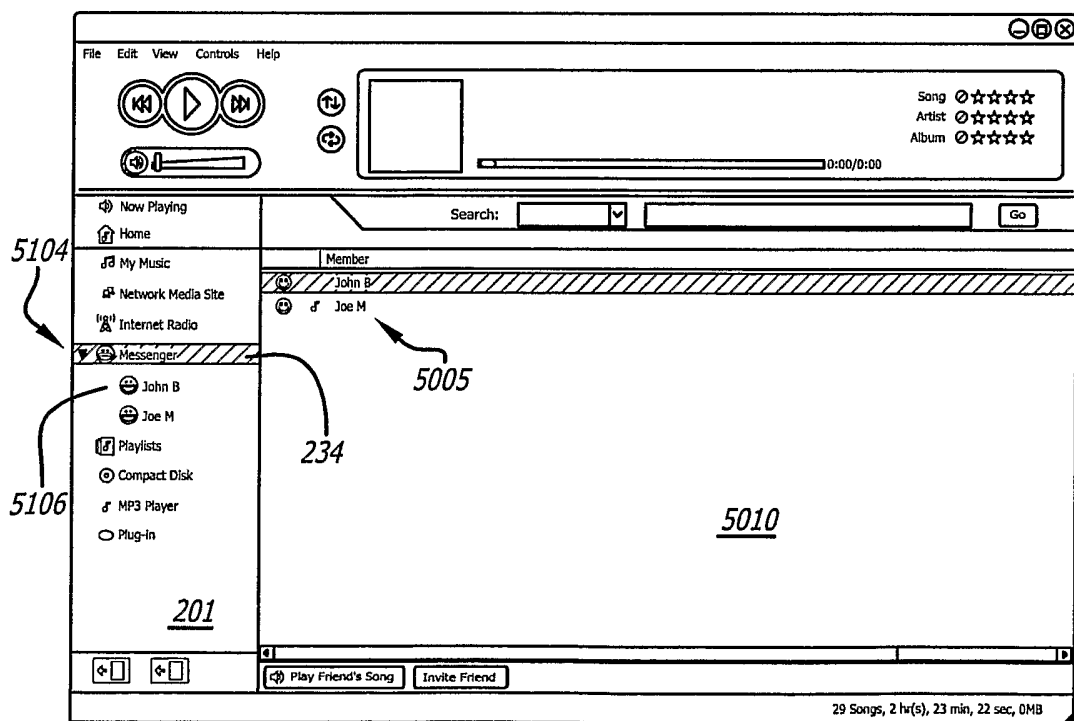


FIG. 49



5000

FIG. 50

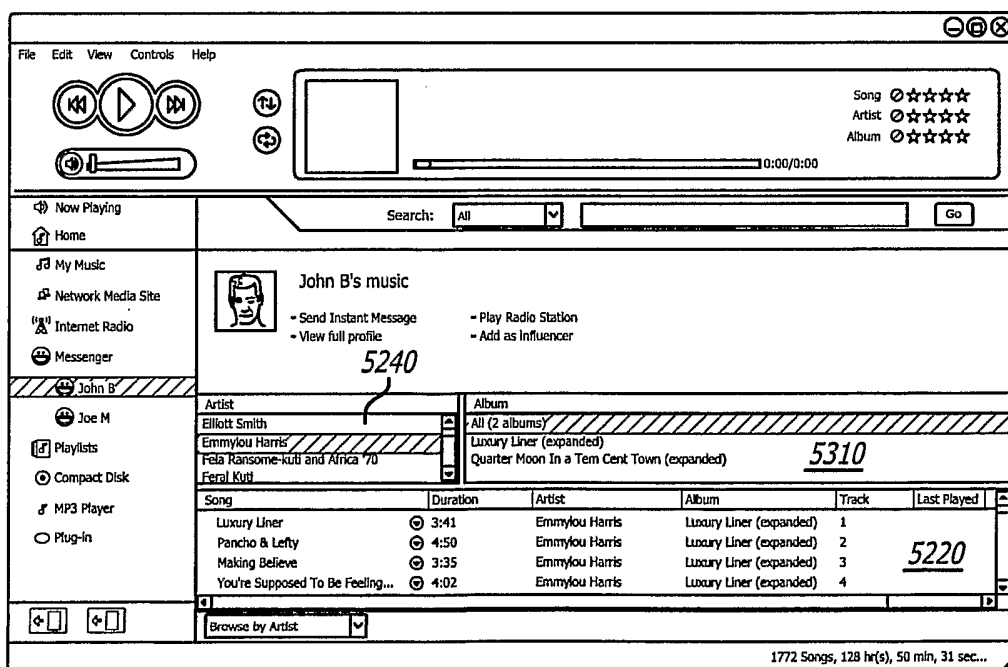
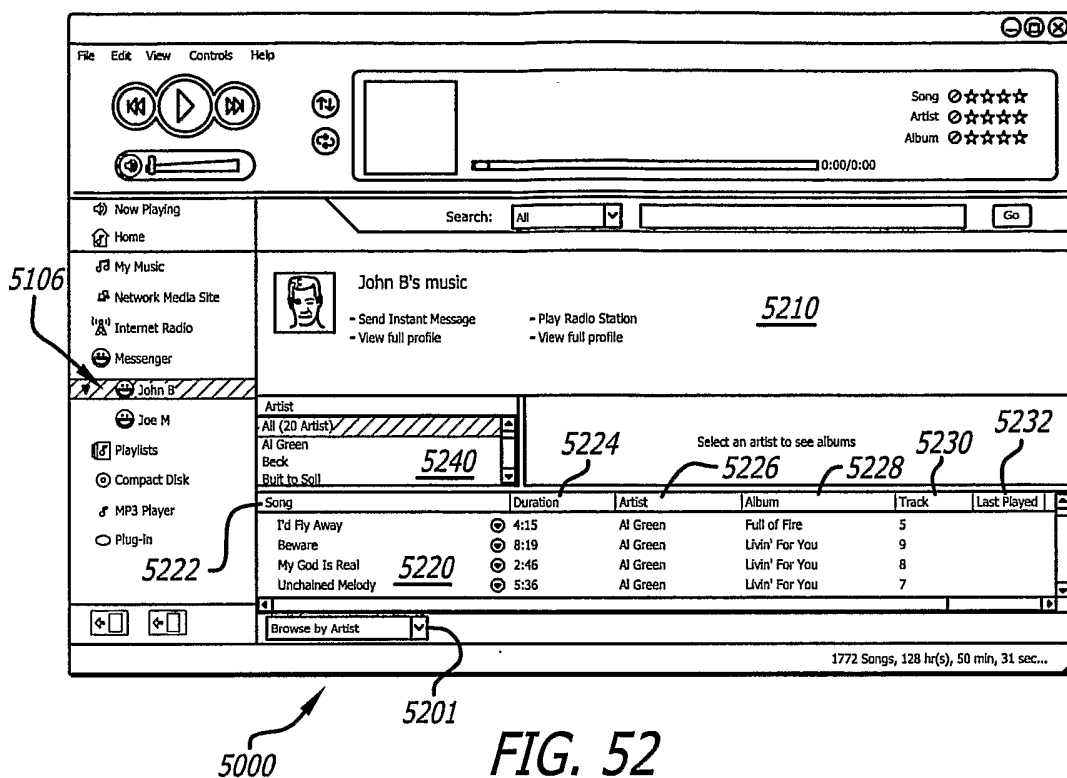


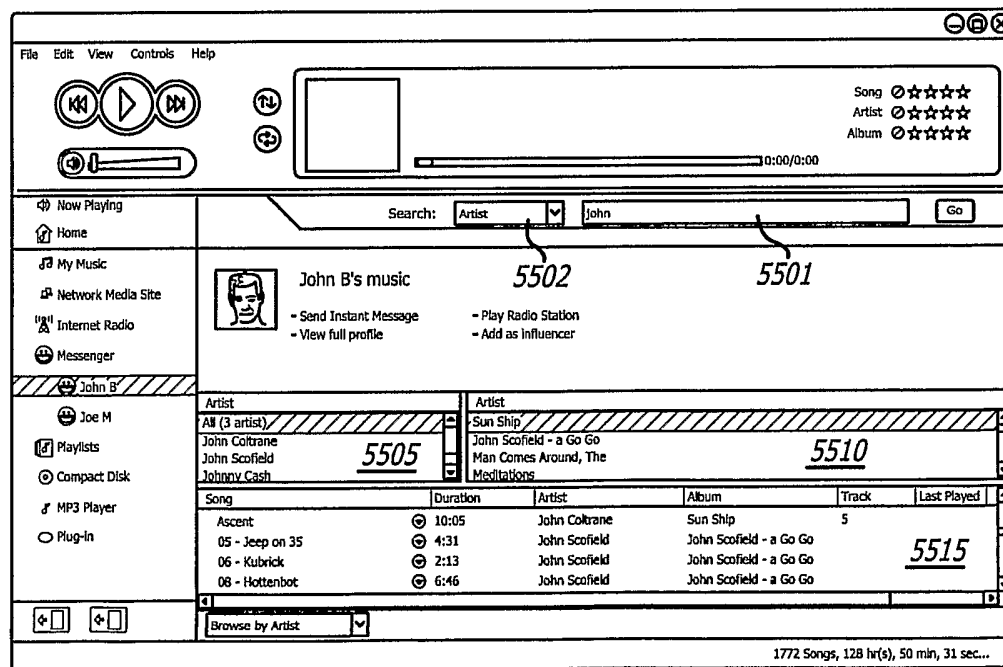
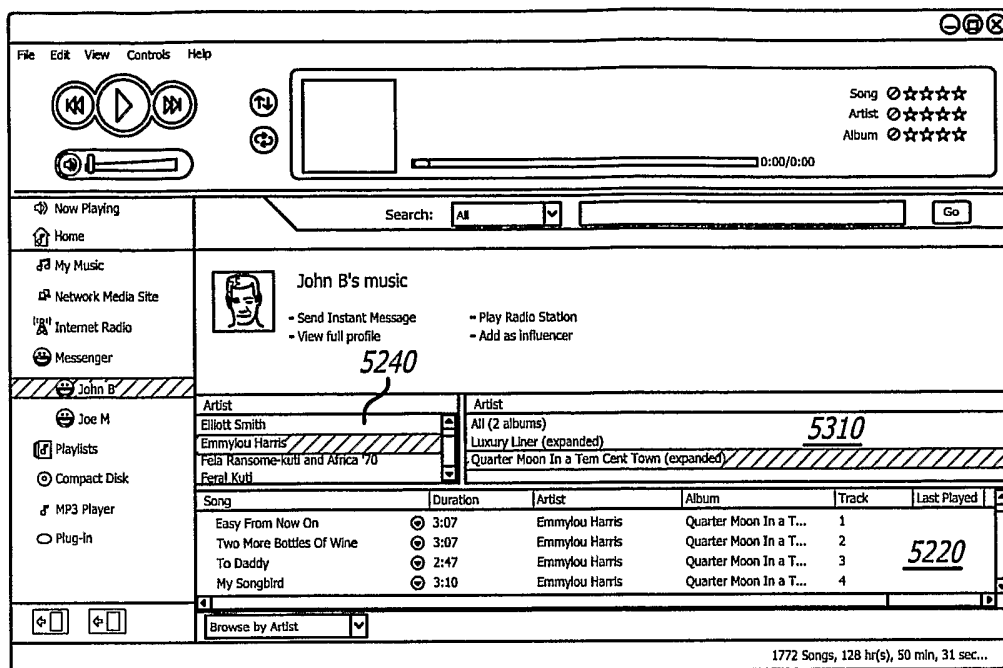
5104  
5106

5000

FIG. 51







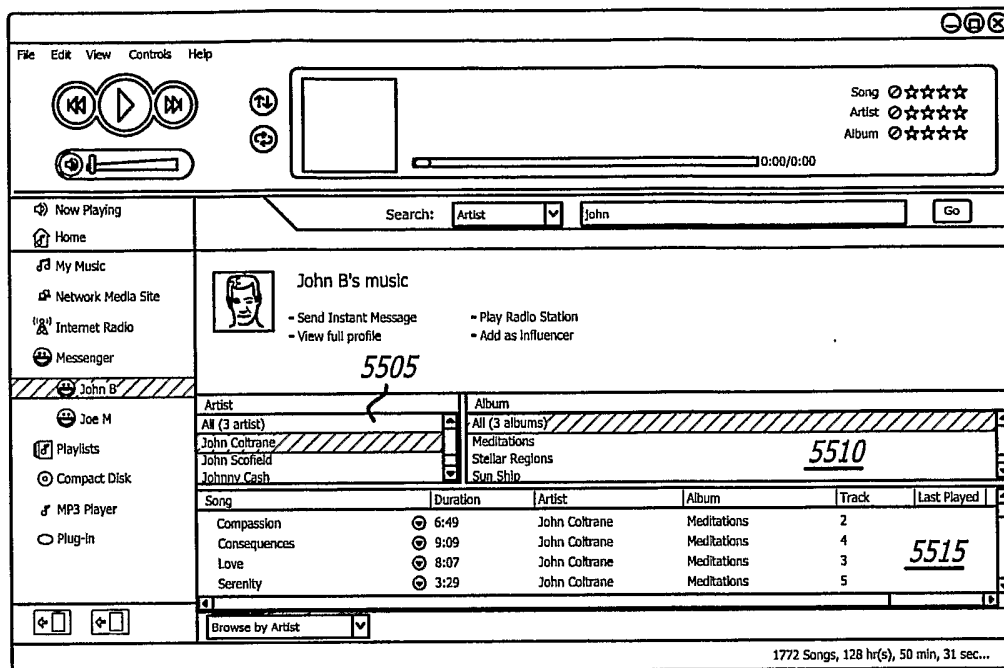


FIG. 56

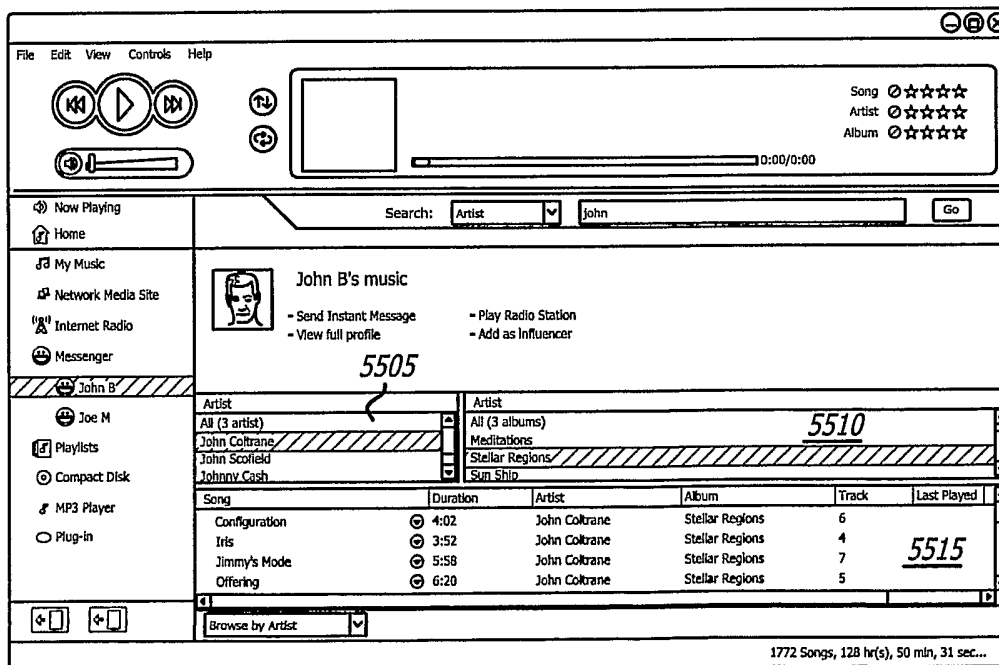


FIG. 57

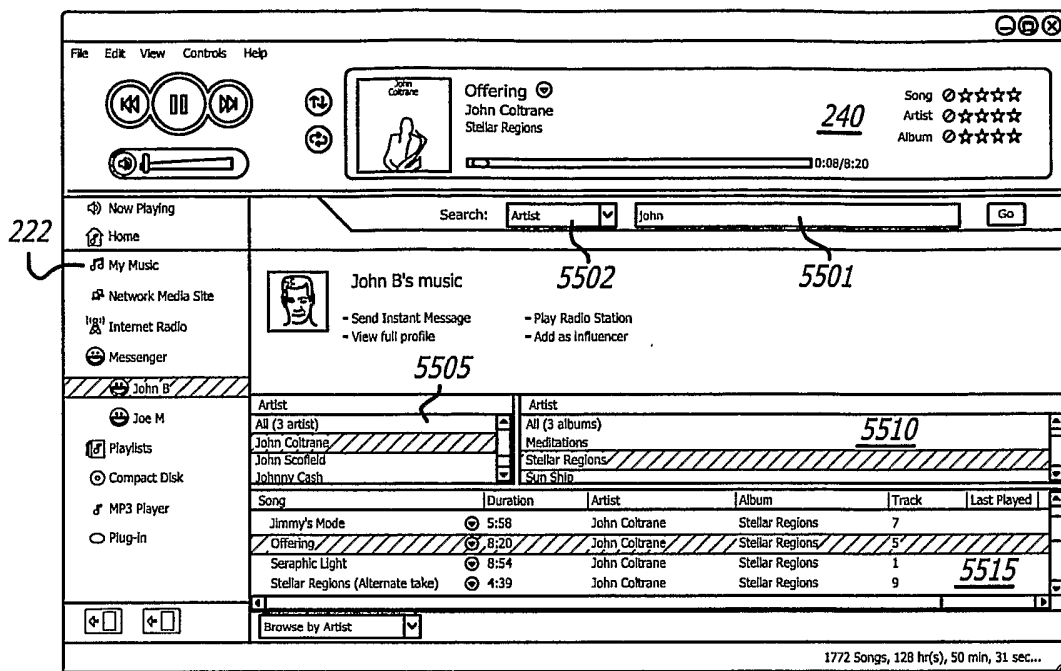


FIG. 58

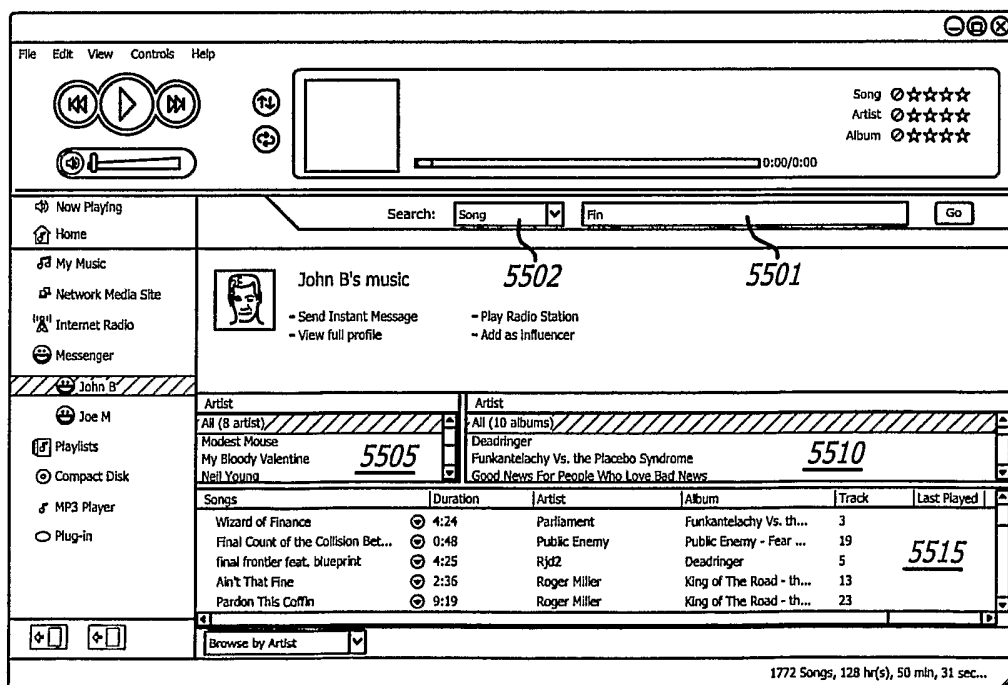


FIG. 59

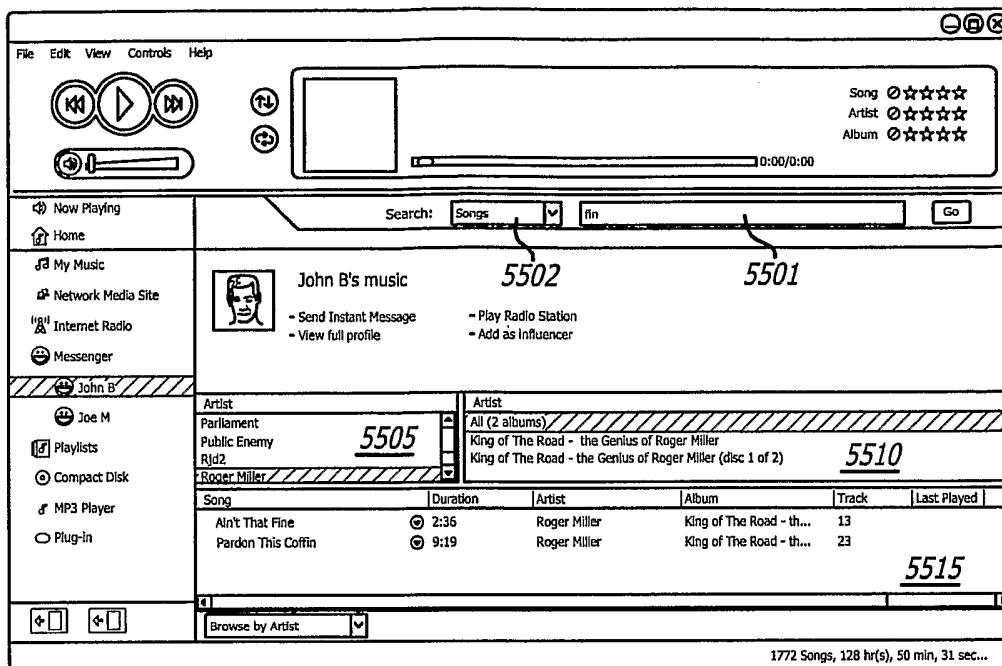


FIG. 60

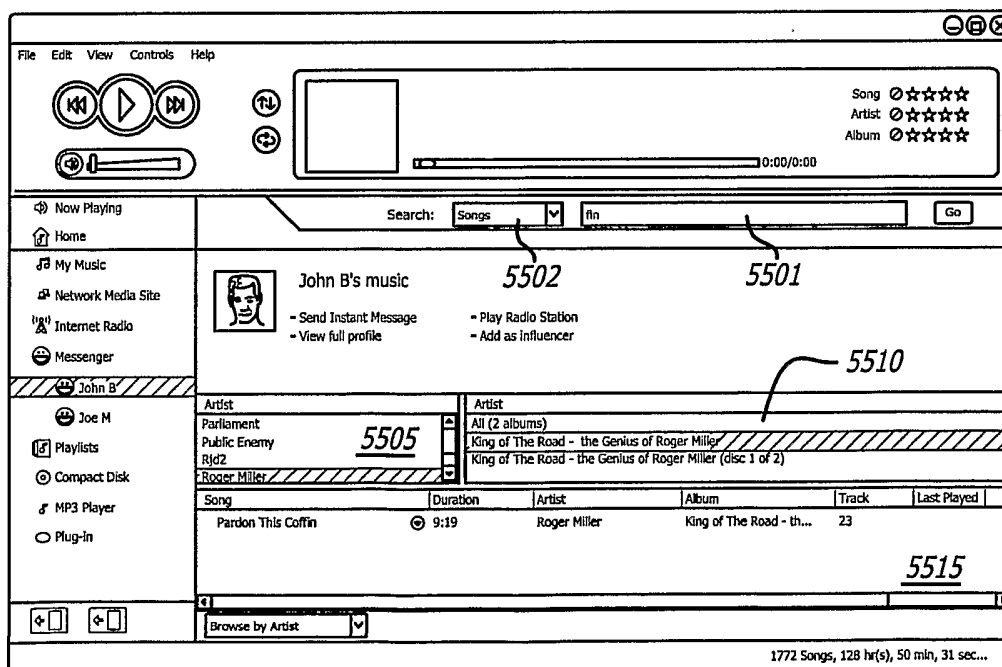


FIG. 61

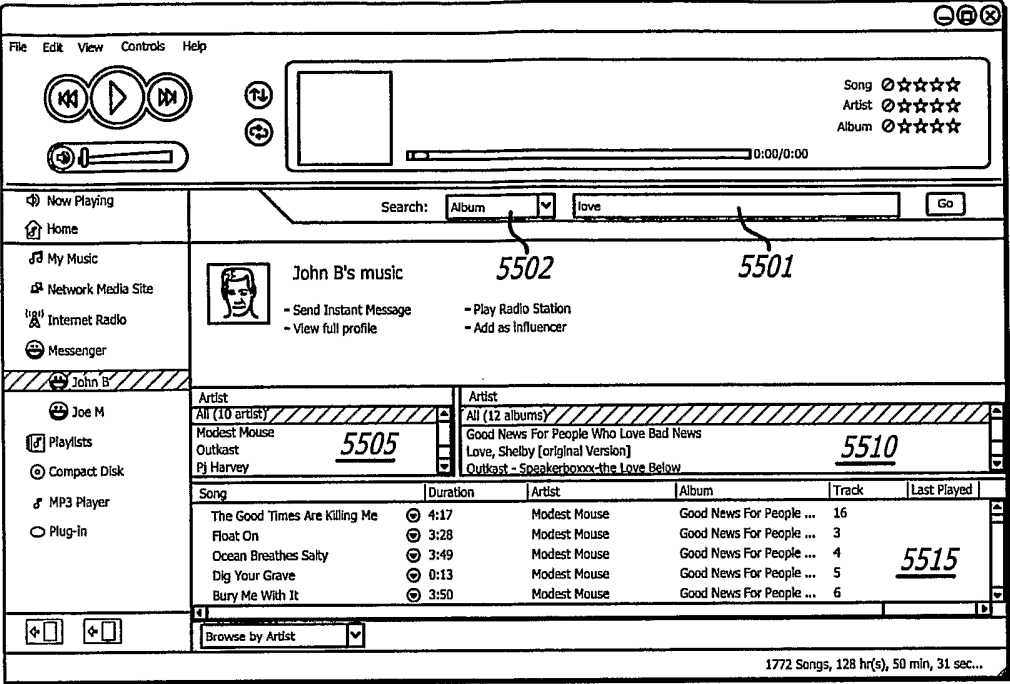


FIG. 62

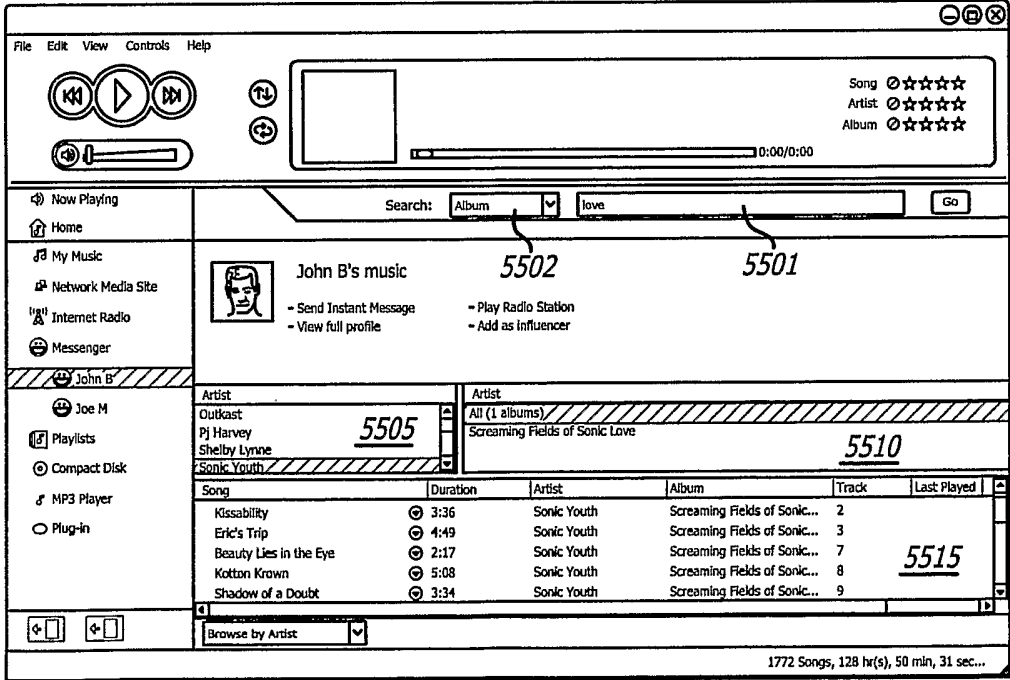


FIG. 63

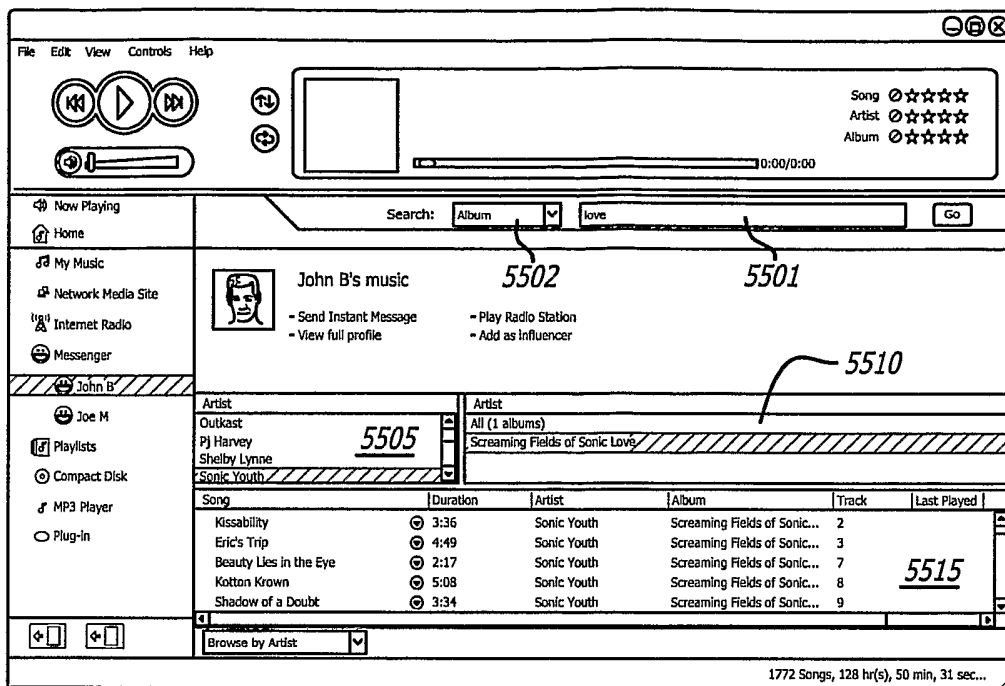


FIG. 64

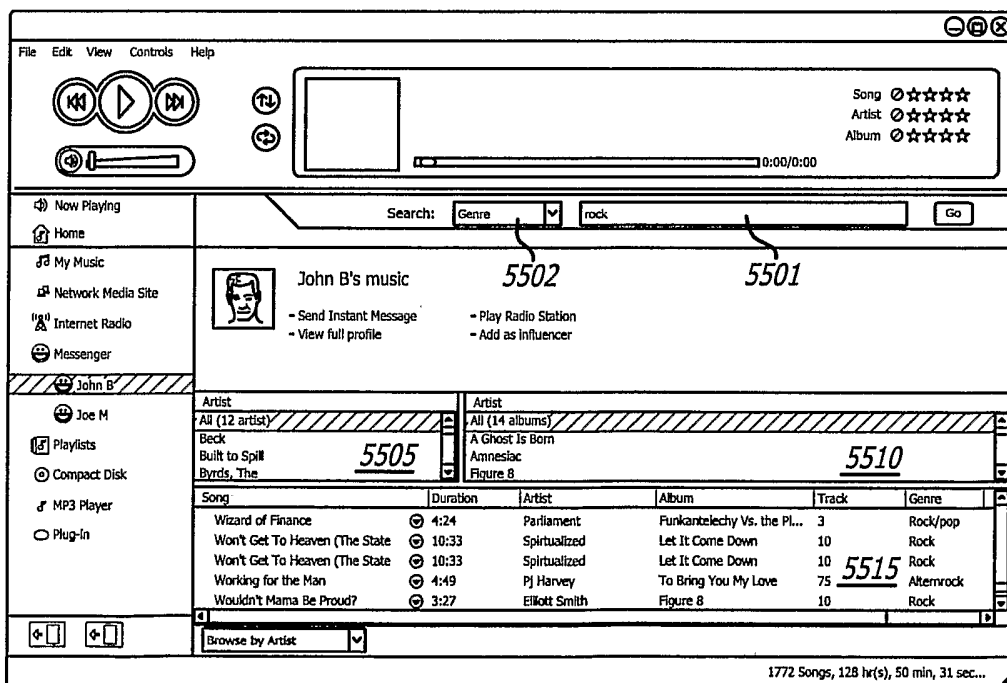


FIG. 65

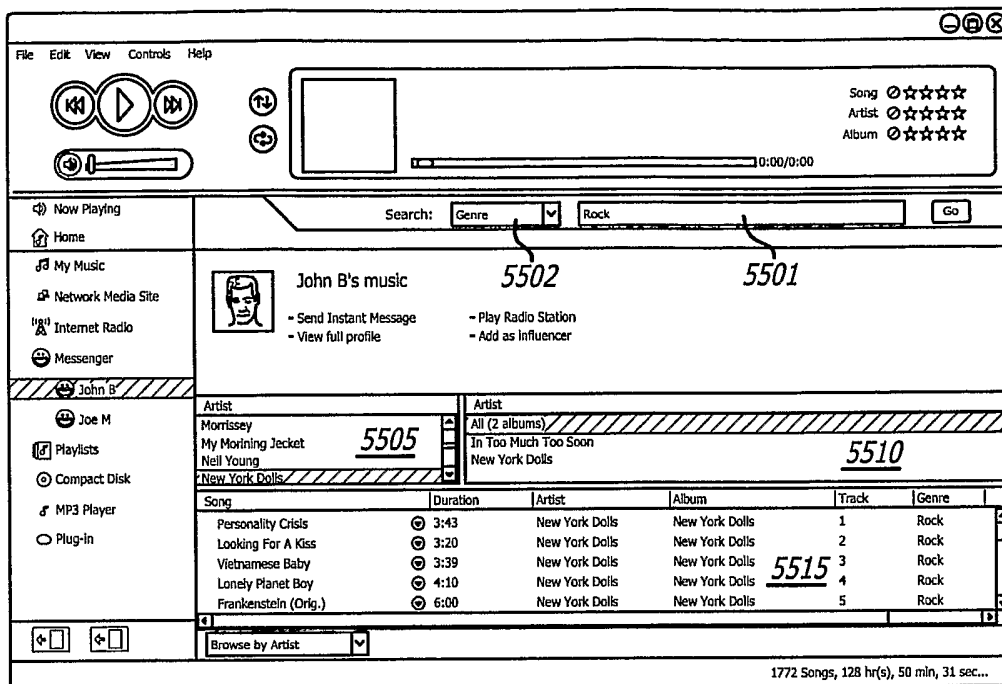


FIG. 66

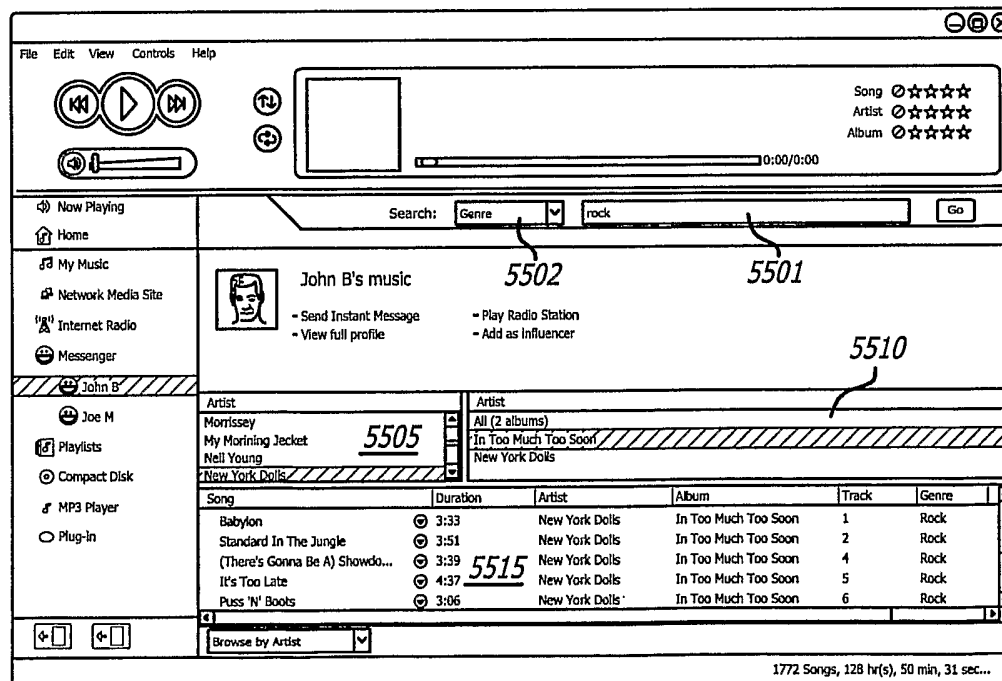


FIG. 67



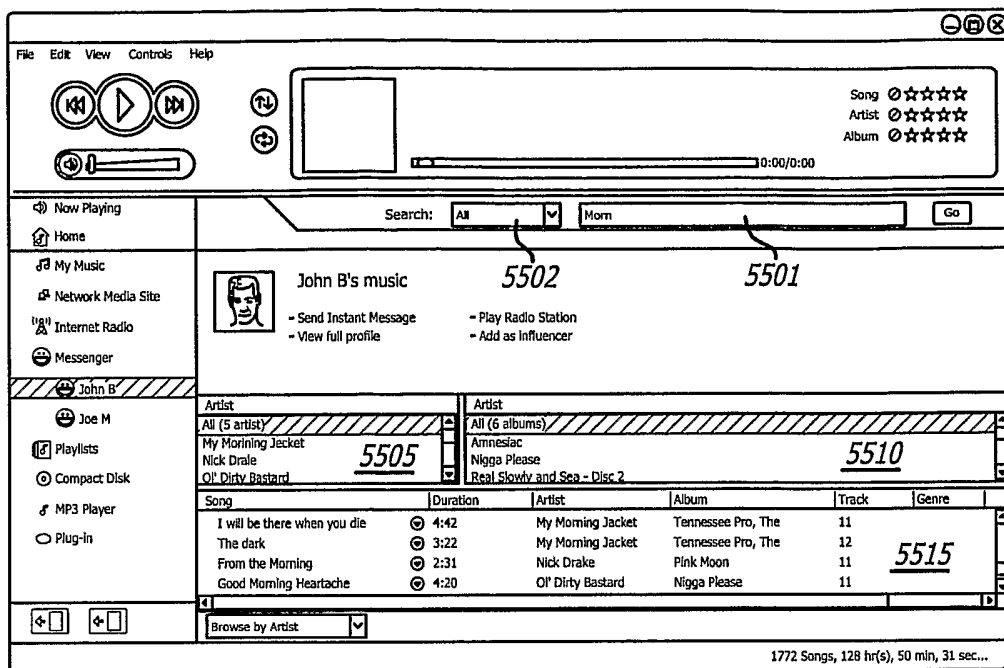


FIG. 68

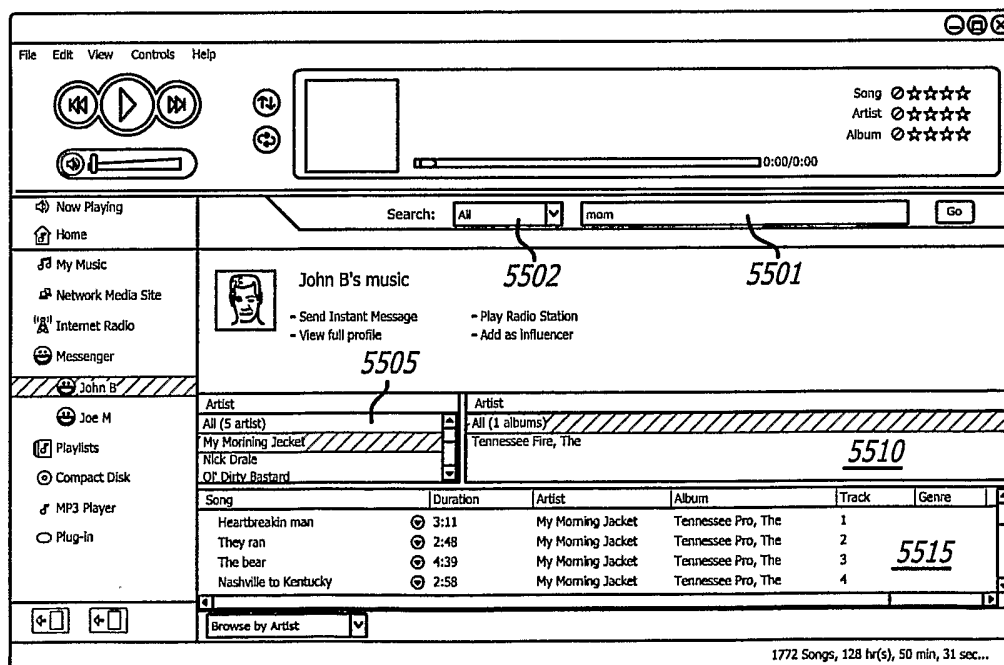


FIG. 69

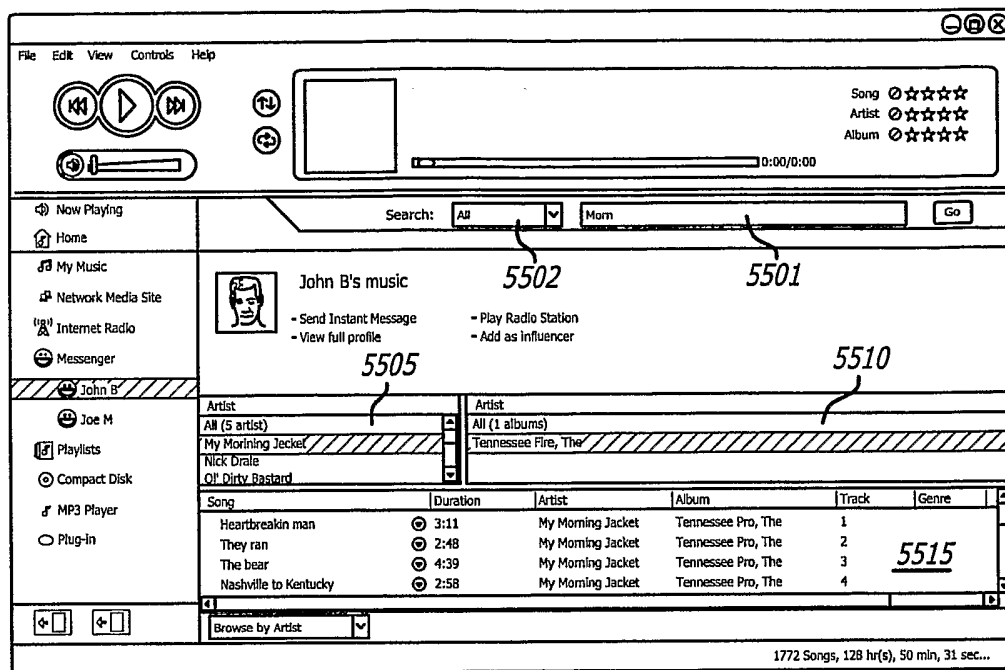


FIG. 70

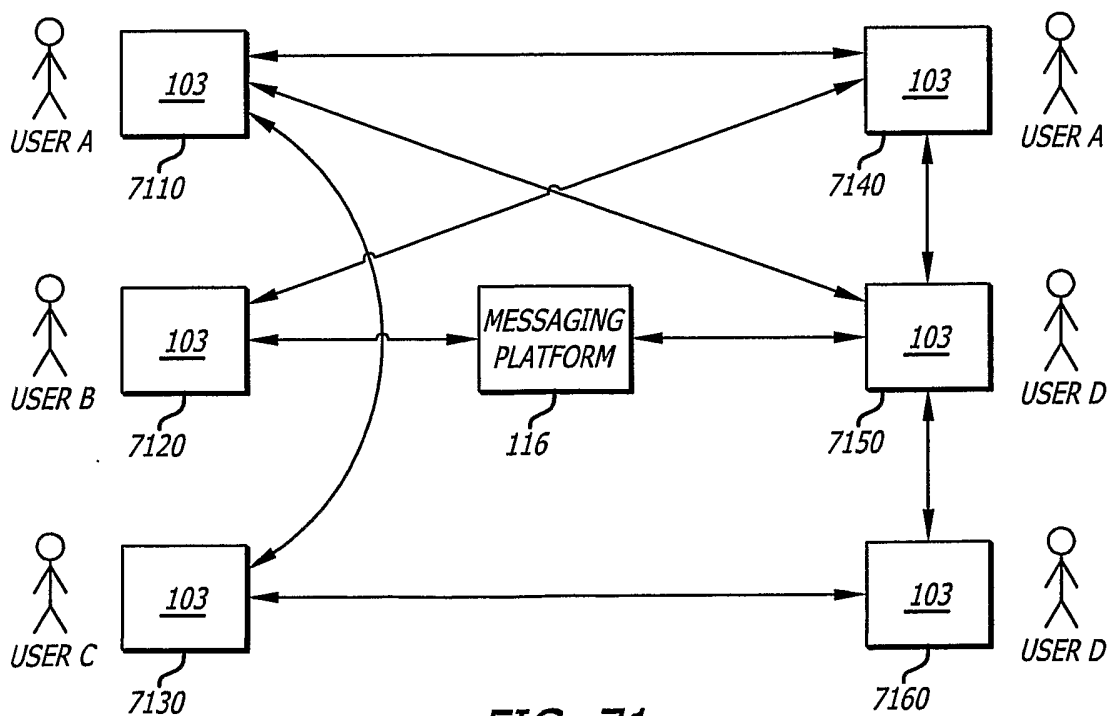


FIG. 71

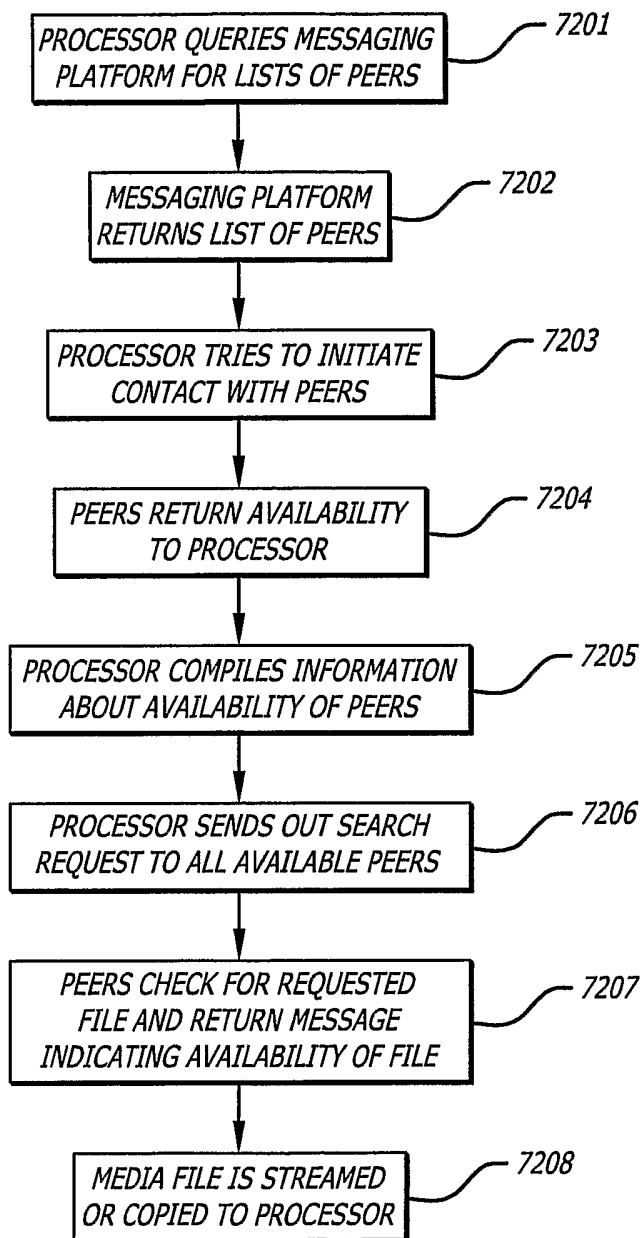


FIG. 72

### Smart Playlist Builder

SELECT A PLAYLIST Songs added to my collection in the past week Hide criteria

CREATE A PLAYLIST WITH UP TO 50 SONGS 7305

7304 MATCHING ANY OF THE FOLLOWING CRITERIA: 7303

Criteria is Value -

Criteria is Value +

7301 7302 7312

7310 GENERATE PLAYLIST SAVE CRITERIA AS...

MY SONG RATING	SONG	ARTIST	STATUS
*****	Can I Sit Next To You Girl	AC/DC	LAUNCH
*****	Baby	Ashanti	LAUNCH
*****	Satisfy My Soul	Bob Marley & The	LAUNCH
*****	Hey Ma (Radio Version)	Cam'Ron	LAUNCH
*****	Pimp Like Me	D12	LAUNCH
*****	Heaven (Radio Version)	DJ Sammy & Yanou	LAUNCH
*****	Cleanin Out My Closet	Eminem	My Library
*****	Don't Turn Off The Lights	Enrique Iglesias	LAUNCH
*****	Lay Down Sally	Eric Clapton	LAUNCH
*****	Gangsta Lovin' (Radio Edit)	Eve	LAUNCH
*****	What Do You Need?	Goo Goo Dolls	LAUNCH
*****	Down 4 U (Radio Edit)	Ja Rule	LAUNCH
*****	Sweetness	Jimmy Eat World	LAUNCH
*****	Move B***h	Ludacris	LAUNCH
*****	3:00 AM	Matchbox Twenty	My Library
*****	Goodby To You (Radio	Michelle Branch	LAUNCH
*****	Can I Sit Next To You Girl	AC/DC	LAUNCH
*****	Baby	Ashanti	LAUNCH
*****	Satisfy My Soul	Bob Marley & The	LAUNCH
*****	Hey Ma (Radio Version)	Cam'Ron	LAUNCH
*****	Pimp Like Me	D12	LAUNCH
*****	Heaven (Radio Version)	DJ Sammy & Yanou	LAUNCH
*****	Cleanin Out My Closet	Eminem	LAUNCH
*****	Don't Turn Off The Lights	Enrique Iglesias	LAUNCH
*****	Lay Down Sally	Eric Clapton	LAUNCH
*****	Gangsta Lovin' (Radio Edit)	Eve	LAUNCH
*****	What Do You Need?	Goo Goo Dolls	LAUNCH
*****	Down 4 U (Radio Edit)	Ja Rule	LAUNCH
*****	Sweetness	Jimmy Eat World	LAUNCH
*****	Move B***h	Ludacris	LAUNCH

7316 7317 7318 7319 7320 7315

PLAY ADD TO... DOWNLOAD INFO... SAVE LIST AS...

FIG. 73

## Smart Playlist Builder

7401

Music similar to an album... ▼

Select an artist 7402

Abba  
 Baremaked Ladies  
Coldplay  
 Evanescence  
 Fefe Dobson

Select an album 7403

A Rush of Blood to the Head  
Live 2003  
 Parachutes

Obecurity knob (TM) 7404

more  
mainstream

more  
obscure

GENERATE PLAYLIST 7406

SAVE CRITERIA AS... 7407

Artist variety 7405

more  
variety

less  
variety

MY SONG RATING	SONG	ARTIST	STATUS
*****	Satisfy My Soul	Bob Marley & The	LAUNCH
*****	Hey Ma (Radio Version)	Cam'Ron	LAUNCH
*****	Piimp Like Me	D12	LAUNCH
*****	Heaven (Radio Version)	DJ Sammy & Yanou	LAUNCH
*****	Cleanin Out My Closet	Eminem	My Library
*****	Don't Turn Off The Lights	Enrique Iglesias	LAUNCH
*****	Lay Down Sally	Eric Clapton	LAUNCH
*****	Gangsta Lovin' (Radio Edit)	Eve	LAUNCH
*****	What Do You Need?	Goo Goo Dolls	LAUNCH
*****	Down 4 U (Radio Edit)	Ja Rule	LAUNCH
*****	Sweetness	Jimmy Eat World	LAUNCH
*****	Move B***h	Ludacris	LAUNCH
*****	3:00 AM	Matchbox Twenty	My Library
*****	Goodby To You (Radio	Michelle Branch	LAUNCH
*****	Can I Sit Next To You Girl	AC/DC	LAUNCH
*****	Baby	Ashanti	LAUNCH
*****	Satisfy My Soul	Bob Marley & The	LAUNCH
*****	Hey Ma (Radio Version)	Cam'Ron	LAUNCH
*****	Pimp Like Me	D12	LAUNCH
*****	Heaven (Radio Version)	DJ Sammy & Yanou	LAUNCH
*****	Cleanin Out My Closet	Eminem	LAUNCH
***	Don't Turn Off The Lights	Enrique Iglesias	LAUNCH
***	Lay Down Sally	Eric Clapton	LAUNCH
***	Gangsta Lovin' (Radio Edit)	Eve	LAUNCH
***	What Do You Need?	Goo Goo Dolls	LAUNCH
***	Down 4 U (Radio Edit)	Ja Rule	LAUNCH
***	Sweetness	Jimmy Eat World	LAUNCH
***	Move B***h	Ludacris	LAUNCH

7410

PLAY 7416

ADD TO... 7417

DOWNLOAD 7418

INFO... 7419

SAVE LIST AS... 7420

FIG. 74

## Smart Playlist Builder

7401

Music similar to an song... ▾

Select an artist 7402

Abba  
Baremade Ladies  
**Coldplay**  
Evanescence  
Fefe Dobson

Select an song 7403

Clocks  
**In My Place**  
Politik  
Spies  
Trouble

Obecurity knob (TM) 7404

more mainstream

☐
☒
☐

more obscure

Artist variety 7405

more variety

☐
☒
☐

less variety

GENERATE PLAYLIST

SAVE CRITERIA AS...

MY SONG RATING	SONG	ARTIST	STATUS
*****	Satisfy My Soul	Bob Marley & The	LAUNCH
*****	Hey Ma (Radio Version)	Cam'Ron	LAUNCH
*****	Pimp Like Me	D12	LAUNCH
*****	Heaven (Radio Version)	DJ Sammy & Yanou	LAUNCH
*****	Cleanin Out My Closet	Eminem	My Library
*****	Don't Turn Off The Lights	Enrique Iglesias	LAUNCH
*****	Lay Down Sally	Eric Clapton	LAUNCH
*****	Gangsta Lovin' (Radio Edit)	Eve	LAUNCH
*****	What Do You Need?	Goo Goo Dolls	LAUNCH
*****	Down 4 U (Radio Edit)	Ja Rule	LAUNCH
*****	Sweetness	Jimmy Eat World	LAUNCH
*****	Move B***h	Ludacris	LAUNCH
*****	3:00 AM	Matchbox Twenty	My Library
*****	Goodby To You (Radio	Michelle Branch	LAUNCH
*****	Can I Sit Next To You Girl	AC/DC	LAUNCH
*****	Baby	Ashanti	LAUNCH
*****	Satisfy My Soul	Bob Marley & The	LAUNCH
*****	Hey Ma (Radio Version)	Cam'Ron	LAUNCH
*****	Pimp Like Me	D12	LAUNCH
*****	Heaven (Radio Version)	DJ Sammy & Yanou	LAUNCH
*****	Cleanin Out My Closet	Eminem	LAUNCH
***	Don't Turn Off The Lights	Enrique Iglesias	LAUNCH
***	Lay Down Sally	Eric Clapton	LAUNCH
***	Gangsta Lovin' (Radio Edit)	Eve	LAUNCH
***	What Do You Need?	Goo Goo Dolls	LAUNCH
***	Down 4 U (Radio Edit)	Ja Rule	LAUNCH
***	Sweetness	Jimmy Eat World	LAUNCH
***	Move B***h	Ludacris	LAUNCH

7410

PLAY

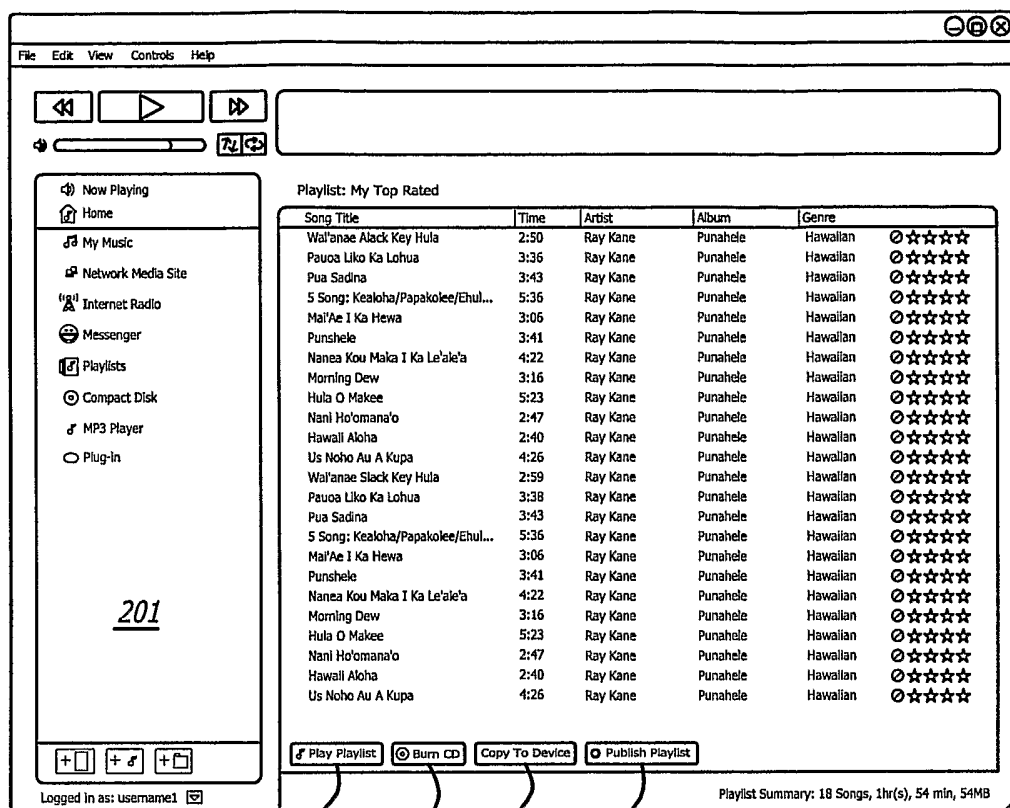
ADD TO...

DOWNLOAD

INFO...

SAVE LIST AS...

FIG. 75



7630 7631 7632 7633

FIG. 76

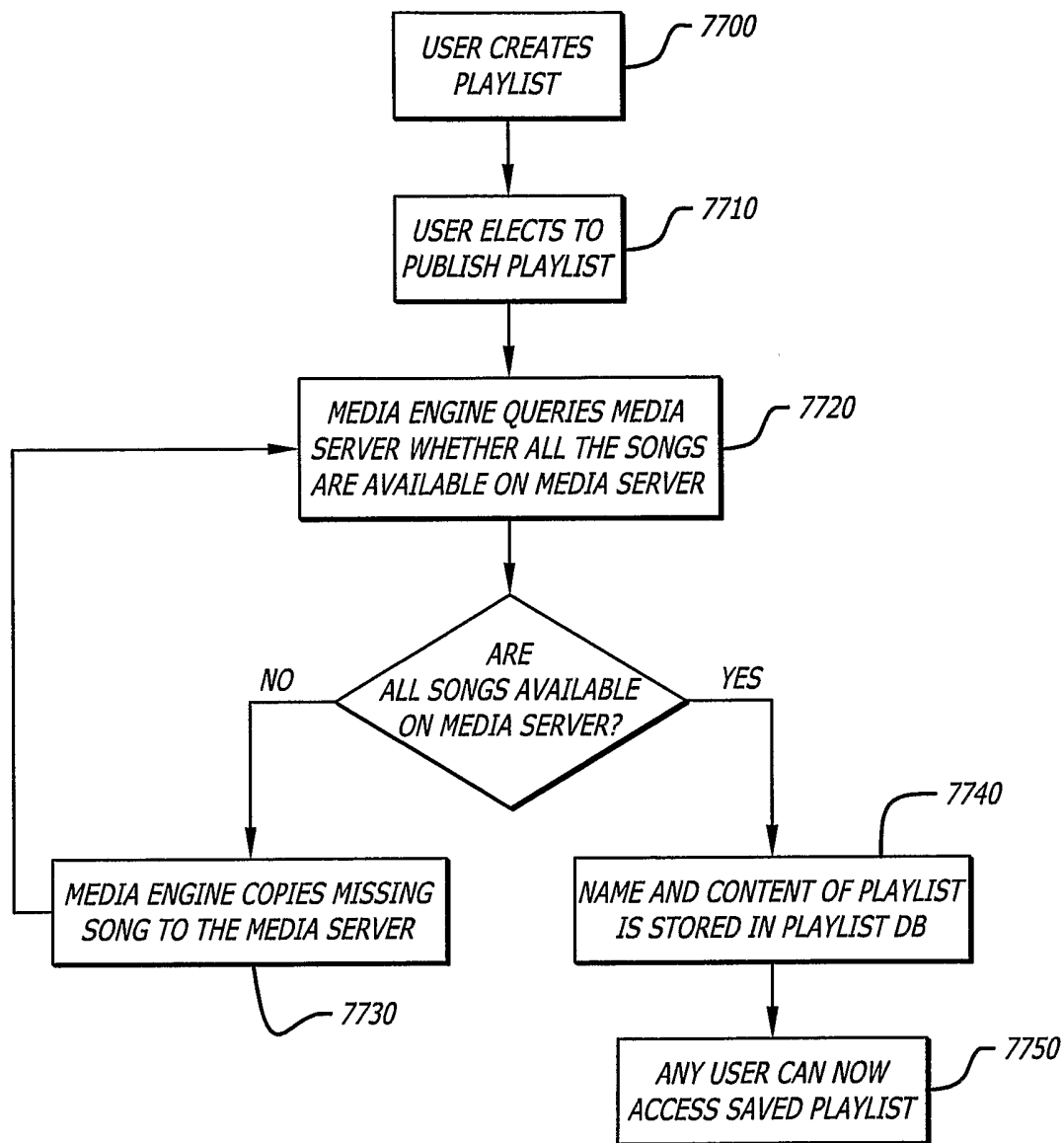


FIG. 77



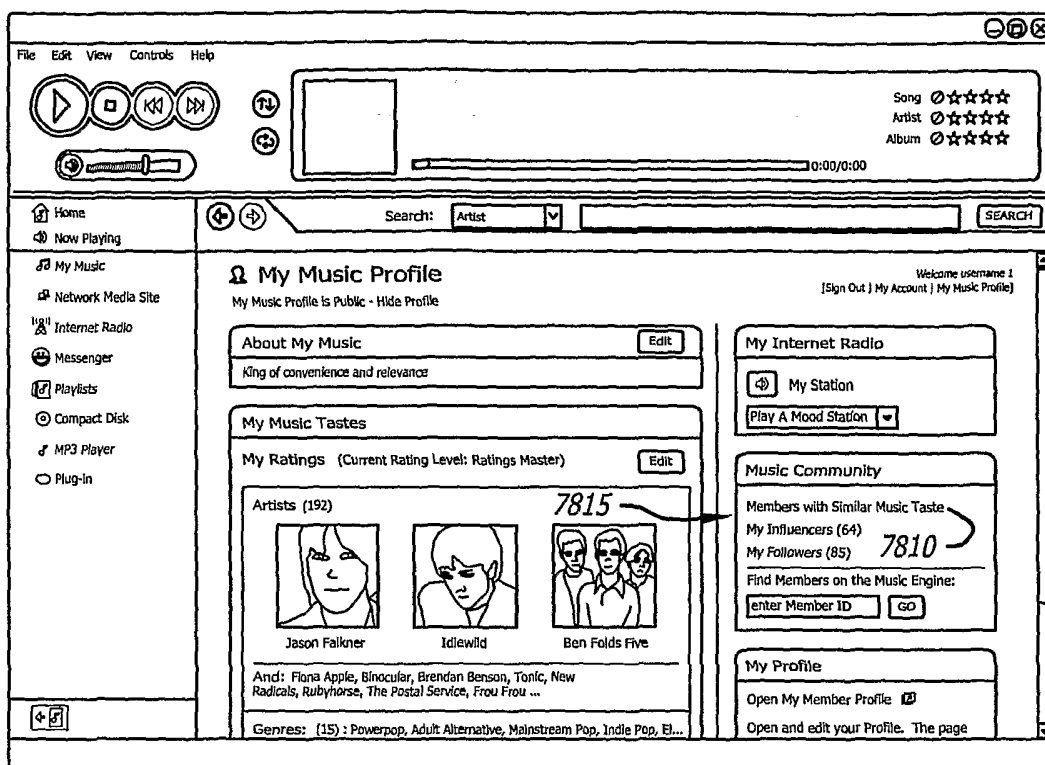


FIG. 78

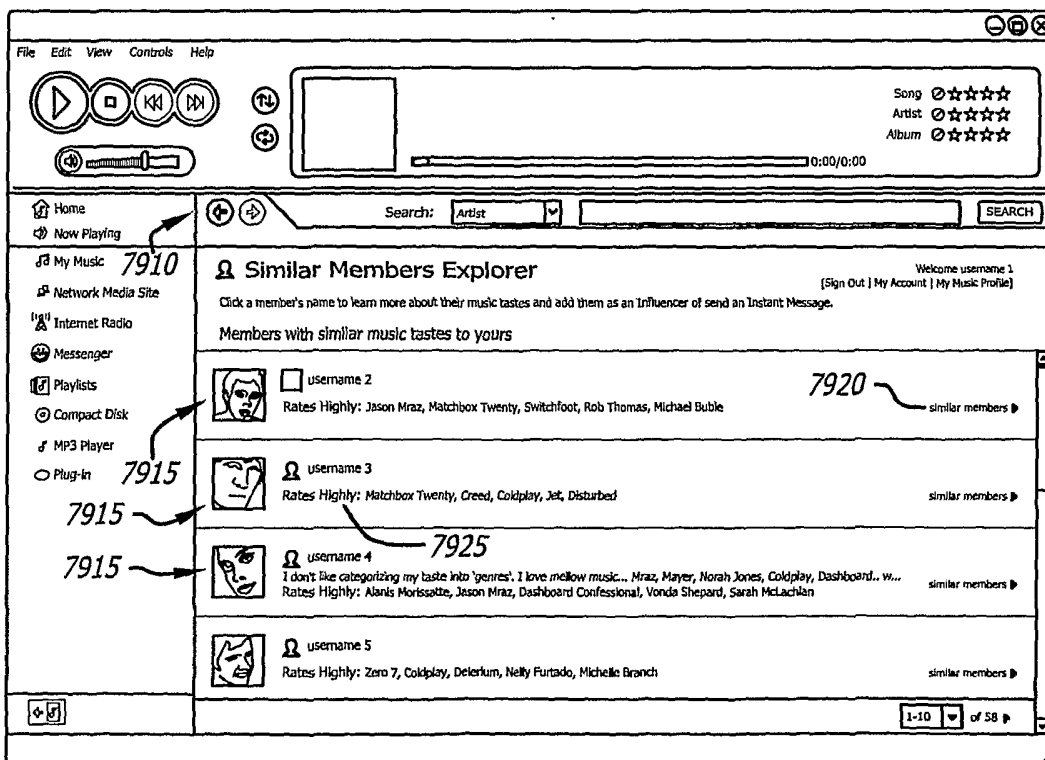


FIG. 79

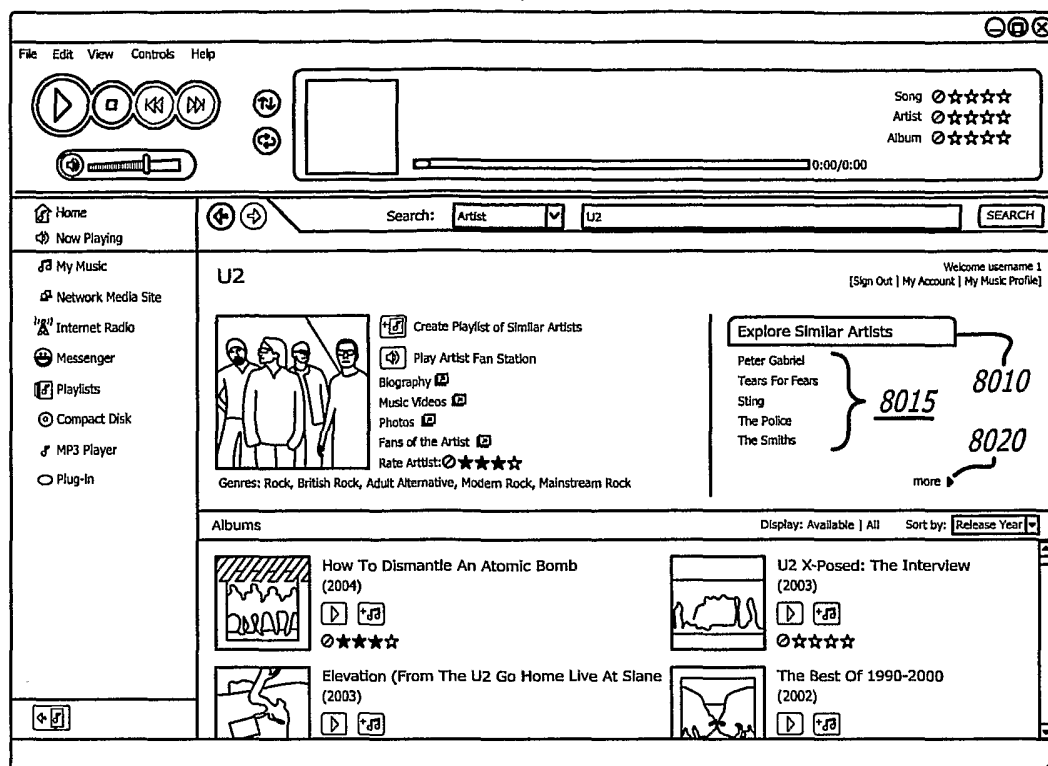


FIG. 80

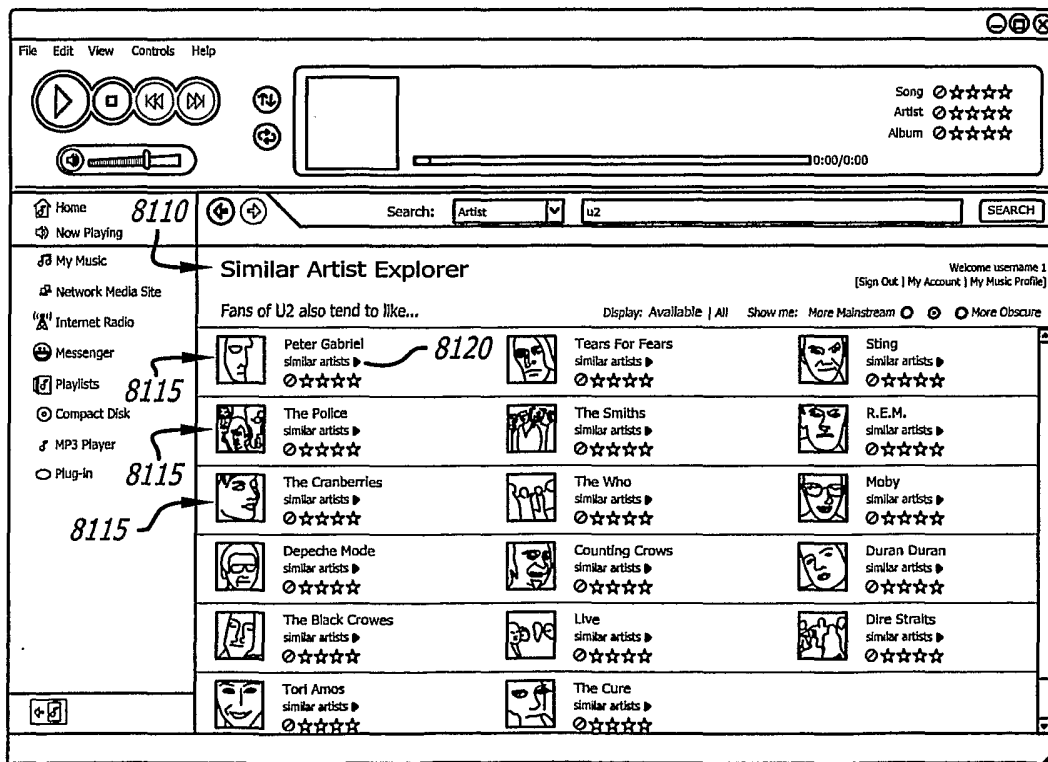


FIG. 81

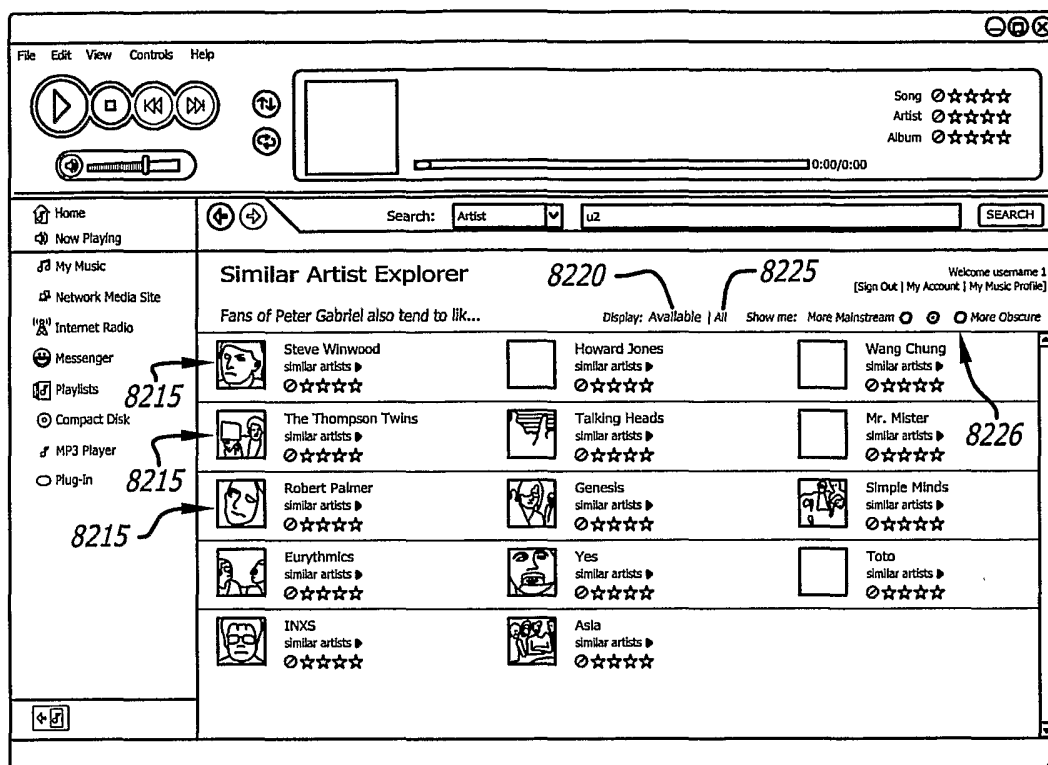


FIG. 82

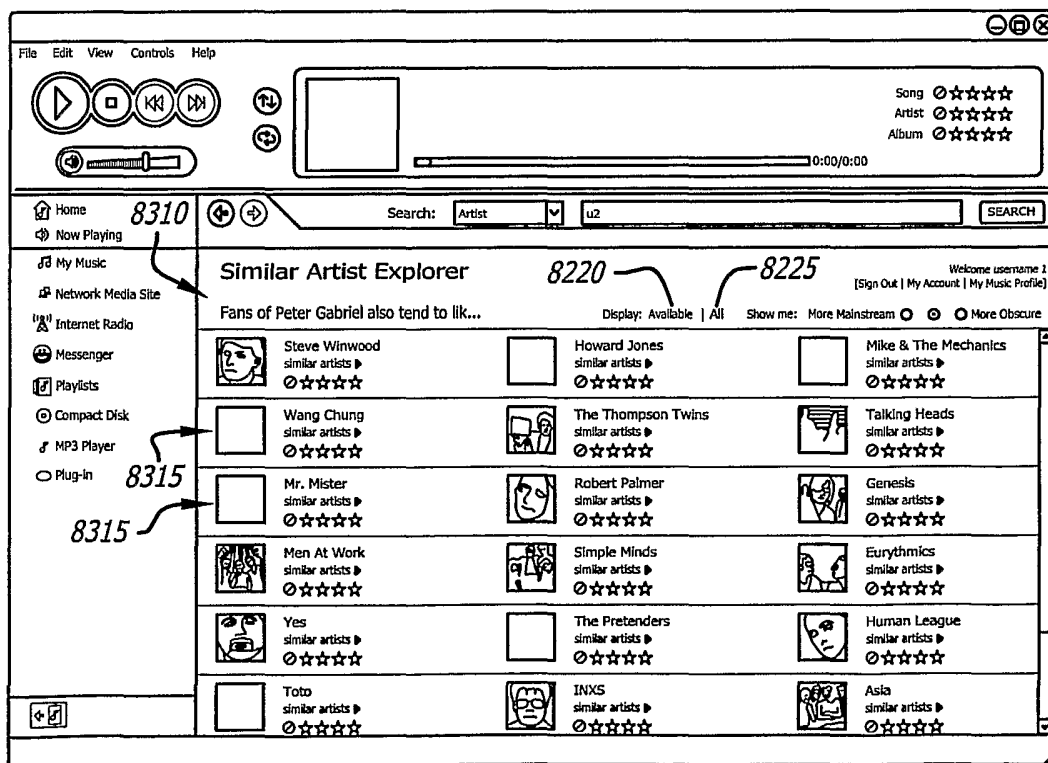


FIG. 83

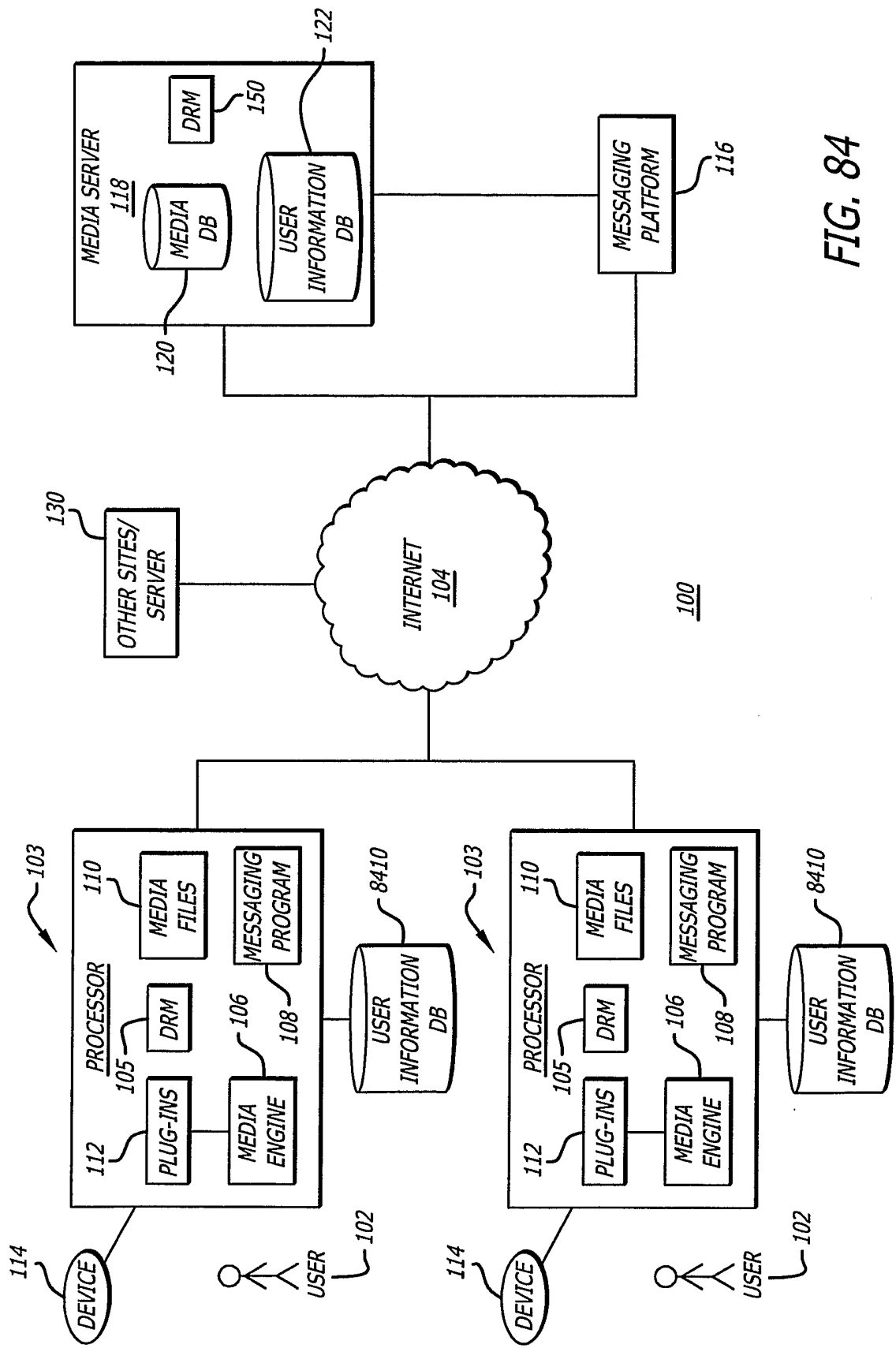


FIG. 84