

(12) STANDARD PATENT
(19) AUSTRALIAN PATENT OFFICE

(11) Application No. **AU 2002248339 B2**

(54) Title
Substituted Arylamine Derivatives and Methods of Use

(51)⁷ International Patent Classification(s)
C07D 213/81 C07D 413/12
C07D 213/82 A61K 031/44
C07D 401/12 A61P 019/00
C07D 405/12 A61P 035/00
C07D 401/14

(21) Application No: **2002248339** (22) Date of Filing: **2002.01.11**

(87) WIPO No: **WO02/055501**

(30) Priority Data

(31) Number	(32) Date	(33) Country
60/261,360	2001.01.12	US
60/323,686	2001.09.19	US
10/046,526	2002.01.10	US

(43) Publication Date: **2002.07.24**

(43) Publication Journal Date: **2003.02.06**

(44) Accepted Journal Date: **2005.07.28**

(71) Applicant(s)
Amgen Inc.

(72) Inventor(s)
Chen, Guoqing; Booker, Shon; Cai, Guolin; Croghan, Michael; Dipietro, Lucian; Dominguez, Celia; Elbaum, Daniel; Germain, Julie; Huang, Qi; Kim, Joseph, L.; Kim, Tae-Seong; Patel, Vinod, F.; Smith, Leon, M.; Tasker, Andrew; Xi, Ning; Xu, Shimin; Yuan, Chester, Chenguang

(74) Agent / Attorney
Shelston IP, Level 21 60 Margaret Street, Sydney, NSW, 2000

(56) Related Art
AU 72402/01

(12) INTERNATIONAL APPLICATION PUBLISHED UNDER THE PATENT COOPERATION TREATY (PCT)

(19) World Intellectual Property Organization
International Bureau



(43) International Publication Date
18 July 2002 (18.07.2002)

PCT

(10) International Publication Number
WO 02/055501 A3

(51) International Patent Classification⁷: C07D 213/81,
213/82, 401/12, 405/12, 401/14, 413/12, A61K 31/44,
A61P 19/00, 35/00

(21) International Application Number: PCT/US02/00742

(22) International Filing Date: 11 January 2002 (11.01.2002)

(25) Filing Language: English

(26) Publication Language: English

(30) Priority Data:

60/261,360	12 January 2001 (12.01.2001)	US
60/323,686	19 September 2001 (19.09.2001)	US
10/046,526	10 January 2002 (10.01.2002)	US

(71) Applicant: AMGEN INC. [US/US]; One Amgen Center Drive, Thousand Oaks, CA 91320-1799 (US).

(72) Inventors: CHEN, Guoqing; 515 Oakbury Court, Thousand Oaks, CA 91360 (US). BOOKER, Shon; 587 North Ventu Park Road, Suite E, Newbury Park, CA 91320 (US). CAI, Guolin; 2382 Whitechapple Place, Thousand Oaks, CA 91362 (US). CROGHAN, Michael; 1108 Dover Lane, Ventura, CA 93001 (US). DIPIETRO, Lucian; 37 Centennial Avenue, Gloucester, MA 01930 (US). DOMINGUEZ, Celia; 963 Cedarcliff Court, Thousand Oaks, CA 91362 (US). ELBAUM, Daniel; 25 Sherrin Road, Newton, MA 02462 (US). GERMAIN, Julie; 28 Woods Avenue, Somerville, MA 02144 (US). HUANG, Qi; 12308 Willow Forest Drive, Moorpark, CA 93021 (US). KIM, Joseph, L.; 20 Green Way, Wayland, MA 01778 (US). KIM, Tae-Seong; 1580 Dover Avenue, Thousand Oaks, CA 91360 (US). PATEL, Vinod, F.; 3

Mossy Lane, Acton, MA 01720 (US). SMITH, Leon, M.; 33 Julie Court, Sommerset, NJ 08873 (US). TASKER, Andrew; 561 Granite Hills Street, Simi Valley, CA 93065 (US). XI, Ning; 565 Timberwood Avenue, Thousand Oaks, CA 91360 (US). XU, Shimin; 1890 West Hillcrest Drive, Number 406, Newbury Park, CA 91320 (US). YUAN, Chester, Chenguang; 1416 Geyser Court, Newbury Park, CA 91320 (US).

(74) Agents: ODRE, Steven, M. et al.; Amgen Inc., One Amgen Center Drive, M/S 27-4-A, Thousand Oaks, CA 91320-1799 (US).

(81) Designated States (national): AE, AG, AI., AM, AT, AU, AZ, BA, BB, BG, BR, BY, BZ, CA, CH, CN, CO, CR, CU, CZ, DE, DK, DM, DZ, EC, EE, ES, FI, GB, GD, GE, GH, GM, HR, HU, ID, IL, IN, IS, JP, KE, KG, KP, KR, KZ, LC, LK, LR, LS, LT, LU, LV, MA, MD, MG, MK, MN, MW, MX, MZ, NO, NZ, OM, PH, PL, PT, RO, RU, SD, SE, SG, SI, SK, SL, TJ, TM, TN, TR, TT, TZ, UA, UG, UZ, VN, YU, ZA, ZW.

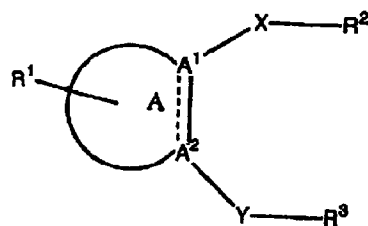
(84) Designated States (regional): ARIPO patent (GI, GM, KE, LS, MW, MZ, SD, SL, SZ, TZ, UG, ZM, ZW), Eurasian patent (AM, AZ, BY, KG, KZ, MD, RU, TJ, TM), European patent (AT, BE, CH, CY, DE, DK, ES, FI, FR, GB, GR, IE, IT, LU, MC, NL, PT, SE, TR), OAPI patent (BF, BJ, CF, CG, CI, CM, GA, GN, GQ, GW, ML, MR, NE, SN, TD, TG).

Published:

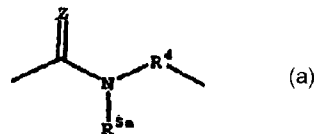
- with international search report
- before the expiration of the time limit for amending the claims and to be republished in the event of receipt of amendments

[Continued on next page]

(54) Title: N PYRIDYL CARBOXAMIDE DERIVATIVES AND PHARMACEUTICAL COMPOSITIONS CONTAINING THEM



(I)



(a)

(57) Abstract: Selected compounds of formula (I), wherein each of A¹ and A² is independently C or N; wherein A¹-A² form part of a ring A selected from 5- or 6- membered heteroaryl; wherein X is; wherein Z is oxygen or sulfur; are effective for prophylaxis and treatment of diseases, such as angiogenesis mediated diseases. The invention encompasses novel compounds, analogs, prodrugs and pharmaceutically acceptable derivatives thereof, pharmaceutical compositions and methods for prophylaxis and treatment of diseases and other maladies or conditions involving, cancer and the like. The subject invention also relates to processes for making such compounds as well as to intermediates useful in such processes.



WO 02/055501 A3



(88) Date of publication of the international search report:
19 December 2002

For two-letter codes and other abbreviations, refer to the "Guidance Notes on Codes and Abbreviations" appearing at the beginning of each regular issue of the PCT Gazette.

SUBSTITUTED ARYLAMINE DERIVATIVES AND METHODS OF USE**FIELD OF THE INVENTION**

5

This invention is in the field of pharmaceutical agents and specifically relates to compounds, compositions, uses and methods for treating cancer and angiogenesis-related disorders.

10

BACKGROUND OF THE INVENTION

Any discussion of the prior art throughout the specification should in no way be considered as an admission that such prior art is widely known or forms part of common general knowledge in the field.

15

Protein kinases represent a large family of proteins which play a central role in the regulation of a wide variety of cellular processes, maintaining control over cellular function. A partial list of such kinases includes abl, Akt, bcr-abl, Blk, Brk, Btk, c-kit, c-met, c-src, CDK1, CDK2, CDK3, CDK4, CDK5, CDK6, CDK7, CDK8, CDK9, CDK10, cRaf1, CSF1R, CSK, EGFR, ErbB2, ErbB3, ErbB4, Erk, Fak, fes, FGFR1, FGFR2, FGFR3, FGFR4, FGFR5, Fgr, flt-1, Fps, Frk, Fyn, Hck, IGF-1R, INS-R, Jak, KDR, Lck, Lyn, MEK, p38, PDGFR, PIK, PKC, PYK2, ros, tie, tie2, TRK, Yes, and Zap70. Inhibition of such kinases has become an important therapeutic target.

20

Certain diseases are known to be associated with deregulated angiogenesis, for example ocular neovascularisation, such as retinopathies (including diabetic retinopathy), age-related macular degeneration, psoriasis, hemangioblastoma, hemangioma, arteriosclerosis, inflammatory disease, such as a rheumatoid or rheumatic inflammatory disease, especially arthritis (including rheumatoid arthritis), or other chronic inflammatory disorders, such as chronic asthma, arterial or post-transplantational atherosclerosis, endometriosis, and neoplastic diseases, for example so-called solid tumors and liquid tumors (such as leukemias).

25
30

- 2 -

At the center of the network regulating the growth and differentiation of the vascular system and its components, both during embryonic development and normal growth, and in a wide number of pathological anomalies and diseases, lies the angiogenic factor known as Vascular Endothelial Growth Factor" (VEGF; originally termed 'Vascular Permeability Factor', VPF), along with its cellular receptors (see G. Breier et al., Trends in Cell Biology, 6, 454-6 (1996)).

VEGF is a dimeric, disulfide-linked 46-kDa glycoprotein related to "Platelet-Derived Growth Factor" (PDGF); it is produced by normal cell lines and tumor cell lines; is an endothelial cell-specific mitogen; shows angiogenic activity in in vivo test systems (e.g. rabbit cornea); is chemotactic for endothelial cells and monocytes; and induces plasminogen activators in endothelial cells, which are involved in the proteolytic degradation of extracellular matrix during the formation of capillaries. A number of isoforms of VEGF are known, which show comparable biological activity, but differ in the type of cells that secrete them and in their heparin-binding capacity. In addition, there are other members of the VEGF family, such as "Placenta Growth Factor" (PlGF) and VEGF-C.

VEGF receptors (VEGFR) are transmembranous receptor tyrosine kinases. They are characterized by an extracellular domain with seven immunoglobulin-like domains and an intracellular tyrosine kinase domain. Various types of VEGF receptor are known, e.g. VEGFR-1 (also known as flt-1), VEGFR-2 (also known as KDR), and VEGFR-3.

A large number of human tumors, especially gliomas and carcinomas, express high levels of VEGF and its receptors. This has led to the hypothesis that the VEGF released by tumor cells stimulates the growth of blood capillaries and the proliferation of tumor endothelium in a paracrine manner and through the improved blood supply, accelerate tumor

- 3 -

growth. Increased VEGF expression could explain the occurrence of cerebral edema in patients with glioma. Direct evidence of the role of VEGF as a tumor angiogenesis factor *in vivo* is shown in studies in which VEGF expression or VEGF activity was inhibited. This was achieved with anti-VEGF antibodies, with dominant-negative VEGFR-2 mutants which inhibited signal transduction, and with antisense-VEGF RNA techniques. All approaches led to a reduction in the growth of glioma cell lines or other tumor cell lines *in vivo* as a result of inhibited tumor angiogenesis.

Angiogenesis is regarded as an absolute prerequisite for tumors which grow beyond a diameter of about 1-2 mm; up to this limit, oxygen and nutrients may be supplied to the tumor cells by diffusion. Every tumor, regardless of its origin and its cause, is thus dependent on angiogenesis for its growth after it has reached a certain size.

Three principal mechanisms play an important part in the activity of angiogenesis inhibitors against tumors: 1) Inhibition of the growth of vessels, especially capillaries, into avascular resting tumors, with the result that there is no net tumor growth owing to the balance that is achieved between cell death and proliferation; 2) Prevention of the migration of tumor cells owing to the absence of blood flow to and from tumors; and 3) Inhibition of endothelial cell proliferation, thus avoiding the paracrine growth-stimulating effect exerted on the surrounding tissue by the endothelial cells which normally line the vessels. See R. Connell and J. Beebe, *Exp. Opin. Ther. Patents*, 11, 77-114 (2001).

VEGF's are unique in that they are the only angiogenic growth factors known to contribute to vascular hyperpermeability and the formation of edema. Indeed, vascular hyperpermeability and edema that is associated with

- 4 -

the expression or administration of many other growth factors appears to be mediated via VEGF production.

Inflammatory cytokines stimulate VEGF production.

Hypoxia results in a marked upregulation of VEGF in numerous
5 tissues, hence situations involving infarct, occlusion, ischemia, anemia, or circulatory impairment typically invoke VEGF/VPF-mediated responses. Vascular hyperpermeability, associated edema, altered transendothelial exchange and macromolecular extravasation, which is often accompanied by
10 diapedesis, can result in excessive matrix deposition, aberrant stromal proliferation, fibrosis, etc. Hence, VEGF-mediated hyperpermeability can significantly contribute to disorders with these etiologic features. As such, regulators of angiogenesis have become an important therapeutic target.

15 Schipper US patent 3,226,394, issued Dec. 28, 1965, describes anthranilamides as CNS depressants. Japanese patent JP2000256358 describes pyrazole derivatives that block the calcium release-activated calcium channel. EP application 9475000, published 6 October 1999, describes
20 compounds as PGE₂ antagonists. PCT publication WO96/41795, published 27 December 1996, describes benzamides as vasopressin antagonists. WO01/29009 describes aminopyridines as KDR inhibitors. WO01/30745 describes anthranilic acids as CGMP phosphodiesterase inhibitors.
25 WO00/02851, published 20 Jan 2000 describes arylsulfonylaminoaryl amides as guanylate cyclase activators. WO98/45268 describes nicotinamide derivatives as PDE4 inhibitors. WO98/24771 describes benzamides as vasopressin antagonists.

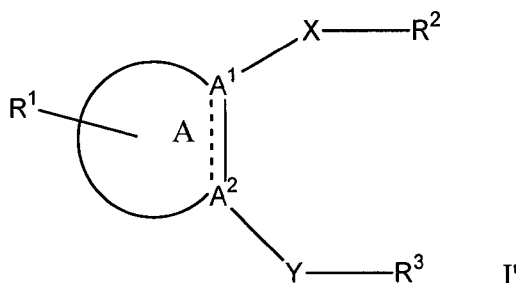
30 US Patent No. 5,532,358, issued July 2, 1996, describes the preparation of 2-(cyclopropylamino)-N-(2-methoxy-4-methyl-3-pyridinyl)-3-pyridinecarboxamide as an intermediate for HIV inhibitors. Triazine-substituted amines are described for their aggregating ability (J. Amer.

- 5 -

Chem. Soc., 115, 905-16 (1993). Substituted imidazolines were tested for their antidepressant activity in Ind. J. Het. Chem., 2, 129-32 (1992). N-(4-Pyridyl)anthranilic amides were described in Chem Abstr. 97:109837 (1981). PCT publication WO99/32477, published 1 July 1999, describes anthranilamides as anti-coagulants. US patent 6,140,351 describes anthranilamides as anti-coagulants. PCT publication WO99/62885, published 9 December 1999, describes 1-(4-aminophenyl)pyrazoles as antiinflammatories. PCT publication WO00/39111, published 6 July 2000, describes amides as factor Xa inhibitors. PCT publication WO00/39117, published 6 July 2000, describes heteroaromatic amides as factor Xa inhibitors. PCT publication WO00/27819, published 18 May 2000, describes anthranilic acid amides as VEGF inhibitors. PCT publication WO00/27820 published 18 May 2000, describes N-aryl anthranilic acid amides as VEGF inhibitors. 7-Chloroquinolinylamines are described in FR2168227 as antiinflammatories. WO01/55114, published 2 Aug. 2001, describes nicotinamides for the treatment of cancer. WO01/55115, published 2 Aug. 2001, describes nicotinamides for the treatment of apoptosis. WO01/85715, published 15 November 2001, describes substituted pyridines and pyrimidines as anti-angiogenesis agents. PCT publication WO01/85691 published 15 November 2001, describes anthranilic amides as VEGF inhibitors. PCT publication WO01/85671 published 15 November 2001, describes anthranil amides as VEGF inhibitors. PCT publication WO01/81311 published 1 November 2001, describes anthranilic amides as VEGF inhibitors. However, compounds of the current invention have not been described as inhibitors of angiogenesis such as for the treatment of cancer.

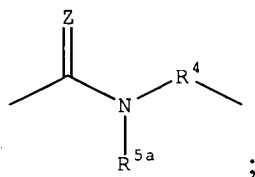
SUMMARY OF THE INVENTION

According to a first aspect of the present invention there is provided a compound of formula I'



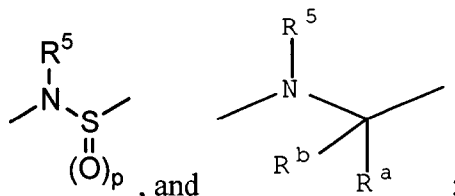
wherein each of A¹ and A² is C;

wherein A¹-A² form part of a ring A selected from pyridinyl;



wherein X is

wherein Z is oxygen;



Y is selected from

wherein p is 2,

wherein R^a and R^b are H;

wherein R¹ is H;

wherein R² is substituted or unsubstituted phenyl,

wherein substituted R² is substituted with one or more substituents independently selected from halo, -OR⁷, oxo, -SR⁷, -CO₂R⁷, -CONR⁷R⁷, -COR⁷, -NR⁷R⁷, -NH(C₁-C₄ alkylene)R⁹, -SO₂R⁷, -SO₂NR⁷R⁷, -NR⁷C(O)OR⁷, -NR⁷C(O)R⁷, -NR⁷C(O)NR⁷R⁷, optionally substituted cycloalkyl, optionally substituted heterocyclyl, optionally substituted phenyl, halosulfonyl, cyano, alkylaminoalkoxy, alkylaminoalkoxyalkoxy, nitro, lower alkyl, lower alkenyl and lower alkynyl;

- wherein R^3 is selected from phenyl unsubstituted or substituted with one or more substituents independently selected from halo, $-OR^7$, $-SR^7$, $-SO_2R^7$, $-CO_2R^7$, $-CONR^7R^7$, $-COR^7$, $-NR^7R^7$, $-SO_2NR^7R^7$, $-NR^7C(O)OR^7$, $-NR^7C(O)R^7$, optionally substituted cycloalkyl, optionally substituted heterocyclyl, optionally substituted phenyl, nitro, alkylaminoalkoxyalkoxy, cyano, alkylaminoalkoxy, lower alkyl, lower alkenyl and lower alkynyl;
- wherein R^4 is a direct bond;
- wherein R^5 is H;
- wherein R^{5a} is H;
- 10 wherein R^7 is selected from H, lower alkyl, optionally substituted phenyl, optionally substituted heterocyclyl, optionally substituted C_3 - C_6 -cycloalkyl, optionally substituted phenyl- C_{1-6} -alkyl, optionally substituted heterocyclyl- C_{1-6} -alkyl, optionally substituted C_3 - C_6 cycloalkyl- C_{1-6} -alkyl, alkylaminoalkyl, and lower haloalkyl; and
- 15 wherein R^9 is selected from H, optionally substituted phenyl, optionally substituted 5-6 membered heterocyclyl and optionally substituted C_3 - C_6 cycloalkyl;
- or pharmaceutically acceptable derivatives thereof;
- provided R^2 is not 3-trifluoromethylphenyl, when X is $-C(O)NH-$, when Y is $-NH-CH_2-$ and R^3 is 3-(N-methylamino-carbonyl)phenyl, 4-hydroxyphenyl, 3-
- 20 hydroxyphenyl or phenyl;
- further provided R^2 is not substituted with $-SO_2NR^7R^7$ when Y is $-NHSO_2-$;
- further provided R^2 is not substituted with $-SO_2R^7$ when Y is $-NHSO_2-$ and when R^7 is fluoro or 6-membered nitrogen-containing heterocyclyl; and
- further provided R^2 is not 2-methoxyphenyl, when X is $-C(O)NH-$, when Y is $-NH-CH_2-$
- 25 and R^3 is phenyl.

According to a second aspect of the present invention there is provided a pharmaceutical composition comprising a pharmaceutically-acceptable carrier and a compound as in the first aspect.

- According to a third aspect of the present invention there is provided a method of
- 30 treating cancer in a subject, said method comprising administering an effective amount of a compound as in the first aspect.

According to a fourth aspect of the present invention there is provided a method of treating angiogenesis in a subject, said method comprising administering an effective amount of a compound as in the first aspect.

According to a fifth aspect of the present invention there is provided a compound
5 as in the first aspect for use in a method of therapeutic treatment for the human or animal body.

According to a sixth aspect of the present invention there is provided a method of treating KDR-related disorders in a mammal, said method comprising administering an effective amount of a compound as in the first aspect.

10 According to a seventh aspect of the present invention there is provided a method of treating proliferation-related disorders in a mammal, said method comprising administering an effective amount of a compound as in the first aspect.

According to an eighth aspect of the present invention there is provided use of a compound of the first aspect for preparing a medicament for the treatment of cancer.

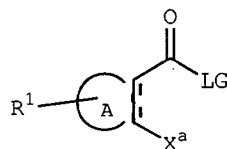
15 According to a ninth aspect of the present invention there is provided use of a compound of the first aspect for preparing a medicament for the treatment of angiogenesis.

According to a tenth aspect, the present invention provides use of a compound of the first aspect for preparing a medicament for the treatment of a KDR-related disorder.

20 According to an eleventh aspect of the present invention there is provided use of a compound of the first aspect for preparing a medicament for the treatment of cell proliferation.

According to a twelfth aspect of the present invention there is provided a compound of the first aspect and pharmaceutically acceptable derivatives thereof; for use as an active therapeutic substance.

25 According to a thirteenth aspect of the present invention there is provided a process for preparing compounds of the first aspect comprising treatment of a compound of the formula



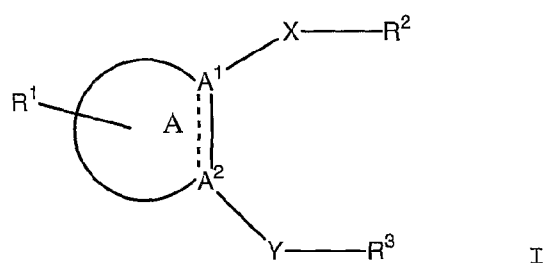
30 with a primary amine, in the presence of base and an inert solvent; followed by coupling with a primary or secondary a substituted benzylamine;

where LG is halo, X^a is halo, ring A, and R¹ are as defined in the first aspect.

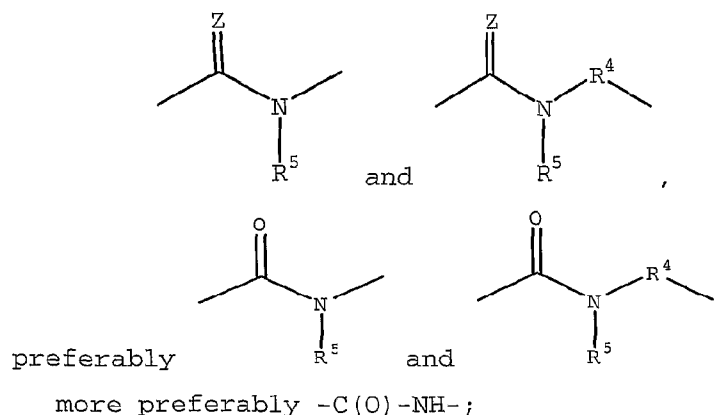
- 6 -

DESCRIPTION OF THE INVENTION

A class of compounds useful in treating cancer and
 5 angiogenesis is defined by Formula I



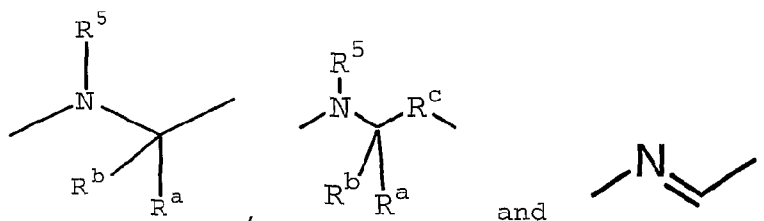
- wherein each of A¹ and A² is independently C or N;
 10 wherein A¹-A² together are part of a ring A selected from 5-
 or 6-membered heteroaryl,
 more preferably 5-membered heteroaryl selected from
 thienyl, oxazolyl, imidazolyl, pyrrolyl,
 pyrazolyl, isoxazolyl, triazolyl, isothiazolyl,
 15 and
 6-membered heteroaryl selected from pyridyl,
 pyrazinyl, pyrimidinyl and pyridazinyl,
 even more preferably pyridyl or pyrimidinyl,
 most preferably pyridyl;
 20 wherein X is selected from




- 7 -

wherein Z is oxygen or sulfur;

wherein Y is selected from



preferably selected from



5

more preferably -NH-CH₂-;

wherein R^a and R^b are independently selected from H, halo,

and C₁₋₄-alkyl substituted with R¹, or wherein R^a and R^b

together form C₃₋₄ cycloalkyl,

10 preferably H, halo, and C₁₋₂-alkyl substituted with R¹, or

wherein R^a and R^b together form C₃₋₄ cycloalkyl,

more preferably H, halo and C₁₋₂-alkyl,

even more preferably H;

wherein R^c is C₁₋₄ alkylenyl, where one of the CH₂ groups

15 may be substituted with an oxygen atom or an -NH-,

preferably C₁₋₂ alkylenyl, where one of the CH₂ groups

may be substituted with an oxygen atom or an -NH-,

more preferably -CH₂-;

wherein R¹ is one or more substituents independently

20 selected from H, halo, -OR⁷, oxo, -SR⁷, -CO₂R⁷, -COR⁷,

-CONR⁷R⁷, -NR⁷R⁷, -SO₂NR⁷R⁷, -NR⁷C(O)OR⁷, -NR⁷C(O)R⁷,

cycloalkyl, optionally substituted phenylalkylenyl,

optionally substituted 5-6 membered heterocyclenyl,

optionally substituted heteroarylalkylenyl, optionally

25 substituted phenyl, lower alkyl, cyano, lower

hydroxyalkyl, lower carboxyalkyl, nitro, lower alkenyl,

- 8 -

lower alkynyl, lower aminoalkyl, lower alkylaminoalkyl
and lower haloalkyl;

preferably H, halo, -OR⁷, oxo, -SR⁷, -CO₂R⁷, -CONR⁷R⁷,
-COR⁷, -NR⁷R⁷, -SO₂NR⁷R⁷, -NR⁷C(O)OR⁷, -NR⁷C(O)R⁷,

5 cycloalkyl, optionally substituted 5-6 membered
heterocyclyl, optionally substituted phenyl, C₁-C₂-
alkyl, cyano, C₁-C₂-hydroxyalkyl, C₁-C₃-carboxyalkyl,
nitro, C₂-C₃-alkenyl, C₂-C₃-alkynyl and C₁-C₂-haloalkyl,
more preferably H, halo, -OR⁷, -SR⁷, -CO₂R⁷, -CONR⁷R⁷,

10 -COR⁷, -NR⁷R⁷, -SO₂NR⁷R⁷, -NR⁷C(O)OR⁷, -NR⁷C(O)R⁷,
cycloalkyl, optionally substituted 5-6 membered
heterocyclyl, optionally substituted phenyl, C₁₋₂-
alkyl, cyano, C₁₋₂-hydroxyalkyl, C₁₋₃-carboxyalkyl,
nitro, C₂₋₃-alkenyl, C₂₋₃-alkynyl and C₁₋₂-haloalkyl,

15 additionally preferred are H, chloro, fluoro,
bromo, amino, hydroxy, methyl, ethyl, propyl,
trifluoromethyl, methoxy, ethoxy,
trifluoromethoxy, carboxymethyl, unsubstituted or
substituted phenyl and unsubstituted or
20 substituted heteroaryl selected from thienyl,
furanyl, pyridyl, imidazolyl, and pyrazolyl;

wherein R² is selected from

- a) substituted or unsubstituted 6-10 membered aryl,
- b) substituted or unsubstituted 5-6 membered
- 25 heterocyclyl,
- c) substituted or unsubstituted 9-11 membered fused
heterocyclyl,
- d) cycloalkyl, and
- e) cycloalkenyl,
- 30 preferably substituted or unsubstituted aryl selected
from phenyl, naphthyl, indenyl and
tetrahydronaphthyl, substituted or unsubstituted 5-
6 membered heteroaryl, and substituted or
unsubstituted 9-10 membered fused heteroaryl,

- 9 -

more preferably phenyl, indazolyl, indolyl, 2,1,3-benzothiadiazolyl, isoquinolyl, quinolyl, and quinazolinyl,
even more preferably phenyl, indazolyl, indolyl,
5 isoquinolyl and quinolyl;
wherein substituted R² is substituted with one or more substituents independently selected from halo, -OR⁷, -SR⁷, -SO₂R⁷, -CO₂R⁷, -CONR⁷R⁷, -COR⁷, -NR⁷R⁷, -SO₂NR⁷R⁷, -NR⁷C(O)OR⁷, -NR⁷C(O)R⁷, -NH(C₁-C₄ alkyleneR⁷),
10 optionally substituted cycloalkyl, optionally substituted 5-6 membered heterocyclyl, optionally substituted phenyl, lower alkyl substituted with R¹, cyano, nitro, lower alkenyl and lower alkynyl, preferably halo, -OR⁷, -SR⁷, -SO₂R⁷, -CO₂R⁷, -CONR⁷R⁷,
15 -COR⁷, -NR⁷R⁷, -NH(C₁-C₂-alkyleneR⁷), -(C₁-C₂-alkylene)NR⁷R⁷, -SO₂NR⁷R⁷, -NR⁷C(O)OR⁷, -NR⁷C(O)R⁷, optionally substituted cycloalkyl, optionally substituted 5-6 membered heterocyclyl, optionally substituted phenyl, optionally substituted phenyl-C₁-
20 C₂-alkylene, optionally substituted 5-6 membered heterocyclyl-C₁-C₂-alkylene, C₁-C₂-alkyl, cyano, C₁-C₂-hydroxyalkyl, nitro and C₁-C₂-haloalkyl, more preferably halo, -OR⁷, -SR⁷, -CO₂R⁷, -CONR⁷R⁷, -COR⁷, -NR⁷R⁷, -NH(C₁-C₂-alkylene-R⁷), -(C₁-C₂-alkylene)NR⁷R⁷, -SO₂NR⁷R⁷, -NR⁷C(O)OR⁷, -NR⁷C(O)R⁷,
25 optionally substituted cycloalkyl, optionally substituted 5-6 membered heterocyclyl, optionally substituted phenyl, optionally substituted phenyl-C₁-C₂-alkylene, optionally substituted 5-6 membered heterocyclyl-C₁-C₂-alkylene, C₁-C₂-alkyl, cyano, C₁-
30 C₂-hydroxyalkyl, nitro and C₁-C₂-haloalkyl, additionally preferred are chloro, fluoro, amino, hydroxy, cyclohexyl, phenylmethyl, morpholinylmethyl, methylpiperidinylmethyl,

- 10 -

methylnpiperazinylmethyl, ethyl, propyl,
trifluoromethyl, phenyloxy, methoxy and ethoxy;
wherein R³ is selected from aryl,
preferably phenyl;

- 5 wherein R³ is substituted with one or more substituents
independently selected from halo, -OR⁷, -SR⁷, -CO₂R⁷,
-CONR⁷R⁷, -COR⁷, -NR⁷R⁷, -SO₂NR⁷R⁷, -NR⁷C(O)OR⁷, -NR⁷C(O)R⁷,
cycloalkyl, optionally substituted 5-6 membered
heterocyclyl, optionally substituted heteroarylalkylenyl,
10 optionally substituted phenyl, lower alkyl substituted
with R¹, cyano, nitro, lower alkenyl and lower alkynyl,
preferably halo, -OR⁷, -SR⁷, -CO₂R⁷, -CONR⁷R⁷, -COR⁷,
-NR⁷R⁷, -SO₂NR⁷R⁷, -NR⁷C(O)OR⁷, -NR⁷C(O)R⁷, cyano, lower
hydroxyalkyl, lower aminoalkyl and nitro,
15 more preferably halo, -OR⁷, -CONR⁷R⁷, -NR⁷R⁷, -SO₂NR⁷R⁷,
-NR⁷C(O)OR⁷, -NR⁷C(O)R⁷, cyano, amino-C₁-C₂-alkyl,
hydroxy-C₁-C₂-alkyl, and nitro,
even more preferably chloro, fluoro, amino,
hydroxy, hydroxymethyl, aminomethyl, nitro,
20 methoxy and ethoxy;

wherein R⁴ is independently selected from C₂-C₄ alkylenyl,
C₂-C₄ alkenylenyl and C₂-C₄ alkynylenyl, where one of the
CH₂ groups may be substituted with an oxygen atom or an -
NH-,

- 25 preferably C₂₋₃-alkylenyl, where one of the CH₂ groups may
be substituted with an oxygen atom or an -NH-;
wherein R⁵ is selected from H, lower alkyl, phenyl and lower
aralkyl,
preferably H or C₁₋₂-alkyl;

- 30 wherein R⁶ is selected from H or C₁₋₆-alkyl; and
wherein R⁷ is selected from H, lower alkyl, phenyl, 5-6
membered heterocyclyl, C₃-C₆ cycloalkyl, and lower
haloalkyl,

- 11 -

preferably H, C₁₋₂-alkyl, phenyl, C₃₋₆ cycloalkyl and C₁₋₂-haloalkyl,

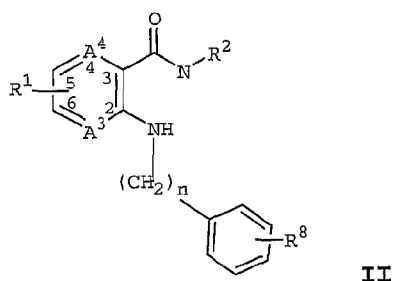
more preferably H, methyl, ethyl, cyclopropyl, cyclohexyl and trifluoromethyl;

5 and pharmaceutically acceptable salts thereof;

provided R³ is substituted with one or more radicals

selected from -OR⁷, -SR⁷, -CO₂R⁷, -CONR⁷R⁷, -COR⁷, -NR⁷R⁷, lower aminoalkyl, lower alkylaminoalkyl, -SO₂NR⁷R⁷, -NR⁷C(O)OR⁷, -NR⁷C(O)R⁷, cyano or lower hydroxyalkyl.

10 The invention also relates to compounds of Formula II



wherein each of A³ and A⁴ is independently C or N, provided at least one of A³ and A⁴ is N; wherein n is 1-2; wherein R¹

15 is one or more substituents independently selected from H, chloro, fluoro, bromo, amino, hydroxy, methyl, ethyl, propyl, trifluoromethyl, methoxy, ethoxy, trifluoromethoxy, carboxymethyl, unsubstituted or substituted phenyl and unsubstituted or substituted heteroaryl selected from

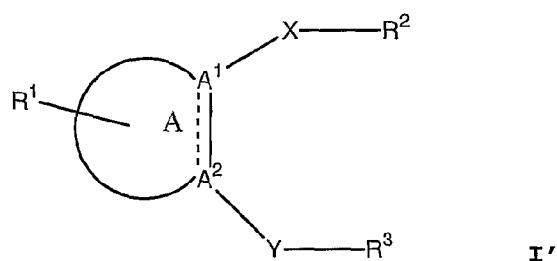
20 thienyl, furanyl, pyridyl, imidazolyl and pyrazolyl; wherein R² is selected from phenyl, isoquinolyl and quinolyl, where R² is unsubstituted or substituted with one or more substituents selected from chloro, fluoro, amino, hydroxy, cyclohexyl, phenylmethyl, morpholinylmethyl,

25 methylpiperidinylmethyl, methylpiperazinylmethyl, ethyl, propyl, trifluoromethyl, phenyloxy, methoxy and ethoxy; and wherein R⁸ is one or more substituents independently selected from chloro, fluoro, methyl, cyano, amino, hydroxy, aminomethyl, hydroxymethyl, nitro, methoxy and ethoxy; and

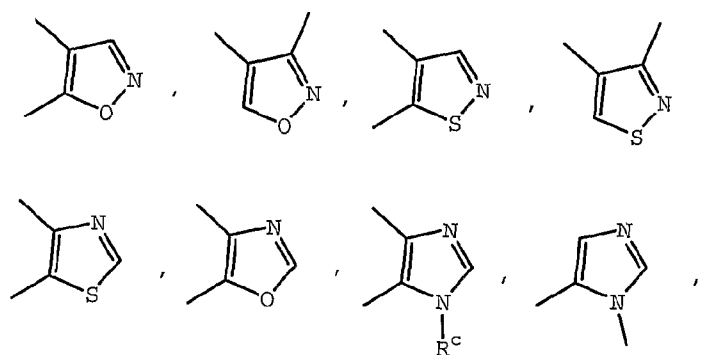
- 12 -

pharmaceutically acceptable salts thereof; provided R^8 is one or more radicals selected from amino, cyano, aminomethyl, hydroxymethyl, hydroxy, methoxy and ethoxy.

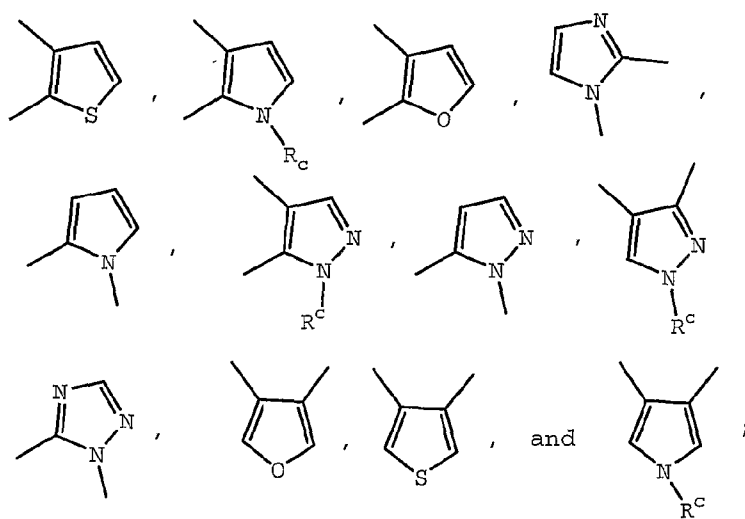
- 5 A class of compounds useful in treating cancer and angiogenesis is defined by Formula I'



- wherein each of A^1 and A^2 is independently C or N;
 10 wherein A^1 - A^2 form part of a ring A selected from 5- or 6-membered heteroaryl,
 preferably
 I) 5-membered heteroaryl selected from thienyl, furanyl, pyrrolyl, thiazolyl, oxazolyl, imidazolyl,
 15 pyrazolyl, isoxazolyl, triazolyl and isothiazolyl,
 even more preferably 5-membered heteroaryl selected from

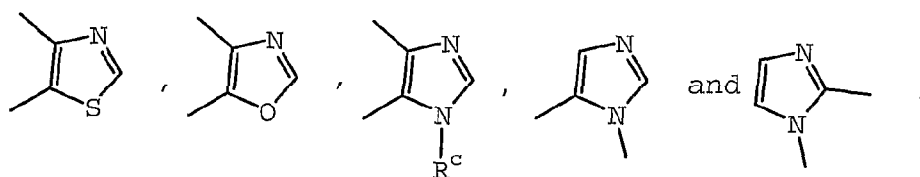


- 13 -



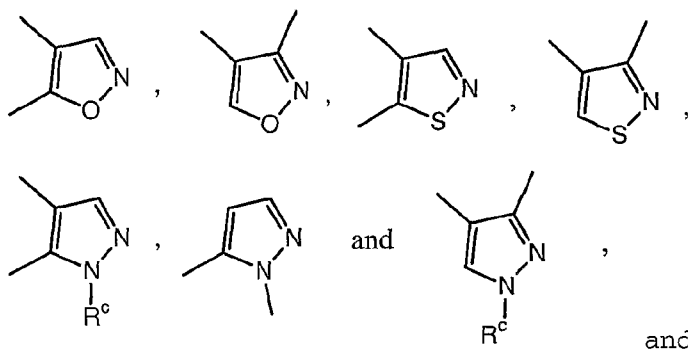
specifically

A)



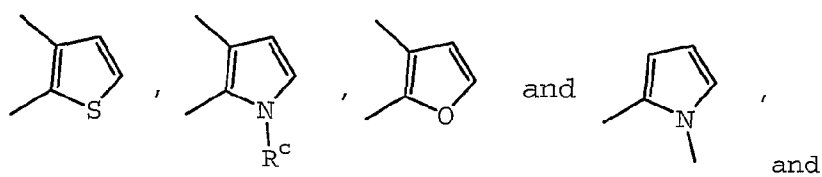
5

B)



10

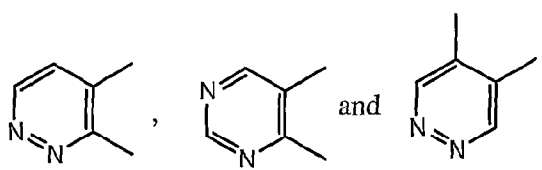
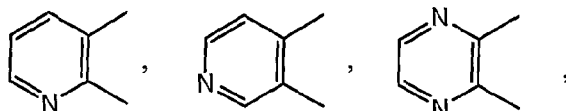
C)



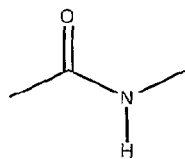
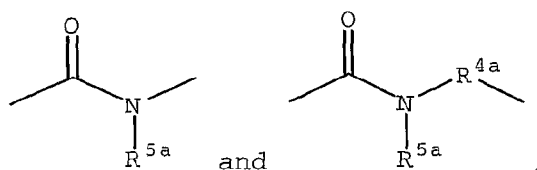
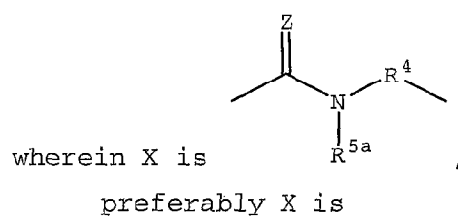
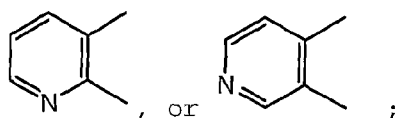
- 14 -

II) preferably 6-membered heteroaryl selected from
pyridyl, pyrazinyl, pyrimidinyl, pyridazinyl, and
triazinyl,

even more preferably 6-membered heteroaryl selected
from

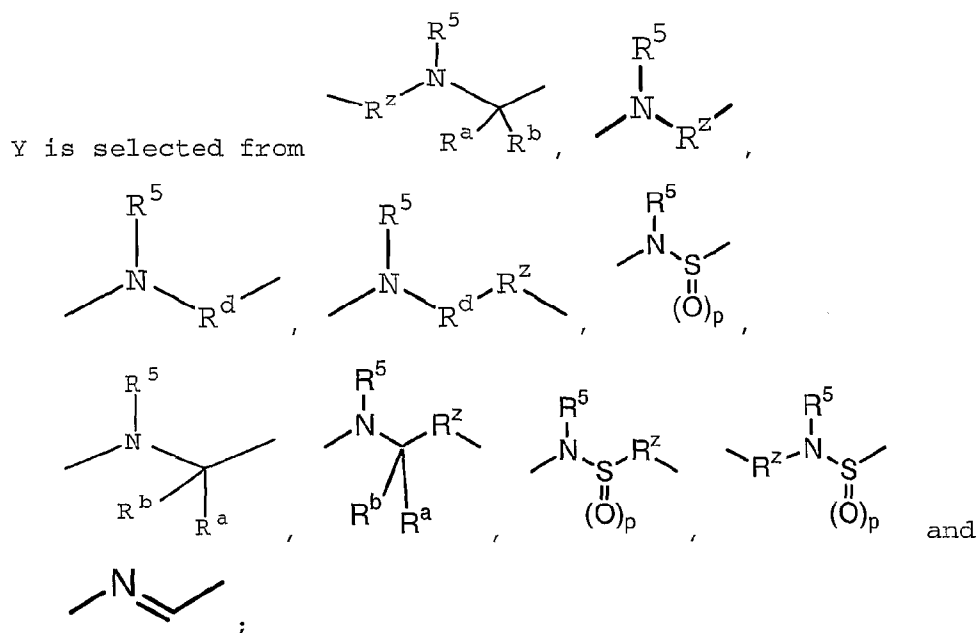


specifically, pyridyl and pyrimidinyl,
more specifically

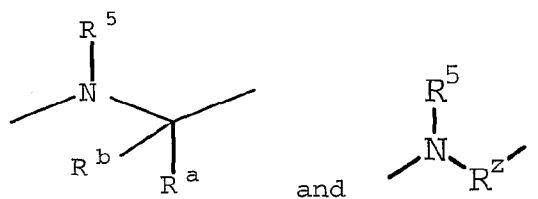


more preferably X is
wherein Z is oxygen or sulfur;

- 15 -



preferably

more preferably -NH-CH₂-;

wherein p is 0 to 2,

preferably 2;

- 10 wherein R^a and R^b are independently selected from H, halo, cyano, -NHR⁶ and C₁₋₄-alkyl substituted with R¹, or wherein R^a and R^b together form C₃-C₆ cycloalkyl; preferably H, halo, and C₁₋₂-alkyl substituted with R¹, or wherein R^a and R^b together form C₃-C₄ cycloalkyl,
- 15 more preferably H, chloro, fluoro and C₁-C₂-alkyl, even more preferably H;

wherein R^z is selected from C₂-C₆-alkylenyl, where one of the CH₂ groups may be replaced with an oxygen atom or an -NH- group; wherein one of the CH₂ groups may be substituted

- 16 -

with one or two radicals selected from halo, cyano, $-\text{NHR}^6$ and C_{1-4} -alkyl substituted with R^1 ; preferably $\text{C}_2\text{-C}_3$ alkylene, where one of the CH_2 groups may be replaced with an oxygen atom or an $-\text{NH}-$,
5 more preferably $-(\text{CH}_2)_2-$;
wherein R^d is optionally substituted cycloalkyl, preferably C_{3-6} -cycloalkyl;
wherein R^1 is one or more substituents independently selected from H, halo, $-\text{OR}^7$, oxo, $-\text{SR}^7$, $-\text{CO}_2\text{R}^7$, $-\text{COR}^7$, $-\text{CONR}^7\text{R}^7$,
10 $-\text{NR}^7\text{R}^7$, $-\text{SO}_2\text{NR}^7\text{R}^7$, $-\text{NR}^7\text{C}(\text{O})\text{OR}^7$, $-\text{NR}^7\text{C}(\text{O})\text{R}^7$, optionally substituted cycloalkyl, optionally substituted phenylalkyl, optionally substituted heterocyclyl, optionally substituted heterocyclylalkyl, optionally substituted phenyl, lower alkyl, cyano, lower
15 hydroxyalkyl, lower carboxyalkyl, nitro, lower alkenyl, lower alkynyl, lower aminoalkyl, lower alkylaminoalkyl and lower haloalkyl, preferably H, halo, $-\text{OR}^7$, oxo, $-\text{SR}^7$, $-\text{CO}_2\text{R}^7$, $-\text{CONR}^7\text{R}^7$, $-\text{COR}^7$, $-\text{NR}^7\text{R}^7$, $-\text{SO}_2\text{NR}^7\text{R}^7$, $-\text{NR}^7\text{C}(\text{O})\text{OR}^7$, $-\text{NR}^7\text{C}(\text{O})\text{R}^7$,
20 optionally substituted C_{3-6} -cycloalkyl, optionally substituted phenyl- C_{1-4} -alkyl, optionally substituted 4-6 membered heterocyclyl, optionally substituted phenyl, optionally substituted 4-6 membered heterocyclyl- C_{1-4} -alkyl, C_{1-6} -alkyl, cyano, C_{1-4} -
25 hydroxyalkyl, C_{1-4} -carboxyalkyl, nitro, C_{2-3} -alkenyl, C_{2-3} -alkynyl and C_{1-4} -haloalkyl,
more preferably H, halo, hydroxy, C_{1-2} -alkoxy, C_{1-2} -haloalkoxy, amino, C_{1-2} -alkylamino, optionally substituted 4-6 membered heterocyclyl- C_{1-2} -
30 alkylamino, aminosulfonyl, C_{3-6} -cycloalkyl, optionally substituted 4-6 membered heterocyclyl, optionally substituted phenyl, C_{1-4} -alkyl, cyano, C_{1-2} -hydroxyalkyl, C_{1-3} -carboxyalkyl, nitro, C_{2-3} -alkenyl, C_{2-3} -alkynyl and C_{1-2} -haloalkyl, and

- 17 -

even more preferably H, chloro, fluoro, bromo,
hydroxy, methoxy, ethoxy, trifluoromethoxy, oxo,
amino, dimethylamino, aminosulfonyl,
carboxymethyl, cyclopropyl, optionally
5 substituted phenyl, methyl, ethyl, propyl, cyano,
hydroxymethyl, nitro, propenyl, propynyl,
trifluoromethyl and unsubstituted or substituted
heteroaryl selected from
thienyl, furanyl, pyridyl, imidazolyl and
10 pyrazolyl;
wherein R² is selected from
a) substituted or unsubstituted 6-10 membered aryl,
preferably phenyl, naphthyl, benzodioxolyl, indanyl,
indenyl and tetrahydronaphthyl,
15 more preferably phenyl, indanyl,
tetrahydronaphthyl, and naphthyl,
b) substituted or unsubstituted 5-6 membered
heterocyclyl,
preferably 5-6 membered heteroaryl,
20 more preferably isoxazolyl, pyrazolyl, thiazolyl,
thiadiazolyl, thienyl, pyridyl, pyrimidinyl,
pyridazinyl, imidazolyl, oxazolyl, furyl and
pyrrolyl,
c) substituted or unsubstituted 9-14 membered bicyclic or
25 tricyclic heterocyclyl,
preferably 9-10 membered bicyclic or 13-14 membered
tricyclic heterocyclyl,
more preferably indazolyl, indolyl, isoindolyl,
2,3-dihydro-1H-indolyl, naphthyridinyl, 2,1,3-
30 benzothiadiazolyl, isoquinolyl, quinolyl, 1,2-
dihydroquinolyl, 1,2,3,4-tetrahydro-isoquinolyl,
2,3,4,4a,9,9a-hexahydro-1H-3-aza-fluorenyl,
5,6,7-trihydro-1,2,4-triazolo[3,4-a]isoquinolyl,
3,4-dihydro-2H-benzo[1,4]oxazinyl, benzothienyl,

- 18 -

tetrahydroquinolyl, benzofuryl, benzimidazolyl, benzoxazolyl, benzthiazolyl, benzodioxanyl and quinazolinyl,

even more preferably 9-10 membered bicyclic or 13-14 membered tricyclic saturated or partially unsaturated heterocyclyl,

specifically 1,2-dihydroquinolyl, 1,2,3,4-tetrahydro-isoquinolyl, 1,2,3,4-tetrahydro-quinolyl, 2,3-dihydro-1H-indolyl, 2,3,4,4a,9,9a-hexahydro-1H-3-aza-fluorenyl, 5,6,7-trihydro-1,2,4-triazolo[3,4-a]isoquinolyl, 3,4-dihydro-2H-benzo[1,4]oxazinyl, and benzo[1,4]dioxanyl;

d) cycloalkyl,

preferably C₃₋₆-cycloalkyl,

more preferably cyclohexyl, and

e) cycloalkenyl,

wherein substituted R² is substituted with one or more

substituents independently selected from halo, -OR⁷,

oxo, -SR⁷, -CO₂R⁷, -CONR⁷R⁷, -COR⁷, -NR⁷R⁷, -NH(C₁-C₄

alkylenylR⁹), -SO₂R⁷, -SO₂NR⁷R⁷, -NR⁷C(O)OR⁷, -NR⁷C(O)R⁷,

-NR⁷C(O)NR⁷R⁷, optionally substituted cycloalkyl,

optionally substituted heterocyclyl, optionally

substituted phenyl, halosulfonyl, cyano,

alkylaminoalkoxy, alkylaminoalkoxyalkoxy, nitro, lower

alkyl substituted with R¹, lower alkenyl substituted

with R¹, and lower alkynyl substituted with R¹,

preferably halo, -OR⁷, oxo, -SR⁷, -SO₂R⁷, -CO₂R⁷,

-CONR⁷R⁷, -COR⁷, -NR⁷R⁷, -NH(C₁-C₂-alkylenylR⁹),

-(C₁-C₂-alkylenyl)NR⁷R⁷, -SO₂NR⁷R⁷, -NR⁷C(O)OR⁷,

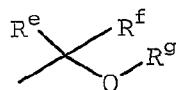
-NR⁷C(O)R⁷, C₁-C₆-alkylamino-C₁-C₆-alkoxy, C₁-C₆-

alkylamino-C₁-C₆-alkoxy-C₁-C₆-alkoxy, halosulfonyl,

optionally substituted 4-6 membered heterocyclyl-

carbonylalkyl, C₁₋₄-alkoxycarbonylamino-C₁₋₆-alkyl,

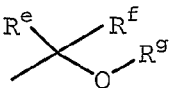
- 19 -



, optionally substituted C₃₋₆-cycloalkyl, optionally substituted 4-6 membered heterocyclyl, optionally substituted phenyl, optionally substituted phenyl-C₁₋₆-alkylenyl, optionally substituted 4-6 membered heterocyclyl-C₁₋₆-alkylenyl, 4-6 membered heterocyclyl-C₂₋₆-alkenylenyl, C₁₋₄-alkyl, cyano, C₁₋₄-hydroxyalkyl, nitro and C₁₋₄-haloalkyl, more preferably halo, C₁₋₄-alkyl, optionally substituted C₃₋₆-cycloalkyl, optionally substituted phenyl, optionally substituted phenyl-C₁₋₄-alkylenyl, C₁₋₂-haloalkoxy, optionally substituted phenyloxy, optionally substituted 4-6 membered heterocyclyl-C₁₋₄-alkylenyl, optionally substituted 4-6 membered heterocyclyl-C₂₋₄-alkenylenyl, optionally substituted 4-6 membered heterocyclyl, optionally substituted 4-6 membered heterocycliloxy, optionally substituted 4-6 membered heterocyclylsulfonyl, optionally substituted 4-6 membered heterocyclylamino, optionally substituted 4-6 membered heterocyclylcarbonyl, optionally substituted 4-6 membered heterocyclyl-C₁₋₄-alkylcarbonyl, C₁₋₂-haloalkyl, C₁₋₄-aminoalkyl, nitro, amino, hydroxy, cyano, aminosulfonyl, C₁₋₂-alkylsulfonyl, halosulfonyl, C₁₋₄-alkylcarbonyl, C₁₋₃-alkylamino-C₁₋₃-alkyl, C₁₋₃-alkylamino-C₁₋₃-alkoxy, C₁₋₃-alkylamino-C₁₋₃-alkoxy-C₁₋₃-alkoxy, C₁₋₄-alkoxycarbonyl, C₁₋₄-

- 20 -

alkoxycarbonylamino-C₁₋₄-alkyl, C₁₋₄-

hydroxyalkyl,  and C₁₋₄-alkoxy,

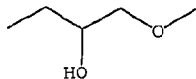
even more preferably bromo, chloro, fluoro,
 iodo, nitro, amino, cyano, aminoethyl, Boc-
 5 aminoethyl, hydroxy, aminosulfonyl, 4-
 methylpiperazinylsulfonyl, cyclohexyl,
 phenyl, phenylmethyl, morpholinylmethyl,
 methylpiperazinylmethyl, morpholinylethyl,
 methylpiperazinylpropyl, 1-(4-morpholinyl)-
 10 2,2-dimethylpropyl, piperidinylmethyl,
 morpholinylpropyl, methylpiperidinylmethyl,
 piperidinylethyl, piperidinylpropyl,
 pyrrolidinylpropyl, pyrrolidinylpropenyl,
 pyrrolidinylbutenyl, fluorosulfonyl,
 15 methylsulfonyl, methylcarbonyl,
 piperidinylmethylcarbonyl,
 methylpiperazinylcarbonylethyl,
 methoxycarbonyl, 3-ethoxycarbonyl-2-methyl-
 fur-5-yl, methylpiperazinyl,
 20 methylpiperidyl, 1-methyl-(1,2,3,6-
 tetrahydropyridyl), imidazolyl,
 morpholinyl, 4-trifluoromethyl-1-
 piperidinyl, hydroxybutyl, methyl, ethyl,
 propyl, isopropyl, butyl, tert-butyl, sec-
 25 butyl, trifluoromethyl, pentafluoroethyl,
 nonafluorobutyl, dimethylaminopropyl, 1,1-
 di(trifluoromethyl)-1-hydroxymethyl,
 trifluoromethoxy, 1,1-di(trifluoromethyl)-
 1-(piperidinylethoxy)methyl, 1,1-
 30 di(trifluoromethyl)-1-
 (methoxyethoxyethoxy)methyl, 1-
 hydroxyethyl, 2-hydroxyethyl, 1-aminoethyl,
 2-aminoethyl, 1-(N-isopropylamino)ethyl, 2-

- 21 -

(N-isopropylamino)ethyl,
dimethylaminoethoxy, 4-chlorophenoxy,
phenyloxy, 1-methylpiperidin-4-yloxy,
isopropoxy, methoxy and ethoxy;

- 5 wherein R³ is selected from unsubstituted or substituted
aryl,
preferably substituted phenyl,
wherein substituted R³ is substituted with one or more
substituents independently selected from halo, -OR⁷,
10 -SR⁷, -SO₂R⁷, -CO₂R⁷, -CONR⁷R⁷, -COR⁷, -NR⁷R⁷, -SO₂NR⁷R⁷,
-NR⁷C(O)OR⁷, -NR⁷C(O)R⁷, cycloalkyl, optionally
substituted heterocyclyl, optionally substituted
phenyl, nitro, alkylaminoalkoxyalkoxy, cyano,
alkylaminoalkoxy, lower alkyl substituted with R¹,
15 lower alkenyl substituted with R¹, and lower alkynyl
substituted with R¹;
preferably halo, -OR⁷, -SR⁷, -CO₂R⁷, -CONR⁷R⁷, -COR⁷,
-NR⁷R⁷, -SO₂NR⁷R⁷, -NR⁷C(O)OR⁷, -NR⁷C(O)R⁷, C₃₋₆-
cycloalkyl, optionally substituted 4-6 membered
20 heterocyclyl, optionally substituted phenyl, C₁₋₄-
alkyl, C₁₋₄-aminoalkyl, cyano, C₁₋₄-hydroxyalkyl,
nitro and C₁₋₄-haloalkyl,
more preferably halo, hydroxy, C₁₋₄-alkyl, C₁₋₂-
alkoxy, optionally substituted 4-6 membered
25 heterocyclyl-C₁₋₂-alkoxy, amino, C₁₋₂-alkylamino,
aminosulfonyl, -NR⁷C(O)OR⁷, -NR⁷C(O)R⁷, C₃₋₆-
cycloalkyl, optionally substituted 4-6 membered
heterocyclyl, optionally substituted phenyl,
nitro, C₁₋₂-alkylamino-C₁₋₂-alkoxy-C₁₋₂-alkoxy,
30 cyano, C₁₋₂-alkylamino-C₁₋₂-alkoxy, C₁₋₂-alkylamino-
C₁₋₂-alkyl, C₁₋₂-alkylamino-C₂₋₃-alkynyl, C₁₋₂-
hydroxyalkyl, C₁₋₂-aminoalkyl, C₁₋₂-haloalkyl,
optionally substituted 4-6 membered heterocyclyl-

- 22 -

- C₂₋₃-alkenyl, and optionally substituted 4-6 membered heterocyclyl-C₂₋₃-alkynyl, even more preferably chloro, fluoro, bromo, hydroxy, methoxy, ethoxy, amino, dimethylamino, diethylamino, 1-methylpiperidinylmethoxy, aminosulfonyl, cyclohexyl, dimethylaminopropynyl, dimethylaminoethoxy, 3-(4-morpholinyl)propyn-1-yl, dimethylaminoethoxyethoxy, optionally substituted piperidinyl, morpholinyl, optionally substituted piperazinyl, optionally substituted phenyl, methyl, ethyl, propyl, cyano, hydroxymethyl, aminomethyl, nitro and trifluoromethyl;
- wherein R⁴ is independently selected from a direct bond, C₂₋₄-alkylenyl, C₂₋₄-alkenylenyl and C₂₋₄-alkynylenyl, where one of the CH₂ groups may be substituted with an oxygen atom or -NH-, wherein R⁴ is optionally substituted with hydroxy,
- preferably a direct bond or R^{4a};
- wherein R^{4a} is selected from C₂₋₄-alkylenyl where one of the CH₂ groups may be replaced with an oxygen atom or -NH-, wherein R^{4a} is optionally substituted with hydroxy,
- preferably ethyl, butyl, and  ;
- wherein R⁵ is selected from H, lower alkyl, phenyl and lower aralkyl,
- preferably H, methyl or ethyl,
- more preferably H;
- wherein R^{5a} is selected from H, lower alkyl, phenyl and lower aralkyl,
- preferably H, methyl or ethyl,
- more preferably H;
- wherein R⁶ is selected from H or C₁₋₆-alkyl,

- 23 -

preferably H or C₁₋₂ alkyl;

wherein R⁷ is selected from H, lower alkyl, optionally substituted phenyl, optionally substituted heterocyclyl, optionally substituted C₃-C₆-cycloalkyl, optionally substituted phenyl-C₁₋₆-alkyl, optionally substituted heterocyclyl-C₁₋₆-alkyl, optionally substituted C₃-C₆ cycloalkyl-C₁₋₆-alkyl, lower alkylaminoalkyl, and lower haloalkyl,

preferably H, C₁₋₄-alkyl, optionally substituted phenyl,

optionally substituted phenyl-C₁₋₄-alkyl, optionally substituted 4-6 membered heterocyclyl, optionally substituted 4-6 membered heterocyclyl-C₁₋₄-alkyl, optionally substituted C₃-C₆ cycloalkyl, C₁₋₂-alkylamino-C₁₋₄-alkyl and C₁₋₂-haloalkyl,

more preferably H, methyl, phenyl, cyclopropyl, cyclohexyl, benzyl, morpholinylmethyl, 4-methylpiperazinylmethyl, 4-methylpiperidinylmethyl, 4-morpholinylmethyl, 4-morpholinylethyl, 1-(4-morpholinyl)-2,2-dimethylpropyl, 1-piperidinylethyl, 1-piperidinylpropyl, 1-pyrrolidinylpropyl and trifluoromethyl;

wherein R^c is selected from H, methyl and optionally substituted phenyl; and

wherein R^e and R^f are independently selected from H and C₁₋₂-haloalkyl, preferably -CF₃;

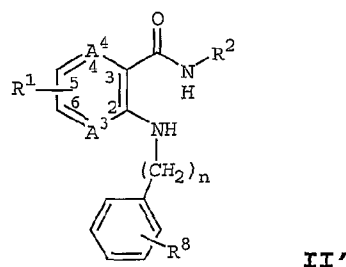
wherein R^g is selected from H, C₁₋₆-alkyl, optionally substituted phenyl-C₁₋₆-alkyl, optionally substituted 4-6 membered heterocyclyl, optionally substituted 4-6 membered heterocyclyl-C₁-C₆-alkyl, C₁₋₄-alkoxy-C₁₋₄-alkyl and C₁₋₄-alkoxy-C₁₋₄-alkoxy-C₁₋₄-alkyl, preferably H, C₁₋₃-alkyl, optionally substituted phenyl-C₁₋₃-alkyl, optionally substituted 4-6 membered heterocyclyl-C₁-C₃-alkyl, C₁₋₃-alkoxy-C₁₋₃-alkyl and C₁₋₃-alkoxy-C₁₋₃-alkoxy-C₁₋₃-alkyl; and

- 24 -

- wherein R⁹ is selected from H, optionally substituted phenyl, optionally substituted 4-6 membered heterocyclyl and C₃-C₆ cycloalkyl;
provided R² is not 3-trifluoromethylphenyl when A is
- 5 pyridyl, when X is -C(O)NH-, when Y is -NH-CH₂-, when R¹ is H and R³ is 3-(N-methylamino-carbonyl)phenyl, 4-hydroxyphenyl, 3-hydroxyphenyl or phenyl;
further provided R² is not substituted with -SO₂NR⁷R⁷ when Y is -NH-SO₂-;
- 10 further provided R² is not 3-trifluoromethylphenyl when A is pyridyl, when X is -C(O)NH-, when Y is -N(benzyl)-CH₂-, when R¹ is H and when R³ is phenyl;
further provided R² is not cyclohexyl when A is pyridyl, when X is -C(O)NH-, when Y is -NH-CH₂-, when R¹ is H
- 15 and when R³ is 2-methoxyphenyl or 3-methoxyphenyl;
further provided R¹ is not 2-hydroxymethylpyrrol-5-yl when A is pyridyl;
further provided R¹ is not 4-(methoxyaminocarbonylamino)phenyl when A is thienyl;
- 20 further provided R¹ is not 2-pyridylmethoxy when A is pyrimidyl, when X is -C(O)NH-, and when Y is -NH-CH₂-;
further provided R¹ is not 4-methylpiperidyl when A is pyrimidyl, when X is -C(O)NH-, when Y is -NH-CH₂-, and when R³ is 3-chloro-4-methoxyphenyl;
- 25 further provided R¹ is not bromo when A is pyrimidyl, when X is -C(O)NH-CH₂-, when Y is -NH-CH₂-, and when R³ is 3-chloro-4-methoxyphenyl;
further provided R² is not 2-chloro-3-pyridyl when A is pyridyl; and
- 30 further provided R² is not 2-methoxyphenyl when A is pyridyl, when X is -C(O)NH-, when Y is -NH-CH₂-, when R¹ is H and R³ is phenyl.

The invention also relates to compounds of Formula II'

- 25 -



wherein each of A³ and A⁴ is independently CH or N, provided
at least one of A³ and A⁴ is N;

5 wherein n is 1-2;

wherein R¹ is one or more substituents independently
selected from H, chloro, fluoro, bromo, hydroxy, methoxy,
ethoxy, trifluoromethoxy, oxo, amino, dimethylamino,
aminosulfonyl, carboxymethyl, cyclopropyl, optionally
10 substituted phenyl, methyl, ethyl, propyl, cyano,
hydroxymethyl, nitro, propenyl, propynyl,
morpholinylethylamino, trifluoromethyl and unsubstituted
or substituted heteroaryl selected from thienyl, furanyl,
pyridyl, imidazolyl and pyrazolyl;

15 wherein R² is a substituted or unsubstituted ring selected
from phenyl, tetrahydronaphthyl, indanyl, benzodioxolyl,
indenyl, naphthyl, isoxazolyl, pyrazolyl, thiazolyl,
thiadiazolyl, thienyl, pyridyl, pyrimidinyl, pyridazinyl,
1,2-dihydroquinolyl, 1,2,3,4-tetrahydro-isoquinolyl,
20 1,2,3,4-tetrahydro-quinolyl, isoquinolyl, quinolyl,
indolyl, isoindolyl, 2,3-dihydro-1H-indolyl,
naphthyridinyl, quinoxalinyl, 2,3,4,4a,9,9a-hexahydro-1H-
3-aza-fluorenyl, 5,6,7-trihydro-1,2,4-triazolo[3,4-
a]isoquinolyl, indazolyl, 2,1,3-benzothiadiazolyl, 3,4-
25 dihydro-2H-benzo[1,4]oxazinyl, benzodioxanyl,
benzothienyl, benzofuryl, benzimidazolyl, benzoxazolyl
and benzthiazolyl;

wherein substituted R² is substituted with one or more
substituents independently selected from bromo,

- 26 -

chloro, fluoro, iodo, nitro, amino, cyano, aminoethyl, Boc-aminoethyl, hydroxy, oxo, aminosulfonyl, 4-methylpiperazinylsulfonyl, cyclohexyl, phenyl, phenylmethyl, morpholinylmethyl, 1-methylpiperazin-4-ylmethyl, 1-methylpiperazin-4-ylpropyl, morpholinylpropyl, piperidin-1-ylmethyl, 1-methylpiperidin-4-ylmethyl, 2-methyl-2-(1-methylpiperidin-4-yl)ethyl, morpholinylethyl, 1-(4-morpholinyl)-2,2-dimethylpropyl, piperidin-4-ylethyl, 1-Boc-piperidin-4-ylethyl, piperidin-1-ylethyl, 1-Boc-piperidin-4-ylethyl, piperidin-4-ylmethyl, 1-Boc-piperidin-4-ylmethyl, piperidin-4-ylpropyl, 1-Boc-piperidin-4-ylpropyl, piperidin-1-ylpropyl, pyrrolidin-1-ylpropyl, pyrrolidin-2-ylpropyl, 1-Boc-pyrrolidin-2-ylpropyl, pyrrolidin-1-ylmethyl, pyrrolidin-2-ylmethyl, 1-Boc-pyrrolidin-2-ylmethyl, pyrrolidinylpropenyl, pyrrolidinylbutenyl, fluorosulfonyl, methylsulfonyl, methylcarbonyl, Boc, piperidin-1-ylmethylcarbonyl, 4-methylpiperazin-1-ylcarbonylethyl, methoxycarbonyl, aminomethylcarbonyl, dimethylaminomethylcarbonyl, 3-ethoxycarbonyl-2-methyl-fur-5-yl, 4-methylpiperazin-1-yl, 4-methyl-1-piperidyl, 1-Boc-4-piperidyl, piperidin-4-yl, 1-methylpiperidin-4-yl, 1-methyl-(1,2,3,6-tetrahydropyridyl), imidazolyl, morpholinyl, 4-trifluoromethyl-1-piperidinyl, hydroxybutyl, methyl, ethyl, propyl, isopropyl, butyl, tert-butyl, sec-butyl, trifluoromethyl, pentafluoroethyl, nonafluorobutyl, dimethylaminopropyl, 1,1-di(trifluoromethyl)-1-hydroxymethyl, 1,1-di(trifluoromethyl)-1-(piperidinylethoxy)methyl, 1,1-di(trifluoromethyl)-1-(methoxyethoxyethoxy)methyl, 1-hydroxyethyl, 2-hydroxyethyl, trifluoromethoxy, 1-aminoethyl, 2-aminoethyl, 1-(N-isopropylamino)ethyl,

- 27 -

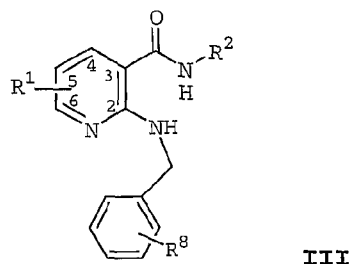
2-(N-isopropylamino)ethyl, dimethylaminoethoxy, 4-chlorophenoxy, phenoxy, azetidin-3-ylmethoxy, 1-Boc-azetidin-3-ylmethoxy, pyrrol-2-ylmethoxy, 1-Boc-pyrrol-2-ylmethoxy, pyrrol-1-ylmethoxy, 1-methyl-
5 pyrrol-2-ylmethoxy, 1-isopropyl-pyrrol-2-ylmethoxy, 1-Boc-piperdin-4-ylmethoxy, piperdin-4-ylmethoxy, 1-methylpiperdin-4-yloxy, isopropoxy, methoxy and ethoxy; and

wherein R⁸ is one or more substituents independently
10 selected from H, chloro, fluoro, bromo, hydroxy, methoxy, ethoxy, -O-CH₂-O-, trifluoromethoxy, 1-methylpiperidinylmethoxy, dimethylaminoethoxy, amino, dimethylamino, dimethylaminopropyl, diethylamino, aminosulfonyl, cyclohexyl, dimethylaminopropynyl, 3-(4-morpholinyl)propyn-1-yl, dimethylaminoethoxyethoxy, 3-(4-morpholinyl)propylamino, optionally substituted
15 piperidinyl, morpholinyl, optionally substituted piperazinyl, optionally substituted phenyl, methyl, ethyl, propyl, cyano, hydroxymethyl, aminomethyl, nitro
20 and trifluoromethyl;

provided R² is not 3-trifluoromethylphenyl when A³ is N, when A⁴ is CH, when n is 1, when R¹ is H and R⁸ is 4-hydroxy, 3-hydroxy or H; further provided R² is not 2-chloro-3-pyridyl when A³ is N, when A⁴ is CH, when n is 1,
25 when R¹ is H and R⁸ is H or 4-methoxy; and further provided R² is not 2-methoxyphenyl when A³ is N, when A⁴ is CH, when n is 1, when R¹ is H and R⁸ is H.

The invention also relates to compounds of Formula III
30

- 28 -



wherein R¹ is one or more substituents independently
selected from

- 5 H,
 halo,
 hydroxy,
 amino,
 C₁₋₆-alkyl,
10 C₁₋₆-haloalkyl,
 C₁₋₆-alkoxy,
 C₁₋₂-alkylamino,
 aminosulfonyl,
 C₃₋₆-cycloalkyl,
15 cyano,
 oxo,
 C₁₋₂-hydroxyalkyl,
 nitro,
 C₂₋₃-alkenyl,
20 C₂₋₃-alkynyl,
 C₁₋₆-haloalkoxy,
 C₁₋₆-carboxyalkyl,
 5-6-membered heterocyclyl-C₁₋₆-alkylamino,
 unsubstituted or substituted phenyl and
25 unsubstituted or substituted 4-6 membered
 heterocyclyl,
preferably H, chloro, fluoro, bromo, amino, hydroxy,
methyl, ethyl, propyl, oxo, dimethylamino,
aminosulfonyl, cyclopropyl, cyano, hydroxymethyl,

- 29 -

nitro, propenyl, trifluoromethyl, methoxy, ethoxy,
trifluoromethoxy, carboxymethyl,
morpholinylethylamino, propynyl, unsubstituted or
substituted phenyl and unsubstituted or substituted
5 heteroaryl selected from thienyl,
furanyl, pyridyl, imidazolyl, and pyrazolyl,
more preferably H, chloro or fluoro;
wherein R² is selected from unsubstituted or substituted
phenyl, and
10 9-10 membered bicyclic and 13-14 membered tricyclic
unsaturated or partially unsaturated heterocyclyl,
preferably phenyl, 1,2-dihydroquinolyl, 1,2,3,4-
tetrahydro-isoquinolyl, 1,2,3,4-tetrahydro-quinolyl,
2,3-dihydro-1H-indolyl, 2,3,4,4a,9,9a-hexahydro-1H-3-
15 aza-fluorenyl, 5,6,7-trihydro-1,2,4-triazolo[3,4-
a]isoquinolyl, 3,4-dihydro-2H-benzo[1,4]oxazinyl, and
benzo[1,4]dioxanyl,
more preferably phenyl, 1,2,3,4-tetrahydro-
isoquinolyl, 1,2,3,4-tetrahydro-quinolyl, 2,3-
20 dihydro-1H-indolyl and 3,4-dihydro-2H-
benzo[1,4]oxazinyl;
wherein substituted R² is substituted with one or more
substituents selected from halo, C₁₋₆-alkyl,
optionally substituted C₃₋₆-cycloalkyl, optionally
25 substituted phenyl, optionally substituted phenyl-
C₁-C₄-alkylenyl, C₁₋₂-haloalkoxy, optionally
substituted phenyloxy, optionally substituted 4-6
membered heterocyclyl-C₁-C₄-alkyl, optionally
substituted 4-6 membered heterocyclyl-C₂-C₄-alkenyl,
30 optionally substituted 4-6 membered heterocyclyl,
optionally substituted 4-6 membered
heterocycloxy, optionally substituted 4-6
membered heterocyclyl-C₁-C₄-alkoxy, optionally
substituted 4-6 membered heterocyclylsulfonyl,

- 30 -

optionally substituted 4-6 membered
heterocyclylamino, optionally substituted 4-6
membered heterocyclylcarbonyl, optionally
substituted 5-6 membered heterocyclylcarbonyl-C₁₋₄-
5 alkyl, optionally substituted 4-6 membered
heterocyclyl-C₁₋₄-alkylcarbonyl, C₁₋₂-haloalkyl, C₁₋₄-
aminoalkyl, nitro, amino, hydroxy, cyano,
aminosulfonyl, C₁₋₂-alkylsulfonyl, halosulfonyl, C₁₋₄-
alkylcarbonyl, C₁₋₃-alkylamino-C₁₋₃-alkyl, C₁₋₃-
10 alkylamino-C₁₋₃-alkoxy, C₁₋₃-alkylamino-C₁₋₃-alkoxy-C₁₋₃-
alkoxy, C₁₋₄-alkoxycarbonyl, C₁₋₄-
alkoxycarbonylamino-C₁₋₄-alkyl, C₁₋₄-hydroxyalkyl,

$$\begin{array}{c} \text{R}^e \quad \text{R}^f \\ \diagdown \quad \diagup \\ \text{O} - \text{R}^g \end{array}$$
and C₁₋₄-alkoxy,
preferably bromo, chloro, fluoro, iodo, nitro, amino,
15 cyano, aminoethyl, Boc-aminoethyl, hydroxy, oxo,
aminosulfonyl, 4-methylpiperazinylsulfonyl,
cyclohexyl, phenyl, phenylmethyl,
morpholinylmethyl, 1-methylpiperazin-4-ylmethyl, 1-
methylpiperazin-4-ylpropyl, morpholinylpropyl,
20 piperidin-1-ylmethyl, 1-methylpiperidin-4-ylmethyl,
2-methyl-2-(1-methylpiperidin-4-yl)ethyl,
morpholinylethyl, 1-(4-morpholinyl)-2,2-
dimethylpropyl, piperidin-4-ylethyl, 1-Boc-
piperidin-4-ylethyl, piperidin-1-ylethyl, 1-Boc-
25 piperidin-4-ylethyl, piperidin-4-ylmethyl, 1-Boc-
piperidin-4-ylmethyl, piperidin-4-ylpropyl, 1-Boc-
piperidin-4-ylpropyl, piperidin-1-ylpropyl,
pyrrolidin-1-ylpropyl, pyrrolidin-2-ylpropyl, 1-
Boc-pyrrolidin-2-ylpropyl, pyrrolidin-1-ylmethyl,
30 pyrrolidin-2-ylmethyl, 1-Boc-pyrrolidin-2-ylmethyl,
pyrrolidinylpropenyl, pyrrolidinylbutenyl,
fluorosulfonyl, methylsulfonyl, methylcarbonyl,
Boc, piperidin-1-ylmethylcarbonyl, 4-

- 31 -

methylnpiperazin-1-ylcarbonylethyl, methoxycarbonyl, aminomethylcarbonyl, dimethylaminomethylcarbonyl, 3-ethoxycarbonyl-2-methyl-fur-5-yl, 4-methylnpiperazin-1-yl, 4-methyl-1-piperidyl, 1-Boc-4-piperidyl, piperidin-4-yl, 1-methylnpiperidin-4-yl, 1-methyl-(1,2,3,6-tetrahydropyridyl), imidazolyl, morpholinyl, 4-trifluoromethyl-1-piperidinyl, hydroxybutyl, methyl, ethyl, propyl, isopropyl, butyl, tert-butyl, sec-butyl, trifluoromethyl, pentafluoroethyl, nonafluorobutyl, dimethylaminopropyl, 1,1-di(trifluoromethyl)-1-hydroxymethyl, 1,1-di(trifluoromethyl)-1-(piperidinylethoxy)methyl, 1,1-di(trifluoromethyl)-1-(methoxyethoxyethoxy)methyl, 1-hydroxyethyl, 2-hydroxyethyl, trifluoromethoxy, 1-aminoethyl, 2-aminoethyl, 1-(N-isopropylamino)ethyl, 2-(N-isopropylamino)ethyl, dimethylaminoethoxy, 4-chlorophenoxy, phenyloxy, azetidin-3-ylmethoxy, 1-Boc-azetidin-3-ylmethoxy, pyrrol-2-ylmethoxy, 1-Boc-pyrrol-2-ylmethoxy, pyrrol-1-ylmethoxy, 1-methyl-pyrrol-2-ylmethoxy, 1-isopropyl-pyrrol-2-ylmethoxy, 1-Boc-piperdin-4-ylmethoxy, piperdin-4-ylmethoxy, 1-methylnpiperdin-4-yloxy, isopropoxy, methoxy and ethoxy, more preferably bromo, chloro, fluoro, morpholinylmethyl, 1-methylnpiperazin-4-ylmethyl, 1-methylnpiperazin-4-ylpropyl, morpholinylpropyl, piperidin-1-ylmethyl, 1-methylnpiperidin-4-ylmethyl, 2-methyl-2-(1-methylnpiperidin-4-yl)ethyl, morpholinylethyl, 1-(4-morpholinyl)-2,2-dimethylpropyl, piperidin-4-ylethyl, 1-Boc-piperidin-4-ylethyl, piperidin-1-ylethyl, 1-Boc-piperidin-4-ylethyl, piperidin-4-ylmethyl, 1-Boc-piperidin-4-ylmethyl, piperidin-4-ylpropyl, 1-

- 32 -

Boc-piperidin-4-ylpropyl, piperidin-1-ylpropyl,
 pyrrolidin-1-ylpropyl, pyrrolidin-2-ylpropyl, 1-
 Boc-pyrrolidin-2-ylpropyl, pyrrolidin-1-ylmethyl,
 pyrrolidin-2-ylmethyl, 1-Boc-pyrrolidin-2-
 5 ylmethyl, 4-methylpiperazin-1-yl, 4-methyl-1-
 piperidyl, 1-Boc-4-piperidyl, piperidin-4-yl, 1-
 methyl-(1,2,3,6-tetrahydropyridyl), 1-methyl-
 piperidin-4-yl, dimethylaminomethylcarbonyl,
 aminomethylcarbonyl, methylcarbonyl, methyl,
 10 ethyl, propyl, isopropyl, butyl, tert-butyl, sec-
 butyl, trifluoromethyl, pentafluoroethyl,
 dimethylaminopropyl, dimethylaminoethoxy, 4-
 chlorophenoxy, phenyloxy, azetidin-3-ylmethoxy,
 1-Boc-azetidin-3-ylmethoxy, pyrrol-1-ylethoxy, 1-
 15 methyl-pyrrol-2-ylmethoxy, pyrrol-2-ylmethoxy, 1-
 Boc-pyrrol-2-ylmethoxy, 1-Boc-piperdin-4-
 ylmethoxy, piperdin-4-ylmethoxy, and 1-
 methylpiperdin-4-yloxy,
 particularly when R² is phenyl, it has a
 20 substituent selected from optionally
 substituted 4-6 membered heterocyclyl-C₁-C₄-
 alkyl, optionally substituted 4-6 membered
 heterocyclyl-C₂-C₄-alkenyl, optionally
 substituted 4-6 membered heterocyclyl,
 25 optionally substituted 4-6 membered
 heterocyclyloxy, optionally substituted 4-6
 membered heterocyclyl-C₁-C₄-alkoxy, optionally
 substituted 4-6 membered heterocyclylsulfonyl,
 optionally substituted 4-6 membered
 30 heterocyclylamino, optionally substituted 4-6
 membered heterocyclylcarbonyl, optionally
 substituted 4-6 membered heterocyclylcarbonyl-
 C₁₋₄-alkyl, optionally substituted 4-6 membered
 heterocyclyl-C₁₋₄-alkylcarbonyl;

- 33 -

- wherein R⁷ is selected from H, C₁₋₃-alkyl, optionally substituted phenyl-C₁₋₃-alkyl, 4-6 membered heterocyclyl, and optionally substituted 4-6 membered heterocyclyl-C₁₋₃-alkyl;
- 5 wherein R^e and R^f are independently selected from H and C₁₋₂-haloalkyl, preferably -CF₃;
- wherein R^g is selected from H, C₁₋₃-alkyl, optionally substituted phenyl-C₁₋₃-alkyl, 4-6 membered heterocyclyl, and optionally substituted 4-6 membered heterocyclyl-C₁₋₃-alkyl, C₁₋₃-alkoxy-C₁₋₂-alkyl and C₁₋₃-alkoxy-C₁₋₃-alkoxy-C₁₋₃-alkyl; and
- 10 where R⁸ is one or more substituents selected from H, halo, amino, hydroxy, C₁₋₆-alkyl, C₁₋₆-haloalkyl, C₁₋₆-alkoxy, C₁₋₆-haloalkoxy, C₁₋₆-aminoalkyl, C₁₋₆-hydroxyalkyl, optionally substituted phenyl, optionally substituted heterocyclyl, optionally substituted heterocyclyl-C₁₋₆-alkoxy, aminosulfonyl, C₃₋₆-cycloalkyl, C₁₋₆-alkylamino, C₁₋₆-alkylamino-C₁₋₆-alkyl, optionally substituted heterocyclyl-C₁₋₆-alkylamino, optionally substituted heterocyclyl-C₁₋₆-alkyl, C₁₋₆-alkylamino-C₂₋₄-alkynyl, C₁₋₆-alkylamino-C₁₋₆-alkoxy, C₁₋₆-alkylamino-C₁₋₆-alkoxy-C₁₋₆-alkoxy, and optionally substituted heterocyclyl-C₂₋₄-alkynyl,
- 15 preferably H, chloro, fluoro, bromo, hydroxy, methoxy, ethoxy, -O-CH₂-O-, trifluoromethoxy, 1-methylpiperidinylmethoxy, dimethylaminoethoxy, amino, dimethylamino, dimethylaminopropyl, diethylamino, aminosulfonyl, cyclohexyl,
- 20 dimethylaminopropynyl, 3-(4-morpholinyl)propyn-1-yl, dimethylaminoethoxyethoxy, 3-(4-morpholinyl)propylamino, optionally substituted piperidinyl, morpholinyl, optionally substituted piperazinyl, optionally substituted phenyl, methyl,
- 25
- 30

- 34 -

ethyl, propyl, cyano, hydroxymethyl, aminomethyl
and trifluoromethyl,
more preferably H, chloro, fluoro, bromo, cyano,
methoxy, -O-CH₂-O-, amino, trifluoromethyl,
5 trifluoromethoxy, 3-(4-morpholinyl)propyn-1-yl,
dimethylaminopropyl, and 3-(4-
morpholinyl)propylamino,
particularly 4-fluoro;
provided R² is not 3-trifluoromethylphenyl when R¹ is H and
10 R⁸ is 4-hydroxy, 3-hydroxy or H; and further provided R²
is not 2-methoxyphenyl when R¹ is H and R⁸ is H.

A family of specific compounds of particular interest
within Formula I consists of compounds and pharmaceutically-
15 acceptable derivatives thereof as follows:

2-(3-Fluoro-benzylamino)-N-(4-phenoxy-phenyl)-nicotinamide;
2-(3-Fluoro-benzylamino)-N-(4-phenoxy-phenyl)-nicotinamide,
trifluoroacetate salt;
N-[4-tert-Butyl-3-(pyrrolidin-2-ylmethoxy)-phenyl]-2-(4-
20 fluoro-benzylamino)-nicotinamide, hydrochloride salt;
N-(4-Phenoxy-phenyl)-2-(3-trifluoromethyl-benzylamino)-
nicotinamide;
2-(4-Fluoro-benzylamino)-N-(4-phenoxy-phenyl)-nicotinamide;
N-(4-Phenoxy-phenyl)-2-(4-trifluoromethyl-benzylamino)-
25 nicotinamide;
2-(2-Bromo-benzylamino)-N-(4-phenoxy-phenyl)-nicotinamide;
N-(4-Phenoxy-phenyl)-2-(4-trifluoromethoxy-benzylamino)-
nicotinamide;
2-(2,3-Difluoro-benzylamino)-N-(4-phenoxy-phenyl)-
30 nicotinamide;
N-(4-Chlorophenyl)(2-{[(4-cyanophenyl)methyl]amino}(3-
pyridyl))carboxamide;
N-(4-Chlorophenyl)(2-{[(2-cyanophenyl)methyl]amino}(3-
pyridyl))carboxamide;

- 35 -

- N-(4-sec-butylphenyl)-2-[(4-fluorobenzyl)amino]nicotinamide;
N-(4-tert-Butylphenyl)-2-[(4-fluorobenzyl)amino]nicotinamide;
N-(4-Isopropyl-phenyl)-2-(3-methoxy-benzylamino)-
5 nicotinamide;
(2-[[(3-Aminophenyl)methyl]amino] (3-pyridyl))-N-[4-(methylethyl)phenyl]carboxamide;
(2-[[(4-Fluorophenyl)methyl]amino] (3-pyridyl))-N-[4-(methylethyl)phenyl]carboxamide;
10 (2-[[(4-Fluorophenyl)methyl]amino] (3-pyridyl))-N-[3-(trifluoromethyl)phenyl]carboxamide;
(2-[[(3,4-Dimethoxyphenyl)methyl]amino] (3-pyridyl))-N-[3-(trifluoromethyl)phenyl]carboxamide;
(2-[Benzylamino] (3-pyridyl))-N-[3-(trifluoromethyl)phenyl]-carboxamide;
15 (2-[[(3-Chlorophenyl)methyl]amino] (3-pyridyl))-N-[3-(trifluoromethyl)phenyl]carboxamide;
(2-[[(4-Bromophenyl)methyl]amino] (3-pyridyl))-N-[3-(trifluoromethyl)phenyl]carboxamide;
20 (2-[[(4-Chlorophenyl)methyl]amino] (3-pyridyl))-N-[3-(trifluoromethyl)phenyl]carboxamide;
(2-[[(2,4-Difluorophenyl)methyl]amino] (3-pyridyl))-N-[3-(trifluoromethyl)phenyl]carboxamide;
(2-[[(4-Fluorophenyl)ethyl]amino] (3-pyridyl))-N-[3-(trifluoromethyl)phenyl]carboxamide;
25 (2-[[(3,4-Difluorophenyl)methyl]amino] (3-pyridyl))-N-[3-(trifluoromethyl)phenyl]carboxamide;
(2-[[(2,3-Difluorophenyl)methyl]amino] (3-pyridyl))-N-[3-(trifluoromethyl)phenyl]carboxamide;
30 (2-[[(2-Fluorophenyl)methyl]amino] (3-pyridyl))-N-[3-(trifluoromethyl)phenyl]carboxamide;
(2-[[(2,6-Difluorophenyl)methyl]amino] (3-pyridyl))-N-[3-(trifluoromethyl)phenyl]carboxamide;

- 36 -

- (2-[[(3-Bromophenyl)methyl]amino] (3-pyridyl))-N-[3-(trifluoromethyl)phenyl]carboxamide;
- (2-[[(4-Fluorophenyl)methyl]amino] (3-pyridyl))-N-[4-(trifluoromethyl)phenyl]carboxamide;
- 5 N-{3-[3-(Dimethylamino)propyl]-5-(trifluoromethyl)phenyl} (2-[[(4-fluorophenyl)methyl]amino] (3-pyridyl)) carboxamide;
- {2-[[(3-[3-(Dimethylamino)propyl]-4-fluorophenyl)methyl]amino] (3-pyridyl))-N-[4-(tert-butyl)phenyl]carboxamide;
- 10 {2-[[(3-[3-(Dimethylamino)propyl]-4-fluorophenyl)methyl]amino] (3-pyridyl))-N-[4-(trifluoromethyl)phenyl]carboxamide;
- {2-[[(3-[3-(Dimethylamino)propyl]-4-fluorophenyl)methyl]amino] (3-pyridyl))-N-(4-bromo-2-
- 15 fluorophenyl)carboxamide;
- 2-[(4-Fluorobenzyl)amino]-N-[4-tert-butyl-3-(1,2,3,6-tetrahydropyridin-4-yl)phenyl]nicotinamide; and
- [2-[[(4-Fluoro-3-(3-morpholin-4-ylprop-1-ynyl)phenyl)methyl]amino] (3-pyridyl))-N-[3-
- 20 (trifluoromethyl)phenyl]carboxamide.

Indications

- Compounds of the present invention would be useful for, but not limited to, the prevention or treatment of
- 25 angiogenesis-related diseases. The compounds of the invention have kinase inhibitory activity, such as VEGFR/KDR inhibitory activity. The compounds of the invention are useful in therapy as antineoplasia agents or to minimize deleterious effects of VEGF.
- 30 Compounds of the invention would be useful for the treatment of neoplasia including cancer and metastasis, including, but not limited to: carcinoma such as cancer of the bladder, breast, colon, kidney, liver, lung (including small cell lung cancer), esophagus, gall-bladder, ovary,
- 35 pancreas, stomach, cervix, thyroid, prostate, and skin

- 37 -

(including squamous cell carcinoma); hematopoietic tumors of lymphoid lineage (including leukemia, acute lymphocytic leukemia, acute lymphoblastic leukemia, B-cell lymphoma, T-cell-lymphoma, Hodgkin's lymphoma, non-Hodgkin's lymphoma, hairy cell lymphoma and Burkett's lymphoma); hematopoietic tumors of myeloid lineage (including acute and chronic myelogenous leukemias, myelodysplastic syndrome and promyelocytic leukemia); tumors of mesenchymal origin (including fibrosarcoma and rhabdomyosarcoma, and other sarcomas, e.g. soft tissue and bone); tumors of the central and peripheral nervous system (including astrocytoma, neuroblastoma, glioma and schwannomas); and other tumors (including melanoma, seminoma, teratocarcinoma, osteosarcoma, xenoderma pigmentosum, keratocanthoma, thyroid follicular cancer and Kaposi's sarcoma).

Preferably, the compounds are useful for the treatment of neoplasia selected from lung cancer, colon cancer and breast cancer.

The compounds also would be useful for treatment of ophthalmological conditions such as corneal graft rejection, ocular neovascularization, retinal neovascularization including neovascularization following injury or infection, diabetic retinopathy, retrolental fibroplasia and neovascular glaucoma; retinal ischemia; vitreous hemorrhage; ulcerative diseases such as gastric ulcer; pathological, but non-malignant, conditions such as hemangiomas, including infantile hemangiomas, angiofibroma of the nasopharynx and avascular necrosis of bone; and disorders of the female reproductive system such as endometriosis. The compounds are also useful for the treatment of edema, and conditions of vascular hyperpermeability.

The compounds of the invention are useful in therapy of proliferative diseases. These compounds can be used for the treatment of an inflammatory rheumatoid or rheumatic

- 38 -

disease, especially of manifestations at the locomotor apparatus, such as various inflammatory rheumatoid diseases, especially chronic polyarthrititis including rheumatoid arthritis, juvenile arthritis or psoriasis arthropathy;

5 paraneoplastic syndrome or tumor-induced inflammatory diseases, turbid effusions, collagenosis, such as systemic Lupus erythematosus, poly-myositis, dermatomyositis, systemic scleroderma or mixed collagenosis; postinfectious arthritis (where no living pathogenic organism can be found

10 at or in the affected part of the body), seronegative spondylarthrititis, such as spondylitis ankylosans; vasculitis, sarcoidosis, or arthrosis; or further any combinations thereof. An example of an inflammation related disorder is (a) synovial inflammation, for example,

15 synovitis, including any of the particular forms of synovitis, in particular bursal synovitis and purulent synovitis, as far as it is not crystal-induced. Such synovial inflammation may for example, be consequential to or associated with disease, e.g. arthritis, e.g.

20 osteoarthritis, rheumatoid arthritis or arthritis deformans. The present invention is further applicable to the systemic treatment of inflammation, e.g. inflammatory diseases or conditions, of the joints or locomotor apparatus in the region of the tendon insertions and tendon sheaths. Such

25 inflammation may be, for example, be consequential to or associated with disease or further (in a broader sense of the invention) with surgical intervention, including, in particular conditions such as insertion endopathy, myofasciale syndrome and tendomyositis. The present invention

30 is further especially applicable to the treatment of inflammation, e.g. inflammatory disease or condition, of connective tissues including dermatomyositis and myositis.

These compounds can be used as active agents against such disease states as arthritis, atherosclerosis,

- 39 -

psoriasis, hemangiomas, myocardial angiogenesis, coronary and cerebral collaterals, ischemic limb angiogenesis, wound healing, peptic ulcer Helicobacter related diseases, fractures, cat scratch fever, rubeosis, neovascular glaucoma and retinopathies such as those associated with diabetic retinopathy or macular degeneration. In addition, some of these compounds can be used as active agents against solid tumors, malignant ascites, hematopoietic cancers and hyperproliferative disorders such as thyroid hyperplasia (especially Grave's disease), and cysts (such as hypervascularity of ovarian stroma, characteristic of polycystic ovarian syndrome (Stein- Leventhal syndrome)) since such diseases require a proliferation of blood vessel cells for growth and/or metastasis.

Further, some of these compounds can be used as active agents against burns, chronic lung disease, stroke, polyps, anaphylaxis, chronic and allergic inflammation, ovarian hyperstimulation syndrome, brain tumor-associated cerebral edema, high-altitude, trauma or hypoxia induced cerebral or pulmonary edema, ocular and macular edema, ascites, and other diseases where vascular hyperpermeability, effusions, exudates, protein extravasation, or edema is a manifestation of the disease. The compounds will also be useful in treating disorders in which protein extravasation leads to the deposition of fibrin and extracellular matrix, promoting stromal proliferation (e.g. fibrosis, cirrhosis and carpal tunnel syndrome).

The compounds of the present invention are also useful in the treatment of ulcers including bacterial, fungal, Mooren ulcers and ulcerative colitis.

The compounds of the present invention are also useful in the treatment of conditions wherein undesired angiogenesis, edema, or stromal deposition occurs in viral infections such as Herpes simplex, Herpes Zoster, AIDS,

- 40 -

Kaposi's sarcoma, protozoan infections and toxoplasmosis, following trauma, radiation, stroke, endometriosis, ovarian hyperstimulation syndrome, systemic lupus, sarcoidosis, synovitis, Crohn's disease, sickle cell anaemia, Lyme
5 disease, pemphigoid, Paget's disease, hyperviscosity syndrome, Osler-Weber-Rendu disease, chronic inflammation, chronic occlusive pulmonary disease, asthma, and inflammatory rheumatoid or rheumatic disease. The compounds are also useful in the reduction of sub-cutaneous fat and
10 for the treatment of obesity.

The compounds of the present invention are also useful in the treatment of ocular conditions such as ocular and macular edema, glaucoma, ocular neovascular disease, scleritis, radial keratotomy, uveitis, vitritis, myopia,
15 optic pits, chronic retinal detachment, post-laser complications, conjunctivitis, Stargardt's disease and Eales disease in addition to retinopathy and macular degeneration.

The compounds of the present invention are also useful in the treatment of cardiovascular conditions such as
20 atherosclerosis, restenosis, arteriosclerosis, vascular occlusion and carotid obstructive disease.

The compounds of the present invention are also useful in the treatment of cancer related indications such as solid tumors, sarcomas (especially Ewing's sarcoma and
25 osteosarcoma), retinoblastoma, rhabdomyosarcomas, neuroblastoma, hematopoietic malignancies, including leukemia and lymphoma, tumor-induced pleural or pericardial effusions, and malignant ascites.

The compounds of the present invention are also useful
30 in the treatment of diabetic conditions such as diabetic retinopathy and microangiopathy.

The compounds of this invention may also act as inhibitors of other protein kinases, e.g. p38, EGFR, CDK-2,

- 41 -

CDK-5, IKK, JNK3, and thus be effective in the treatment of diseases associated with other protein kinases.

Besides being useful for human treatment, these compounds are also useful for veterinary treatment of
5 companion animals, exotic animals and farm animals, including mammals, rodents, and the like. More preferred animals include horses, dogs, and cats.

As used herein, the compounds of the present invention include the pharmaceutically acceptable derivatives
10 thereof.

Definitions

A "pharmaceutically-acceptable derivative" denotes any salt, ester of a compound of this invention, or any other
15 compound which upon administration to a patient is capable of providing (directly or indirectly) a compound of this invention, or a metabolite or residue thereof, characterized by the ability to inhibit angiogenesis.

The term "treatment" includes therapeutic treatment as
20 well as prophylactic treatment (either preventing the onset of disorders altogether or delaying the onset of a preclinically evident stage of disorders in individuals).

The phrase "therapeutically-effective" is intended to qualify the amount of each agent, which will achieve the
25 goal of improvement in disorder severity and the frequency of incidence over treatment of each agent by itself, while avoiding adverse side effects typically associated with alternative therapies. For example, effective neoplastic therapeutic agents prolong the survivability of the patient,
30 inhibit the rapidly-proliferating cell growth associated with the neoplasm, or effect a regression of the neoplasm.

The term "prevention" includes either preventing the onset of disorders altogether or delaying the onset of a preclinically evident stage of disorders in individuals.

- 42 -

This includes prophylactic treatment of those at risk of developing a disease, such as a cancer, for example.

"Prophylaxis" is another term for prevention.

The term "H" denotes a single hydrogen atom. This radical may be attached, for example, to an oxygen atom to form a hydroxyl radical.

Where the term "alkyl" is used, either alone or within other terms such as "haloalkyl" and "alkylamino", it embraces linear or branched radicals having one to about twelve carbon atoms. More preferred alkyl radicals are "lower alkyl" radicals having one to about six carbon atoms. Examples of such radicals include methyl, ethyl, n-propyl, isopropyl, n-butyl, isobutyl, sec-butyl, tert-butyl, pentyl, isoamyl, hexyl and the like. Even more preferred are lower alkyl radicals having one or two carbon atoms. The term "alkylenyl" embraces bridging divalent alkyl radicals such as methylenyl and ethylenyl. The term "lower alkyl substituted with R¹" does not include an acetal moiety.

The term "alkenyl" embraces linear or branched radicals having at least one carbon-carbon double bond of two to about twelve carbon atoms. More preferred alkenyl radicals are "lower alkenyl" radicals having two to about six carbon atoms. Most preferred lower alkenyl radicals are radicals having two to about four carbon atoms. Examples of alkenyl radicals include ethenyl, propenyl, allyl, propenyl, butenyl and 4-methylbutenyl. The terms "alkenyl" and "lower alkenyl", embrace radicals having "cis" and "trans" orientations, or alternatively, "E" and "Z" orientations.

The term "alkynyl" denotes linear or branched radicals having at least one carbon-carbon triple bond and having two to about twelve carbon atoms. More preferred alkynyl radicals are "lower alkynyl" radicals having two to about six carbon atoms. Most preferred are lower alkynyl radicals

- 43 -

having two to about four carbon atoms. Examples of such radicals include propargyl, butynyl, and the like.

The term "halo" means halogens such as fluorine, chlorine, bromine or iodine atoms.

5 The term "haloalkyl" embraces radicals wherein any one or more of the alkyl carbon atoms is substituted with halo as defined above. Specifically embraced are monohaloalkyl, dihaloalkyl and polyhaloalkyl radicals including perhaloalkyl. A monohaloalkyl radical, for one example, may
10 have either an iodo, bromo, chloro or fluoro atom within the radical. Dihalo and polyhaloalkyl radicals may have two or more of the same halo atoms or a combination of different halo radicals. "Lower haloalkyl" embraces radicals having 1-
15 6 carbon atoms. Even more preferred are lower haloalkyl radicals having one to three carbon atoms. Examples of haloalkyl radicals include fluoromethyl, difluoromethyl, trifluoromethyl, chloromethyl, dichloromethyl, trichloromethyl, pentafluoroethyl, heptafluoropropyl, difluorochloromethyl, dichlorofluoromethyl, difluoroethyl,
20 difluoropropyl, dichloroethyl and dichloropropyl. "Perfluoroalkyl" means alkyl radicals having all hydrogen atoms replaced with fluoro atoms. Examples include trifluoromethyl and pentafluoroethyl.

25 The term "hydroxyalkyl" embraces linear or branched alkyl radicals having one to about ten carbon atoms any one of which may be substituted with one or more hydroxyl radicals. More preferred hydroxyalkyl radicals are "lower hydroxyalkyl" radicals having one to six carbon atoms and one or more hydroxyl radicals. Examples of such radicals
30 include hydroxymethyl, hydroxyethyl, hydroxypropyl, hydroxybutyl and hydroxyhexyl. Even more preferred are lower hydroxyalkyl radicals having one to three carbon atoms.

The term "alkoxy" embrace linear or branched oxy-containing radicals each having alkyl portions of one to

- 44 -

about ten carbon atoms. More preferred alkoxy radicals are "lower alkoxy" radicals having one to six carbon atoms. Examples of such radicals include methoxy, ethoxy, propoxy, butoxy and *tert*-butoxy. Even more preferred are lower alkoxy radicals having one to three carbon atoms. Alkoxy radicals may be further substituted with one or more halo atoms, such as fluoro, chloro or bromo, to provide "haloalkoxy" radicals. Even more preferred are lower haloalkoxy radicals having one to three carbon atoms. Examples of such radicals include fluoromethoxy, chloromethoxy, trifluoromethoxy, trifluoroethoxy, fluoroethoxy and fluoropropoxy.

The term "aryl", alone or in combination, means a carbocyclic aromatic system containing one or two rings wherein such rings may be attached together in a fused manner. The term "aryl" embraces aromatic radicals such as phenyl, naphthyl, indenyl, tetrahydronaphthyl, and indanyl. More preferred aryl is phenyl. Said "aryl" group may have 1 to 3 substituents such as lower alkyl, hydroxyl, halo, haloalkyl, nitro, cyano, alkoxy and lower alkylamino. Phenyl substituted with -O-CH₂-O- forms the aryl benzodioxolyl substituent.

The term "heterocyclyl" embraces saturated, partially saturated and unsaturated heteroatom-containing ring radicals, where the heteroatoms may be selected from nitrogen, sulfur and oxygen. It does not include rings containing -O-O-, -O-S- or -S-S- portions. Said "heterocyclyl" group may have 1 to 3 substituents such as hydroxyl, Boc, halo, haloalkyl, cyano, lower alkyl, lower aralkyl, oxo, lower alkoxy, amino and lower alkylamino.

Examples of saturated heterocyclic radicals include saturated 3 to 6-membered heteromonocyclic groups containing 1 to 4 nitrogen atoms [e.g. pyrrolidinyl, imidazolidinyl, piperidinyl, pyrrolinyl, piperazinyl]; saturated 3 to 6-membered heteromonocyclic group containing 1 to 2 oxygen

- 45 -

atoms and 1 to 3 nitrogen atoms [e.g. morpholinyl];
saturated 3 to 6-membered heteromonocyclic group containing
1 to 2 sulfur atoms and 1 to 3 nitrogen atoms [e.g.,
thiazolidinyl]. Examples of partially saturated heterocycl
5 radicals include dihydrothienyl, dihydropyranyl,
dihydrofuryl and dihydrothiazolyl.

Examples of unsaturated heterocyclic radicals, also
termed "heteroaryl" radicals, include unsaturated 5 to 6
membered heteromonocyclyl group containing 1 to 4 nitrogen
10 atoms, for example, pyrrolyl, imidazolyl, pyrazolyl, 2-
pyridyl, 3-pyridyl, 4-pyridyl, pyrimidyl, pyrazinyl,
pyridazinyl, triazolyl [e.g., 4H-1,2,4-triazolyl, 1H-1,2,3-
triazolyl, 2H-1,2,3-triazolyl]; unsaturated 5- to 6-membered
heteromonocyclic group containing an oxygen atom, for
15 example, pyranyl, 2-furyl, 3-furyl, etc.; unsaturated 5 to
6-membered heteromonocyclic group containing a sulfur atom,
for example, 2-thienyl, 3-thienyl, etc.; unsaturated 5- to
6-membered heteromonocyclic group containing 1 to 2 oxygen
atoms and 1 to 3 nitrogen atoms, for example, oxazolyl,
20 isoxazolyl, oxadiazolyl [e.g., 1,2,4-oxadiazolyl, 1,3,4-
oxadiazolyl, 1,2,5-oxadiazolyl]; unsaturated 5 to 6-membered
heteromonocyclic group containing 1 to 2 sulfur atoms and 1
to 3 nitrogen atoms, for example, thiazolyl, thiadiazolyl
[e.g., 1,2,4-thiadiazolyl, 1,3,4-thiadiazolyl, 1,2,5-
25 thiadiazolyl].

The term also embraces radicals where heterocyclic
radicals are fused/condensed with aryl radicals:
unsaturated condensed heterocyclic group containing 1 to 5
nitrogen atoms, for example, indolyl, isoindolyl,
30 indolizinyll, benzimidazolyl, quinolyl, isoquinolyl,
indazolyl, benzotriazolyl, tetrazolopyridazinyl [e.g.,
tetrazolo [1,5-b]pyridazinyl]; unsaturated condensed
heterocyclic group containing 1 to 2 oxygen atoms and 1 to 3
nitrogen atoms [e.g. benzoxazolyl, benzoxadiazolyl];

- 46 -

unsaturated condensed heterocyclic group containing 1 to 2 sulfur atoms and 1 to 3 nitrogen atoms [e.g., benzothiazolyl, benzothiadiazolyl]; and saturated, partially unsaturated and unsaturated condensed heterocyclic group
5 containing 1 to 2 oxygen or sulfur atoms [e.g. benzofuryl, benzothienyl, 2,3-dihydro-benzo[1,4]dioxinyl and dihydrobenzofuryl]. Preferred heterocyclic radicals include five to ten membered fused or unfused radicals. More preferred examples of heteroaryl radicals include quinolyl,
10 isoquinolyl, imidazolyl, pyridyl, thienyl, thiazolyl, oxazolyl, furyl, and pyrazinyl. Other preferred heteroaryl radicals are 5- or 6-membered heteroaryl, containing one or two heteroatoms selected from sulfur, nitrogen and oxygen, selected from thienyl, furyl, pyrrolyl, indazolyl,
15 pyrazolyl, oxazolyl, triazolyl, imidazolyl, pyrazolyl, isoxazolyl, isothiazolyl, pyridyl, piperidinyl and pyrazinyl.

Particular examples of non-nitrogen containing heteroaryl include pyranyl, 2-furyl, 3-furyl, 2-thienyl, 3-
20 thienyl, benzofuryl, benzothienyl, and the like.

Particular examples of partially saturated and saturated heterocyclyl include pyrrolidinyl, imidazolidinyl, piperidinyl, pyrrolinyl, pyrazolidinyl, piperazinyl, morpholinyl, tetrahydropyranyl, thiazolidinyl,
25 dihydrothienyl, 2,3-dihydro-benzo[1,4]dioxanyl, indolinyl, isoindolinyl, dihydrobenzothienyl, dihydrobenzofuryl, isochromanyl, chromanyl, 1,2-dihydroquinolyl, 1,2,3,4-tetrahydro-isoquinolyl, 1,2,3,4-tetrahydro-quinolyl, 2,3,4,4a,9,9a-hexahydro-1H-3-aza-fluorenyl, 5,6,7-trihydro-
30 1,2,4-triazolo[3,4-a]isoquinolyl, 3,4-dihydro-2H-benzo[1,4]oxazinyl, benzo[1,4]dioxanyl, 2,3-dihydro-1H-1λ'-benzo[d]isothiazol-6-yl, dihydropyranyl, dihydrofuryl and dihydrothiazolyl, and the like.

- 47 -

The term "sulfonyl", whether used alone or linked to other terms such as alkylsulfonyl, denotes respectively divalent radicals $\text{-SO}_2\text{-}$.

The terms "sulfamyl," "aminosulfonyl" and
5 "sulfonamidyl," denotes a sulfonyl radical substituted with an amine radical, forming a sulfonamide ($\text{-SO}_2\text{NH}_2$).

The term "alkylaminosulfonyl" includes "N-alkylaminosulfonyl" where sulfamyl radicals are independently substituted with one or two alkyl radical(s).
10 More preferred alkylaminosulfonyl radicals are "lower alkylaminosulfonyl" radicals having one to six carbon atoms. Even more preferred are lower alkylaminosulfonyl radicals having one to three carbon atoms. Examples of such lower alkylaminosulfonyl radicals include N-methylaminosulfonyl,
15 and N-ethylaminosulfonyl.

The terms "carboxy" or "carboxyl", whether used alone or with other terms, such as "carboxyalkyl", denotes $\text{-CO}_2\text{H}$.

The term "carbonyl", whether used alone or with other terms, such as "aminocarbonyl", denotes -(C=O)- .

20 The term "aminocarbonyl" denotes an amide group of the formula -C(=O)NH_2 .

The terms "N-alkylaminocarbonyl" and "N,N-dialkylaminocarbonyl" denote aminocarbonyl radicals independently substituted with one or two alkyl radicals,
25 respectively. More preferred are "lower alkylaminocarbonyl" having lower alkyl radicals as described above attached to an aminocarbonyl radical.

The terms "N-arylaminocarbonyl" and "N-alkyl-N-arylaminocarbonyl" denote aminocarbonyl radicals
30 substituted, respectively, with one aryl radical, or one alkyl and one aryl radical.

The term "heterocyclylcarbonylalkyl" denotes alkyl groups which have been substituted with a heterocyclylcarbonyl radical. More preferred are contain 4-6

- 48 -

membered heterocyclyl groups and C₁-C₆-alkyl radicals, such as 4-methylpiperazinylcarbonylethyl.

The term "heterocyclylalkylcarbonyl" denotes carbonyl groups which have been substituted with a heterocyclylalkyl radical. More preferred are contain 4-6 membered heterocyclyl groups and C₁-C₆-alkyl radicals, such as piperidinylmethylcarbonyl.

The term "alkoxycarbonylaminoalkyl" denotes an aminoalkyl group, which is substituted with an alkoxy carbonyl radical. More preferred are "lower alkoxy carbonylaminoalkyl" having C₁-C₆-alkyl radicals.

The term "heterocyclylalkylenyl" embraces heterocyclic-substituted alkyl radicals. More preferred heterocyclylalkylenyl radicals are "5- or 6-membered heteroarylalkylenyl" radicals having alkyl portions of one to six carbon atoms and a 5- or 6-membered heteroaryl radical. Even more preferred are lower heteroarylalkylenyl radicals having alkyl portions of one to four carbon atoms. Examples include such radicals as pyridylmethyl and thienylmethyl.

The term "aralkyl" embraces aryl-substituted alkyl radicals. Preferable aralkyl radicals are "lower aralkyl" radicals having aryl radicals attached to alkyl radicals having one to six carbon atoms. Even more preferred are "phenylalkylenyl" attached to alkyl portions having one to three carbon atoms. Examples of such radicals include benzyl, diphenylmethyl and phenylethyl. The aryl in said aralkyl may be additionally substituted with halo, alkyl, alkoxy, haloalkyl and haloalkoxy.

The term "alkylthio" embraces radicals containing a linear or branched alkyl radical, of one to ten carbon atoms, attached to a divalent sulfur atom. Even more preferred are lower alkylthio radicals having one to three

- 49 -

carbon atoms. An example of "alkylthio" is methylthio, (CH₃S-).

The term "haloalkylthio" embraces radicals containing a haloalkyl radical, of one to ten carbon atoms, attached to a divalent sulfur atom. Even more preferred are lower haloalkylthio radicals having one to three carbon atoms. An example of "haloalkylthio" is trifluoromethylthio.

The term "alkylamino" embraces "N-alkylamino" and "N,N-dialkylamino" where amino groups are independently substituted with one alkyl radical and with two alkyl radicals, respectively. More preferred alkylamino radicals are "lower alkylamino" radicals having one or two alkyl radicals of one to six carbon atoms, attached to a nitrogen atom. Even more preferred are lower alkylamino radicals having one to three carbon atoms. Suitable alkylamino radicals may be mono or dialkylamino such as N-methylamino, N-ethylamino, N,N-dimethylamino, N,N-diethylamino and the like.

The term "arylamino" denotes amino groups which have been substituted with one or two aryl radicals, such as N-phenylamino. The arylamino radicals may be further substituted on the aryl ring portion of the radical.

The term "heteroarylamino" denotes amino groups which have been substituted with one or two heteroaryl radicals, such as N-thienylamino. The "heteroarylamino" radicals may be further substituted on the heteroaryl ring portion of the radical.

The term "aralkylamino" denotes amino groups which have been independently substituted with one or two aralkyl radicals. More preferred are phenyl-C₁-C₃-alkylamino radicals, such as N-benzylamino. The aralkylamino radicals may be further substituted on the aryl ring portion.

The terms "N-alkyl-N-arylamino" and "N-aralkyl-N-alkylamino" denote amino groups which are independently

- 50 -

substituted with one aralkyl and one alkyl radical, or one aryl and one alkyl radical, respectively, to an amino group.

The term "aminoalkyl" embraces linear or branched alkyl radicals having one to about ten carbon atoms any one of which may be substituted with one or more amino radicals. More preferred aminoalkyl radicals are "lower aminoalkyl" radicals having one to six carbon atoms and one or more amino radicals. Examples of such radicals include aminomethyl, aminoethyl, aminopropyl, aminobutyl and aminohexyl. Even more preferred are lower aminoalkyl radicals having one to three carbon atoms.

The term "alkylaminoalkyl" embraces alkyl radicals substituted with alkylamino radicals. More preferred alkylaminoalkyl radicals are "lower alkylaminoalkyl" radicals having alkyl radicals of one to six carbon atoms. Even more preferred are lower alkylaminoalkyl radicals having alkyl radicals of one to three carbon atoms. Suitable alkylaminoalkyl radicals may be mono or dialkyl substituted, such as N-methylaminomethyl, N,N-dimethyl-aminoethyl, N,N-diethylaminomethyl and the like.

The term "alkylaminoalkoxy" embraces alkoxy radicals substituted with alkylamino radicals. More preferred alkylaminoalkoxy radicals are "lower alkylaminoalkoxy" radicals having alkoxy radicals of one to six carbon atoms. Even more preferred are lower alkylaminoalkoxy radicals having alkyl radicals of one to three carbon atoms. Suitable alkylaminoalkoxy radicals may be mono or dialkyl substituted, such as N-methylaminoethoxy, N,N-dimethylaminoethoxy, N,N-diethylaminoethoxy and the like.

The term "alkylaminoalkoxyalkoxy" embraces alkoxy radicals substituted with alkylaminoalkoxy radicals. More preferred alkylaminoalkoxyalkoxy radicals are "lower alkylaminoalkoxyalkoxy" radicals having alkoxy radicals of one to six carbon atoms. Even more preferred are lower

- 51 -

alkylaminoalkoxyalkoxy radicals having alkyl radicals of one to three carbon atoms. Suitable alkylaminoalkoxyalkoxy radicals may be mono or dialkyl substituted, such as N-methylaminoethoxyethoxy, N-methylaminomethoxyethoxy, N,N-dimethylaminoethoxyethoxy, N,N-diethylaminomethoxymethoxy and the like.

The term "carboxyalkyl" embraces linear or branched alkyl radicals having one to about ten carbon atoms any one of which may be substituted with one or more carboxy radicals. More preferred carboxyalkyl radicals are "lower carboxyalkyl" radicals having one to six carbon atoms and one carboxy radical. Examples of such radicals include carboxymethyl, carboxypropyl, and the like. Even more preferred are lower carboxyalkyl radicals having one to three CH₂ groups.

The term "halosulfonyl" embraces sulfonyl radicals substituted with a halogen radical. Examples of such halosulfonyl radicals include chlorosulfonyl and fluorosulfonyl.

The term "arylthio" embraces aryl radicals of six to ten carbon atoms, attached to a divalent sulfur atom. An example of "arylthio" is phenylthio.

The term "aralkylthio" embraces aralkyl radicals as described above, attached to a divalent sulfur atom. More preferred are phenyl-C₁-C₃-alkylthio radicals. An example of "aralkylthio" is benzylthio.

The term "aryloxy" embraces optionally substituted aryl radicals, as defined above, attached to an oxygen atom. Examples of such radicals include phenoxy.

The term "aralkoxy" embraces oxy-containing aralkyl radicals attached through an oxygen atom to other radicals. More preferred aralkoxy radicals are "lower aralkoxy" radicals having optionally substituted phenyl radicals attached to lower alkoxy radical as described above.

- 52 -

The term "heteroaryloxy" embraces optionally substituted heteroaryl radicals, as defined above, attached to an oxygen atom.

The term "heteroarylalkoxy" embraces oxy-containing
5 heteroarylalkyl radicals attached through an oxygen atom to other radicals. More preferred heteroarylalkoxy radicals are "lower heteroarylalkoxy" radicals having optionally substituted heteroaryl radicals attached to lower alkoxy radical as described above.

10 The term "cycloalkyl" includes saturated carbocyclic groups. Preferred cycloalkyl groups include C₃-C₆ rings. More preferred compounds include, cyclopentyl, cyclopropyl, and cyclohexyl.

The term "cycloalkylalkyl" embraces cycloalkyl-
15 substituted alkyl radicals. Preferable cycloalkylalkyl radicals are "lower cycloalkylalkyl" radicals having C₃₋₆ cycloalkyl radicals attached to alkyl radicals having one to six carbon atoms.

The term "cycloalkenyl" includes carbocyclic groups
20 having one or more carbon-carbon double bonds including "cycloalkyldienyl" compounds. Preferred cycloalkenyl groups include C₃-C₆ rings. More preferred compounds include, for example, cyclopentenyl, cyclopentadienyl, cyclohexenyl and cycloheptadienyl.

25 The term "comprising" is meant to be open ended, including the indicated component but not excluding other elements.

The term "Formulas I-III" includes formula II'.

The compounds of the invention are endowed with kinase
30 inhibitory activity, such as KDR inhibitory activity.

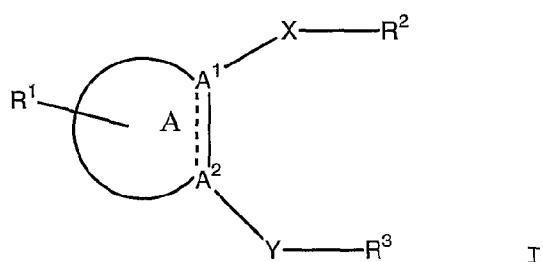
The present invention also comprises the use of a compound of the invention, or pharmaceutically acceptable salt thereof, in the manufacture of a medicament for the treatment either acutely or chronically of an angiogenesis

- 53 -

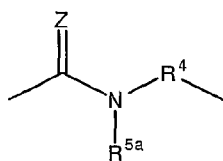
mediated disease state, including those described previously. The compounds of the present invention are useful in the manufacture of an anti-cancer medicament. The compounds of the present invention are also useful in the
 5 manufacture of a medicament to attenuate or prevent disorders through inhibition of KDR.

The present invention comprises a pharmaceutical composition comprising a therapeutically-effective amount of a compound of Formulas I-III in association with a least one
 10 pharmaceutically-acceptable carrier, adjuvant or diluent.

The present invention also comprises a method of treating angiogenesis related disorders in a subject having or susceptible to such disorder, the method comprising treating the subject with a therapeutically-effective amount
 15 of a compound of Formula I



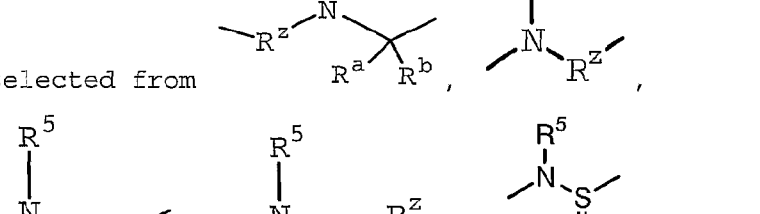
wherein each of A¹ and A² is independently C or N;
 20 wherein A¹-A² form part of a ring A selected from 5- or 6-membered heteroaryl;



wherein X is ;
 wherein Z is oxygen or sulfur;

- 54 -


Y is selected from



The structures for Y are:

- $\text{R}^5\text{N}(\text{R}^z)\text{C}(\text{R}^a)(\text{R}^b)$
- $\text{R}^5\text{N}(\text{R}^z)$
- $\text{R}^5\text{N}(\text{R}^d)$
- $\text{R}^5\text{N}(\text{R}^d)\text{R}^z$
- $\text{R}^5\text{N}(\text{S}(\text{O})_p)$
- $\text{R}^5\text{N}(\text{R}^b)\text{C}(\text{R}^a)(\text{R}^z)$
- $\text{R}^5\text{N}(\text{R}^z)\text{C}(\text{R}^b)(\text{R}^a)$
- $\text{R}^5\text{N}(\text{S}(\text{O})_p)\text{R}^z$
- $\text{R}^5\text{N}(\text{R}^z)\text{S}(\text{O})_p$

and



$\text{N}=\text{C}(\text{R}^a)\text{R}^b$

5

wherein p is 0 to 2,

wherein R^a and R^b are independently selected from H, halo, cyano, -NHR⁶ and C₁₋₄-alkyl substituted with R¹, or wherein R^a and R^b together form C₃₋₆ cycloalkyl;

10 wherein R² is selected from C₂-C₆-alkylenyl, where one of the CH₂ groups may be replaced with an oxygen atom or an -NH-; wherein one of the CH₂ groups may be substituted with one or two radicals selected from halo, cyano, -NHR⁶ and C₁₋₄-alkyl substituted with R¹;

15 wherein R^d is cycloalkyl;

wherein R¹ is one or more substituents independently selected from H, halo, -OR⁷, oxo, -SR⁷, -CO₂R⁷, -COR⁷, -CONR⁷R⁷, -NR⁷R⁷, -SO₂NR⁷R⁷, -NR⁷C(O)OR⁷, -NR⁷C(O)R⁷, -NR⁷C(O)NR⁷R⁷, cycloalkyl, optionally substituted

20 phenylalkylenyl, optionally substituted 5-6 membered
heterocyclyl, optionally substituted heteroarylalkylenyl,
optionally substituted phenyl, lower alkyl, cyano, lower
hydroxyalkyl, lower carboxyalkyl, nitro, lower alkenyl,

- 55 -

lower alkynyl, lower aminoalkyl, lower alkylaminoalkyl
and lower haloalkyl;

wherein R² is selected from

- a) substituted or unsubstituted 6-10 membered aryl,
- 5 b) substituted or unsubstituted 5-6 membered heterocyclyl,
- c) substituted or unsubstituted 9-14 membered bicyclic or tricyclic heterocyclyl,
- d) cycloalkyl, and
- 10 e) cycloalkenyl,

wherein substituted R² is substituted with one or more substituents independently selected from halo, -OR⁷, -SR⁷, -CO₂R⁷, -CONR⁷R⁷, -COR⁷, -NR⁷R⁷, -NH(C₁-C₄ alkylenylR³), -SO₂R⁷, -SO₂NR⁷R⁷, -NR⁷C(O)OR⁷, -NR⁷C(O)R⁷,
15 optionally substituted cycloalkyl, optionally substituted 5-6 membered heterocyclyl, optionally substituted phenyl, halosulfonyl, cyano, alkylaminoalkoxy, alkylaminoalkoxyalkoxy, nitro, lower alkyl substituted with R¹, lower alkenyl substituted
20 with R¹, and lower alkynyl substituted with R¹;

wherein R³ is selected from aryl substituted with one or more substituents independently selected from halo, -OR⁷, -SR⁷, -SO₂R⁷, -CO₂R⁷, -CONR⁷R⁷, -COR⁷, -NR⁷R⁷, -SO₂NR⁷R⁷, -NR⁷C(O)OR⁷, -NR⁷C(O)R⁷, cycloalkyl, optionally substituted
25 5-6 membered heterocyclyl, optionally substituted phenyl, nitro, alkylaminoalkoxyalkoxy, cyano, alkylaminoalkoxy, lower alkyl substituted with R¹, lower alkenyl substituted with R¹, and lower alkynyl substituted with R¹;

- 30 wherein R⁴ is selected from a direct bond, C₂₋₄-alkylenyl, C₂₋₄-alkenylenyl and C₂₋₄-alkynylenyl, where one of the CH₂ groups may be substituted with an oxygen atom or an -NH-, wherein R⁴ is optionally substituted with hydroxy;

- 56 -

wherein R⁵ is selected from H, lower alkyl, phenyl and lower aralkyl;

wherein R^{5a} is selected from H, lower alkyl, phenyl and lower aralkyl;

5 wherein R⁶ is selected from H or C₁₋₆-alkyl; and

wherein R⁷ is selected from H, lower alkyl, phenyl, 5-6 membered heterocyclyl, C₃-C₆-cycloalkyl, phenylalkyl, 5-6 membered heterocyclylalkyl, C₃-C₆ cycloalkylalkyl, and lower haloalkyl;

10 wherein R⁹ is selected from H, phenyl, 5-6 membered heterocyclyl and C₃-C₆ cycloalkyl.

COMBINATIONS

15 While the compounds of the invention can be administered as the sole active pharmaceutical agent, they can also be used in combination with one or more compounds of the invention or other agents. When administered as a combination, the therapeutic agents can be formulated as
20 separate compositions that are administered at the same time or sequentially at different times, or the therapeutic agents can be given as a single composition.

The phrase "co-therapy" (or "combination-therapy"), in defining use of a compound of the present invention and
25 another pharmaceutical agent, is intended to embrace administration of each agent in a sequential manner in a regimen that will provide beneficial effects of the drug combination, and is intended as well to embrace co-administration of these agents in a substantially
30 simultaneous manner, such as in a single capsule having a fixed ratio of these active agents or in multiple, separate capsules for each agent.

Specifically, the administration of compounds of the present invention may be in conjunction with additional
35 therapies known to those skilled in the art in the

- 57 -

prevention or treatment of neoplasia, such as with radiation therapy or with cytostatic or cytotoxic agents.

If formulated as a fixed dose, such combination products employ the compounds of this invention within the
5 accepted dosage ranges. Compounds of Formulas I-III may also be administered sequentially with known anticancer or cytotoxic agents when a combination formulation is inappropriate. The invention is not limited in the sequence of administration; compounds of the invention may be
10 administered either prior to, simultaneous with, or after administration of the known anticancer or cytotoxic agent.

Currently, standard treatment of primary tumors consists of surgical excision followed by either radiation or IV administered chemotherapy. The typical chemotherapy
15 regime consists of either DNA alkylating agents, DNA intercalating agents, CDK inhibitors, or microtubule poisons. The chemotherapy doses used are just below the maximal tolerated dose and therefore dose limiting toxicities typically include, nausea, vomiting, diarrhea,
20 hair loss, neutropenia and the like.

There are large numbers of antineoplastic agents available in commercial use, in clinical evaluation and in pre-clinical development, which would be selected for treatment of neoplasia by combination drug chemotherapy.
25 Such antineoplastic agents fall into several major categories, namely, antibiotic-type agents, alkylating agents, antimetabolite agents, hormonal agents, immunological agents, interferon-type agents and a category of miscellaneous agents.

30 A first family of antineoplastic agents which may be used in combination with compounds of the present invention consists of antimetabolite-type/thymidilate synthase inhibitor antineoplastic agents. Suitable antimetabolite antineoplastic agents may be selected from but not limited

- 58 -

to the group consisting of 5-FU-fibrinogen, acanthifolic acid, aminothiadiaazole, brequinar sodium, carmofur, Ciba-Geigy CGP-30694, cyclopentyl cytosine, cytarabine phosphate stearate, cytarabine conjugates, Lilly DATHF, Merrel Dow

5 DDFC, dezaguanine, dideoxycytidine, dideoxyguanosine, didox, Yoshitomi DMDC, doxifluridine, Wellcome EHNA, Merck & Co. EX-015, fazarabine, floxuridine, fludarabine phosphate, 5-fluorouracil, N-(2'-furanidyl)-5-fluorouracil, Daiichi Seiyaku FO-152, isopropyl pyrrolizine, Lilly LY-188011,

10 Lilly LY-264618, methobenzaprim, methotrexate, Wellcome MZPES, norspermidine, NCI NSC-127716, NCI NSC-264880, NCI NSC-39661, NCI NSC-612567, Warner-Lambert PALA, pentostatin, piritrexim, plicamycin, Asahi Chemical PL-AC, Takeda TAC-788, thioguanine, tiazofurin, Erbamont TIF, trimetrexate,

15 tyrosine kinase inhibitors, Taiho UFT and uricytin.

A second family of antineoplastic agents which may be used in combination with compounds of the present invention consists of alkylating-type antineoplastic agents. Suitable alkylating-type antineoplastic agents may be selected from

20 but not limited to the group consisting of Shionogi 254-S, aldo-phosphamide analogues, altretamine, anaxirone, Boehringer Mannheim BBR-2207, bestabucil, budotitane, Wakunaga CA-102, carboplatin, carmustine, Chinoin-139, Chinoin-153, chlorambucil, cisplatin, cyclophosphamide,

25 American Cyanamid CL-286558, Sanofi CY-233, cyplatate, Degussa D-19-384, Sumimoto DACHP(My₂), diphenylspiromustine, diplatinum cytostatic, Erba distamycin derivatives, Chugai DWA-2114R, ITI E09, elmustine, Erbamont FCE-24517, estramustine phosphate sodium, fotemustine,

30 Unimed G-6-M, Chinoin GYKI-17230, hepsul-fam, ifosfamide, iproplatin, lomustine, mafosfamide, mitolactol, Nippon Kayaku NK-121, NCI NSC-264395, NCI NSC-342215, oxaliplatin, Upjohn PCNU, prednimustine, Proter PTT-119, ranimustine, semustine, SmithKline SK&F-101772, Yakult Honsha SN-22,

- 59 -

spiromus-tine, Tanabe Seiyaku TA-077, tauromustine, temozolomide, teroxirone, tetraplatin and trimelamol.

A third family of antineoplastic agents which may be used in combination with compounds of the present invention consists of antibiotic-type antineoplastic agents. Suitable antibiotic-type antineoplastic agents may be selected from but not limited to the group consisting of Taiho 4181-A, aclarubicin, actinomycin D, actinoplanone, Erbamont ADR-456, aeroplysinin derivative, Ajinomoto AN-201-II, Ajinomoto AN-3, Nippon Soda anisomycins, anthracycline, azino-mycin-A, bisucaberin, Bristol-Myers BL-6859, Bristol-Myers BMY-25067, Bristol-Myers BMY-25551, Bristol-Myers BMY-26605, Bristol-Myers BMY-27557, Bristol-Myers BMY-28438, bleomycin sulfate, bryostatin-1, Taiho C-1027, calicheomycin, chromoximycin, dactinomycin, daunorubicin, Kyowa Hakko DC-102, Kyowa Hakko DC-79, Kyowa Hakko DC-88A, Kyowa Hakko DC89-A1, Kyowa Hakko DC92-B, ditrisarubicin B, Shionogi DOB-41, doxorubicin, doxorubicin-fibrinogen, elsamicin-A, epirubicin, erbstatin, esorubicin, esperamicin-A1, esperamicin-Alb, Erbamont FCE-21954, Fujisawa FK-973, fostriecin, Fujisawa FR-900482, glidobactin, gregatin-A, grincamycin, herbimycin, idarubicin, illudins, kazusamycin, kesarirhodins, Kyowa Hakko KM-5539, Kirin Brewery KRN-8602, Kyowa Hakko KT-5432, Kyowa Hakko KT-5594, Kyowa Hakko KT-6149, American Cyanamid LL-D49194, Meiji Seika ME 2303, menogaril, mitomycin, mitoxantrone, SmithKline M-TAG, neoenactin, Nippon Kayaku NK-313, Nippon Kayaku NKT-01, SRI International NSC-357704, oxalysine, oxaunomycin, peplomycin, pilatin, pirarubicin, porothramycin, pyrindanycin A, Tobishi RA-I, rapamycin, rhizoxin, rodorubicin, sibanomicin, siwenmycin, Sumitomo SM-5887, Snow Brand SN-706, Snow Brand SN-07, sorangicin-A, sparsomycin, SS Pharmaceutical SS-21020, SS Pharmaceutical SS-7313B, SS Pharmaceutical SS-9816B, steffimycin B, Taiho 4181-2, talisomycin, Takeda TAN-868A, terpentecin, thiazine,

- 60 -

tricrozarin A, Upjohn U-73975, Kyowa Hakko UCN-10028A, Fujisawa WF-3405, Yoshitomi Y-25024 and zorubicin.

A fourth family of antineoplastic agents which may be used in combination with compounds of the present invention consists of a miscellaneous family of antineoplastic agents, including tubulin interacting agents, topoisomerase II inhibitors, topoisomerase I inhibitors and hormonal agents, selected from but not limited to the group consisting of α -carotene, α -difluoromethyl-arginine, acitretin, Biotec AD-5, Kyorin AHC-52, alstonine, amonafide, amphetinile, amsacrine, Angiostat, ankinomycin, anti-neoplaston A10, antineoplaston A2, antineoplaston A3, antineoplaston A5, antineoplaston AS2-1, Henkel AFD, aphidicolin glycinate, asparaginase, Avarol, baccharin, batracylin, benfluron, benzotript, Ipsen-Beaufour BIM-23015, bisantrene, Bristol-Myers BMY-40481, Vestar boron-10, bromofosfamide, Wellcome BW-502, Wellcome BW-773, caracemide, carmethizole hydrochloride, Ajinomoto CDAF, chlorsulfaquinoxalone, Chemes CHX-2053, Chemex CHX-100, Warner-Lambert CI-921, Warner-Lambert CI-937, Warner-Lambert CI-941, Warner-Lambert CI-958, clanfenur, claviridenone, ICN compound 1259, ICN compound 4711, Contracan, Yakult Honsha CPT-11, crisnatol, curaderm, cytochalasin B, cytarabine, cytocytin, Merz D-609, DABIS maleate, dacarbazine, datelliptinium, didemnin-B, dihaematoporphyrin ether, dihydrolenperone, dinaline, distamycin, Toyo Pharmar DM-341, Toyo Pharmar DM-75, Daiichi Seiyaku DN-9693, docetaxel elliprabin, elliptinium acetate, Tsumura EPMTc, the epothilones, ergotamine, etoposide, etretinate, fenretinide, Fujisawa FR-57704, gallium nitrate, genkwadaphnin, Chugai GLA-43, Glaxo GR-63178, grifolan NMF-5N, hexadecylphosphocholine, Green Cross HO-221, homoharringtonine, hydroxyurea, BTG ICRF-187, ilmofosine, isoglutamine, isotretinoin, Otsuka JI-36, Ramot K-477, Otsuka K-76COONa, Kureha Chemical K-AM, MECT Corp KI-8110,

- 61 -

American Cyanamid L-623, leukoregulin, lonidamine, Lundbeck
LU-23-112, Lilly LY-186641, NCI (US) MAP, marycin, Merrel
Dow MDL-27048, Medco MEDR-340, merbarone, merocyanine
derivatives, methylanilinoacridine, Molecular Genetics MGI-
5 136, minactivin, mitonafide, mitoquidone mopidamol,
motretinide, Zenyaku Kogyo MST-16, N-(retinoyl)amino acids,
Nisshin Flour Milling N-021, N-acylated-dehydroalanines,
nafazatrom, Taisho NCU-190, nocodazole derivative,
Normosang, NCI NSC-145813, NCI NSC-361456, NCI NSC-604782,
10 NCI NSC-95580, ocreotide, Ono ONO-112, oquizanocine, Akzo
Org-10172, paclitaxel, pancratistatin, pazelliptine, Warner-
Lambert PD-111707, Warner-Lambert PD-115934, Warner-Lambert
PD-131141, Pierre Fabre PE-1001, ICRT peptide D,
piroxantrone, polyhaematoporphyrin, polypreic acid, Efamol
15 porphyrin, probimane, procarbazine, proglumide, Invitron
protease nexin I, Tobishi RA-700, razoxane, Sapporo
Breweries RBS, restrictin-P, retelliptine, retinoic acid,
Rhone-Poulenc RP-49532, Rhone-Poulenc RP-56976, SmithKline
SK&F-104864, Sumitomo SM-108, Kuraray SMANCS, SeaPharm SP-
20 10094, spatol, spirocyclopropane derivatives,
spirogermanium, Unimed, SS Pharmaceutical SS-554,
strypoldinone, Stypoldione, Suntory SUN 0237, Suntory SUN
2071, superoxide dismutase, Toyama T-506, Toyama T-680,
taxol, Teijin TEI-0303, teniposide, thaliblastine, Eastman
25 Kodak TJB-29, tocotrienol, topotecan, Topostin, Teijin TT-
82, Kyowa Hakko UCN-01, Kyowa Hakko UCN-1028, ukrain,
Eastman Kodak USB-006, vinblastine sulfate, vincristine,
vindesine, vinestramide, vinorelbine, vintriptol,
vinzolidine, withanolides and Yamanouchi YM-534.
30 Alternatively, the present compounds may also be used
in co-therapies with other anti-neoplastic agents, such as
acemannan, aclarubicin, aldesleukin, alemtuzumab,
alitretinoin, altretamine, amifostine, aminolevulinic acid,
amrubicin, amsacrine, anagrelide, anastrozole, ANKER,

- 62 -

ancestim, ARGLABIN, arsenic trioxide, BAM 002 (Novelos),
bexarotene, bicalutamide, broxuridine, capecitabine,
celmoleukin, cetorelix, cladribine, clotrimazole,
cytarabine ocfosphate, DA 3030 (Dong-A), daclizumab,
5 denileukin diftitox, deslorelin, dexrazoxane, dilazep,
docetaxel, docosanol, doxercalciferol, doxifluridine,
doxorubicin, bromocriptine, carmustine, cytarabine,
fluorouracil, HIT diclofenac, interferon alfa,
daunorubicin, doxorubicin, tretinoin, edelfosine,
10 edrecolomab, eflornithine, emitefur, epirubicin, epoetin
beta, etoposide phosphate, exemestane, exisulind,
fadrozole, filgrastim, finasteride, fludarabine phosphate,
formestane, fotemustine, gallium nitrate, gemcitabine,
gemtuzumab zoغامicin, gimeracil/oteracil/tegafur
15 combination, glycopine, goserelin, heptaplatin, human
chorionic gonadotropin, human fetal alpha fetoprotein,
ibandronic acid, idarubicin, (imiquimod, interferon alfa,
interferon alfa, natural, interferon alfa-2, interferon
alfa-2a, interferon alfa-2b, interferon alfa-N1, interferon
20 alfa-n3, interferon alfacon-1, interferon alpha, natural,
interferon beta, interferon beta-1a, interferon beta-1b,
interferon gamma, natural interferon gamma-1a, interferon
gamma-1b, interleukin-1 beta, iobenguane, irinotecan,
irsogladine, lanreotide, LC 9018 (Yakult), leflunomide,
25 lenograstim, lentinan sulfate, letrozole, leukocyte alpha
interferon, leuprorelin, levamisole + fluorouracil,
liarozole, lobaplatin, lonidamine, lovastatin, masoprocol,
melarsoprol, metoclopramide, mifepristone, miltefosine,
mirimostim, mismatched double stranded RNA, mitoguazone,
30 mitolactol, mitoxantrone, molgramostim, nafarelin, naloxone
+ pentazocine, nartograstim, nedaplatin, nilutamide,
noscapine, novel erythropoiesis stimulating protein, NSC
631570 octreotide, oprelvekin, osaterone, oxaliplatin,
paclitaxel, pamidronic acid, pegaspargase, peginterferon

- 63 -

alfa-2b, pentosan polysulfate sodium, pentostatin,
picibanil, pirarubicin, rabbit antithymocyte polyclonal
antibody, polyethylene glycol interferon alfa-2a, porfimer
sodium, raloxifene, raltitrexed, rasburicase, rhenium Re
5 186 etidronate, RII retinamide, rituximab, romurtide,
samarium (153 Sm) lexidronam, sargramostim, sizofiran,
sobuzoxane, sonermin, strontium-89 chloride, suramin,
tasonermin, tazarotene, tegafur, temoporphin, temozolomide,
teniposide, tetrachlorodecaoxide, thalidomide, thymalfasin,
10 thyrotropin alfa, topotecan, toremifene, tositumomab-iodine
131, trastuzumab, treosulfan, tretinoin, trilostane,
trimetrexate, triptorelin, tumor necrosis factor alpha,
natural, ubenimex, bladder cancer vaccine, Maruyama
vaccine, melanoma lysate vaccine, valrubicin, verteporfin,
15 vinorelbine, VIRULIZIN, zinostatin stimalamer, or
zoledronic acid; abarelix; AE 941 (Aeterna), ambamustine,
antisense oligonucleotide, bcl-2 (Genta), APC 8015
(Dendreon), cetuximab, decitabine, dexaminoglutethimide,
diaziquone, EL 532 (Elan), EM 800 (Endorecherche),
20 eniluracil, etanidazole, fenretinide, filgrastim SD01
(Amgen), fulvestrant, galocitabine, gastrin 17 immunogen,
HLA-B7 gene therapy (Vical), granulocyte macrophage colony
stimulating factor, histamine dihydrochloride, ibritumomab
tiuxetan, ilomastat, IM 862 (Cytran), interleukin-2,
25 iproxifene, LDI 200 (Milkhaus), leridistim, lintuzumab, CA
125 MAb (Biomira), cancer MAb (Japan Pharmaceutical
Development), HER-2 and Fc MAb (Medarex), idiotypic 105AD7
MAb (CRC Technology), idiotypic CEA MAb (Trilex), LYM-1-
iodine 131 MAb (Techniclone), polymorphic epithelial mucin-
30 yttrium 90 MAb (Antisoma), marimastat, menogaril,
mitumomab, motexafin gadolinium, MX 6 (Galderma),
nelarabine, nolatrexed, P 30 protein, pegvisomant,
pemetrexed, porfiromycin, prinomastat, RL 0903 (Shire),
rubitecan, satraplatin, sodium phenylacetate, sparfosic

- 64 -

acid, SRL 172 (SR Pharma), SU 5416 (SUGEN), TA 077 (Tanabe), tetrathiomolybdate, thaliblastine, thrombopoietin, tin ethyl etiopurpurin, tirapazamine, cancer vaccine (Biomira), melanoma vaccine (New York University), melanoma vaccine (Sloan Kettering Institute), melanoma oncolysate vaccine (New York Medical College), viral melanoma cell lysates vaccine (Royal Newcastle Hospital), or valspodar.

Alternatively, the present compounds may also be used in co-therapies with other anti-neoplastic agents, such as other kinase inhibitors including p38 inhibitors and CDK inhibitors, TNF inhibitors, metallomatrix proteases inhibitors (MMP), COX-2 inhibitors including celecoxib, rofecoxib, parecoxib, valdecoxib, and etoricoxib, NSAID's, SOD mimics or $\alpha_v\beta_3$ inhibitors.

The present invention comprises processes for the preparation of a compound of Formulas I-III.

Also included in the family of compounds of Formulas I-III are the pharmaceutically-acceptable salts thereof. The term "pharmaceutically-acceptable salts" embraces salts commonly used to form alkali metal salts and to form addition salts of free acids or free bases. The nature of the salt is not critical, provided that it is pharmaceutically-acceptable. Suitable pharmaceutically-acceptable acid addition salts of compounds of Formulas I-III may be prepared from an inorganic acid or from an organic acid. Examples of such inorganic acids are hydrochloric, hydrobromic, hydroiodic, nitric, carbonic, sulfuric and phosphoric acid. Appropriate organic acids may be selected from aliphatic, cycloaliphatic, aromatic, arylaliphatic, heterocyclic, carboxylic and sulfonic classes of organic acids, example of which are formic, acetic, adipic, butyric, propionic, succinic, glycolic, gluconic, lactic, malic, tartaric, citric, ascorbic, glucuronic,

- 65 -

maleic, fumaric, pyruvic, aspartic, glutamic, benzoic, anthranilic, mesylic, 4-hydroxybenzoic, phenylacetic, mandelic, embonic (pamoic), methanesulfonic, ethanesulfonic, ethanedisulfonic, benzenesulfonic, pantothenic, 2-
5 hydroxyethanesulfonic, toluenesulfonic, sulfanilic, cyclohexylaminosulfonic, camphoric, camphorsulfonic, digluconic, cyclopentanepropionic, dodecylsulfonic, glucoheptanoic, glycerophosphonic, heptanoic, hexanoic, 2-hydroxy-ethanesulfonic, nicotinic, 2-naphthalenesulfonic,
10 oxalic, palmoic, pectinic, persulfuric, 2-phenylpropionic, picric, pivalic propionic, succinic, tartaric, thiocyanic, mesylic, undecanoic, stearic, algenic, β -hydroxybutyric, salicylic, galactaric and galacturonic acid. Suitable pharmaceutically-acceptable base addition salts of compounds
15 of Formulas I-III include metallic salts, such as salts made from aluminum, calcium, lithium, magnesium, potassium, sodium and zinc, or salts made from organic bases including primary, secondary and tertiary amines, substituted amines including cyclic amines, such as caffeine, arginine,
20 diethylamine, N-ethyl piperidine, histidine, glucamine, isopropylamine, lysine, morpholine, N-ethyl morpholine, piperazine, piperidine, triethylamine, trimethylamine. All of these salts may be prepared by conventional means from the corresponding compound of the invention by reacting, for
25 example, the appropriate acid or base with the compound of Formulas I-III.

- 66 -

Also, the basic nitrogen-containing groups can be quaternized with such agents as lower alkyl halides, such as methyl, ethyl, propyl, and butyl chloride, bromides and iodides; dialkyl sulfates like dimethyl, diethyl, dibutyl, and diamyl sulfates, long chain halides such as decyl, lauryl, myristyl and stearyl chlorides, bromides and iodides, aralkyl halides like benzyl and phenethyl bromides, and others. Water or oil-soluble or dispersible products are thereby obtained.

10 Examples of acids that may be employed to form pharmaceutically acceptable acid addition salts include such inorganic acids as hydrochloric acid, sulphuric acid and phosphoric acid and such organic acids as oxalic acid, maleic acid, succinic acid and citric acid. Other examples
15 include salts with alkali metals or alkaline earth metals, such as sodium, potassium, calcium or magnesium or with organic bases. Preferred salts include hydrochloride, phosphate and edisylate.

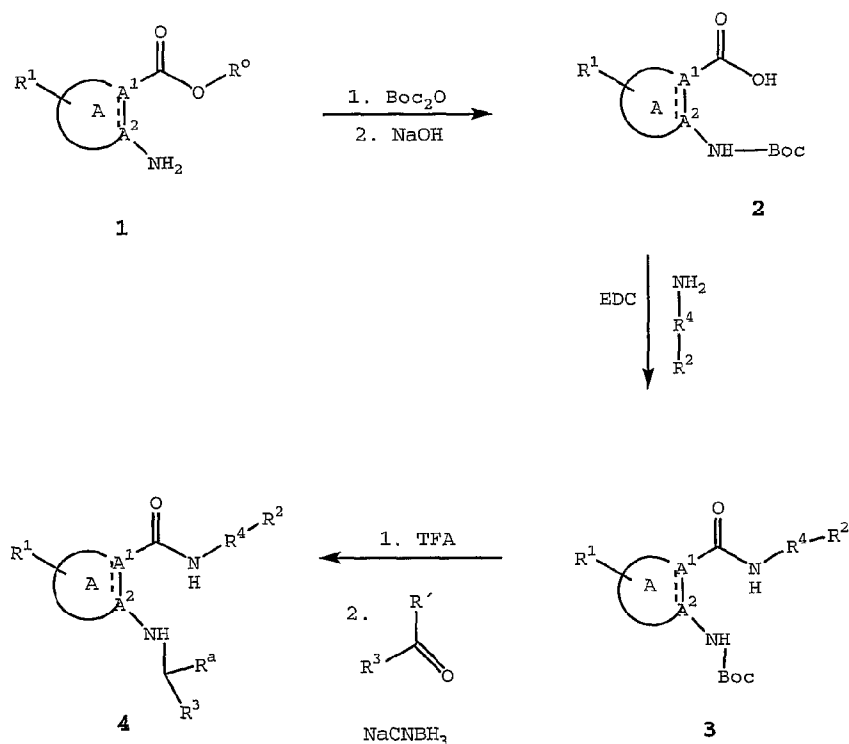
 Additional examples of such salts can be found in
20 Berge et al., J. Pharm. Sci., 66, 1 (1977).

GENERAL SYNTHETIC PROCEDURES

 The compounds of the invention can be synthesized
25 according to the following procedures of Schemes 1-43, wherein the substituents are as defined for Formulas I-III, above, except where further noted.

- 67 -

Scheme 1



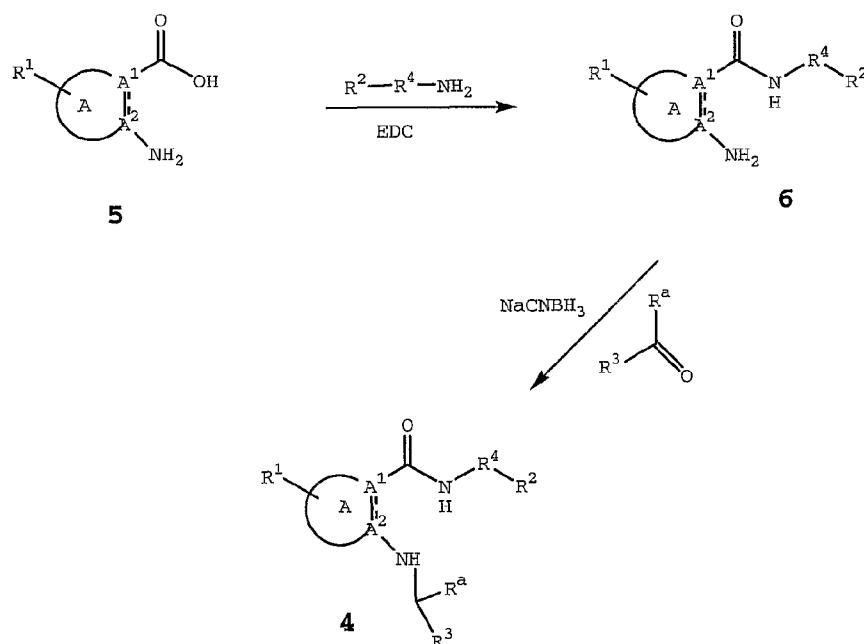
5

Cyclic amides can be prepared according to the method set out in Scheme 1. The amino group of compound 1 (where R^0 is alkyl, aryl, and the like) is protected, such as with Boc anhydride, followed by treatment, to remove the ester, such as with base, forming the protected amine/free acid 2. Alternatively, other amino protecting groups known in the art can be used. Substituted amines are coupled with the free acid, such as with EDC, to form the protected amine/amide 3. The protected amine moiety is removed, such as with acid, and reacted via one step reductive alkylation with carbonyl-containing compounds to form the 1-amido-2-substituted amino-compounds 4. Preferably the amination is in an alcohol, such as MeOH, EtOH or propanol, and at a temperature between about 0-50°C, such as RT. Aldehydes or ketones are preferred carbonyl-containing compounds.

- 68 -

Alternative carbonyl-containing compounds are, for example, bisulfite adducts or semiacetals, acetals, semiketals or ketals of compounds with alcohols, for example lower hydroxyalkyl compounds; or thioacetals or thioketals of
5 compounds with mercaptans, for example lower alkylthio compounds. The reductive alkylation is preferably carried out with hydrogenation in the presence of a catalyst, such as platinum or especially palladium, which is preferably bonded to a carrier material, such as carbon, or a heavy
10 metal catalyst, such as Raney nickel, at normal pressure or at pressures of from 0.1 to 10 MegaPascal (MPa), or with reduction by means of complex hydrides, such as borohydrides, especially alkali metal cyanoborohydrides, for example sodium cyanoborohydride, in the presence of a
15 suitable acid, preferably relatively weak acids, such as lower alkylcarboxylic acids, especially acetic acid, or a sulfonic acid, such as p-toluenesulfonic acid; in customary solvents, for example alcohols, such as methanol or ethanol, or ethers, for example cyclic ethers, such as
20 tetrahydrofuran, in the presence or absence of water.

Scheme 2



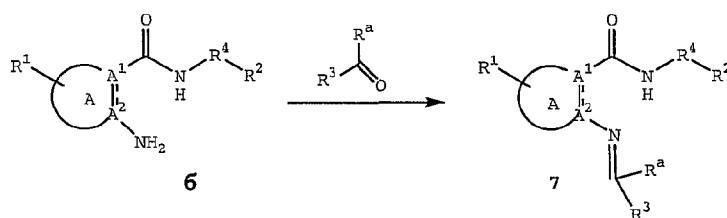
5

Alternatively, compounds **4** can be prepared from mixed acid/amines **5** as shown in Scheme 2. Substituted amines are coupled with the mixed acid/amines **5** such as with a coupling reagent, for example EDC, to form the mixed amine/amide **6**.

10 Substituted carbonyl compounds, such as acid halides, anhydrides, carboxylic acids, esters, ketones, aldehydes and the like, are added to the mixed amine/amide **6** followed with reduction to give the substituted amide/substituted amine compounds **4**.

15

Scheme 3

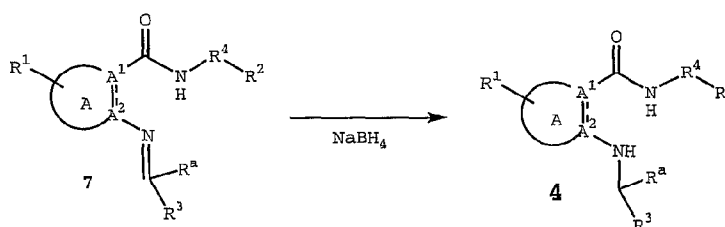


- 70 -

Imino compounds **7** can be formed from the mixed amine/amides **6**, such as by reacting with a substituted carbonyl compound.

5

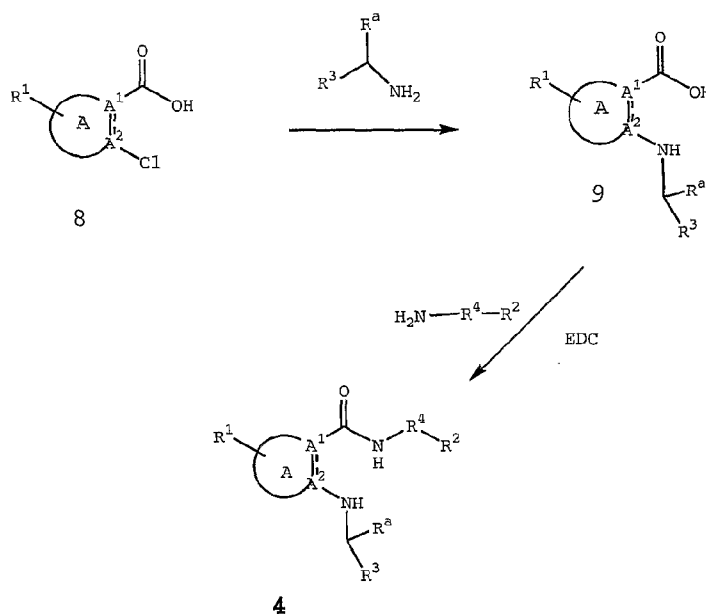
Scheme 4



10 Substituted cyclic carboxamides can be prepared from the corresponding imino analogs by the process outlined in Scheme 4. Treatment of the imino compound **7** with a reducing agent yields compound **4**. Reagents which can be used to add hydrogen to an imine double bond include borane in THF,
15 LiAlH₄, NaBH₄, sodium in EtOH and hydrogen in the presence of a catalyst, among others.

- 71 -

Scheme 5



5 Substituted carboxamides **4** can be prepared from the
corresponding halo analogs **8** by the process outlined in
Scheme 5. Substituted amino acids **9** are prepared from the
corresponding chloro compounds **8** such as by reacting with an
amine at a suitable temperature, such as about 80°C. The
10 acid **9** is coupled with an amine, preferably in the presence
of a coupling agent such as EDC, to form the corresponding
amide **4**.

 The amination process can be carried out as an Ullmann
type reaction using a copper catalyst, such as copper[0] or
15 copper[I] compound such as copper[I]oxide,
copper[I]bromide or copper[I]iodide in the presence of a
suitable base (such as a metal carbonate, for example K₂CO₃)
to neutralize the acid generated in the reaction. This
reaction is reviewed in Houben-Weyl "Methoden der
20 Organischen Chemie", Band 11/1, page 32 -33, 1958, in
Organic Reactions, 14, page 19-24, 1965 and by J. Lindley
(1984) in Tetrahedron, 40, page 1433-1456. The amount of

- 72 -

catalyst is typically in the range of 1 to 20 mole percent. The reaction is carried out in an inert, aprotic solvent such as an ether (for example dimethoxyethane or dioxane) or an amide (for example dimethylformamide or *N*-methylpyrrolidone), under an inert atmosphere in the temperature range of 60-180°C.

An alternative amination process involves using a Group VIII element, where the metal core of the catalyst should be a zero-valent transition metal, such as palladium or nickel, which has the ability to undergo oxidative addition to the aryl-halogen bond. The zero valent state of the metal may be generated in situ from the M[II] state. The catalyst complexes may include chelating ligands, such as alkyl, aryl or heteroaryl derivatives of phosphines or biphosphines, imines or arsines. Preferred catalysts contain palladium or nickel. Examples of such catalysts include palladium[II]chloride, palladium[II]acetate, tetrakis(triphenyl-phosphine)palladium[0] and nickel[II]acetylacetonate. The metal catalyst is typically in the range of 0.1 to 10 mole percent. The chelating ligands may be either monodentate, as in the case for example of trialkylphosphines, such as tributylphosphine, triarylphosphines, such as tri-(*ortho*-tolyl)phosphine, and triheteroaryl phosphines, such as tri-2-furylphosphine; or they may be bidentate such as in the case of 2,2'-bis(diphenylphosphino)-1,1'-binaphthyl, 1,2-bis(diphenylphosphino)ethane, 1,1'-bis(diphenylphosphino)ferrocene and 1-(*N,N*-dimethyl-amino)-1'-(dicyclohexylphosphino)biphenyl. The supporting ligand may be complexed to the metal center in the form of a metal complex prior to being added to the reaction mixture or may be added to the reaction mixture as a separate compound. The supporting ligand is typically present in the range 0.01 to 20 mole percent. It is often necessary to add a suitable

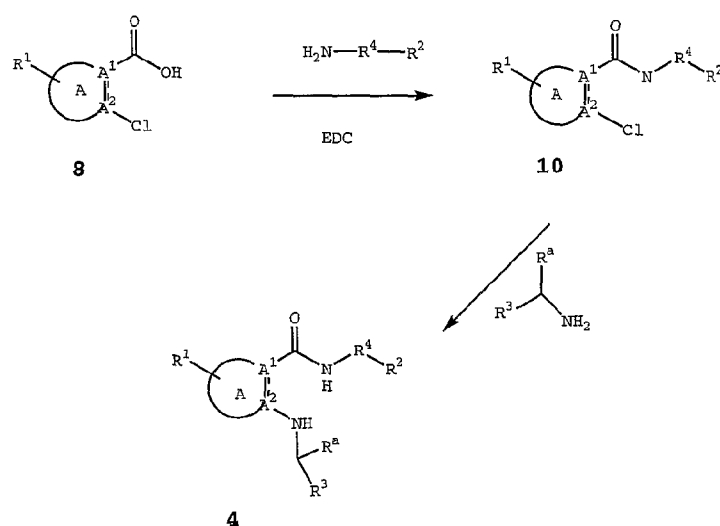
- 73 -

base to the reaction mixture, such as a trialkylamine (for example DIEA or 1,5-diazabicyclo[5,4,0]undec-5-ene), a Group I alkali metal alkoxide (for example potassium *tert*-butoxide) or carbonate (for example cesium carbonate) or
 5 potassium phosphate. The reaction is typically carried out in an inert aprotic solvent such as an ether (for example dimethoxyethane or dioxane) or an amide (for example DMF or *N*-methylpyrrolidone), under an inert atmosphere in the temperature range of 60-180°C.

10 The amination is preferably carried out in an inert, aprotic, preferably anhydrous, solvent or solvent mixture, for example in a carboxylic acid amide, for example dimethylformamide or dimethylacetamide, a cyclic ether, for example THF or dioxane, or a nitrile, for example CH₃CN, or
 15 in a mixture thereof, at an appropriate temperature, for example in a temperature range of from about 40°C to about 180°C, and if necessary under an inert gas atmosphere, for example a nitrogen or argon atmosphere.

20

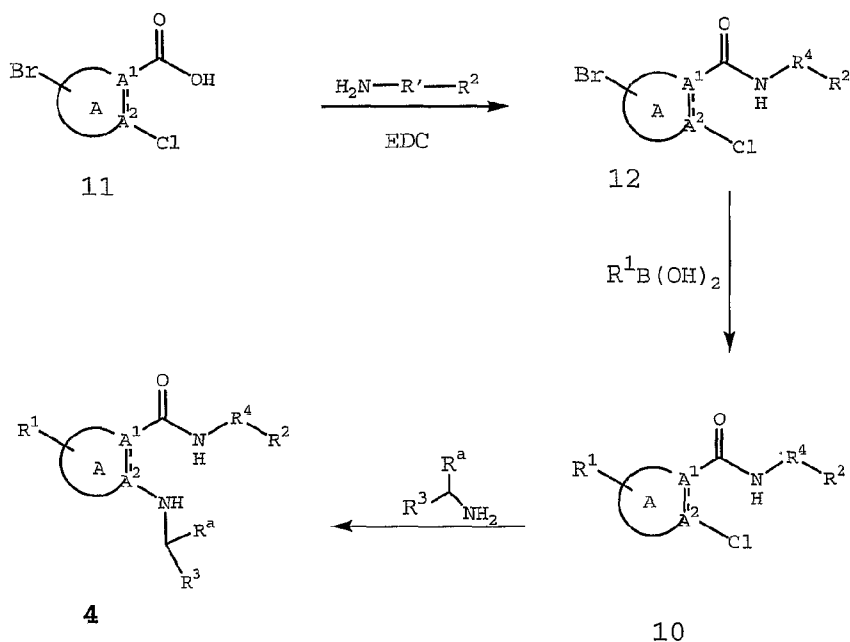
Scheme 6



- 74 -

Substituted carboxamides **4** can be prepared from the corresponding halo analogs **8** by the process outlined in Scheme 5. The chloro acid **8** is coupled with an amine, preferably in the presence of a coupling agent such as EDC, to form the corresponding chloro amide **10**. Substituted amino-amides **4** are prepared from the corresponding chloro compounds **10** such as by reacting with an amine at a suitable temperature, such as about 80°C. The amination reaction can be run in the presence of an appropriate catalyst such as a palladium catalyst, in the presence of an aprotic base such as sodium *t*-butoxide or cesium carbonate, or a nickel catalyst, or a copper catalyst.

Scheme 7

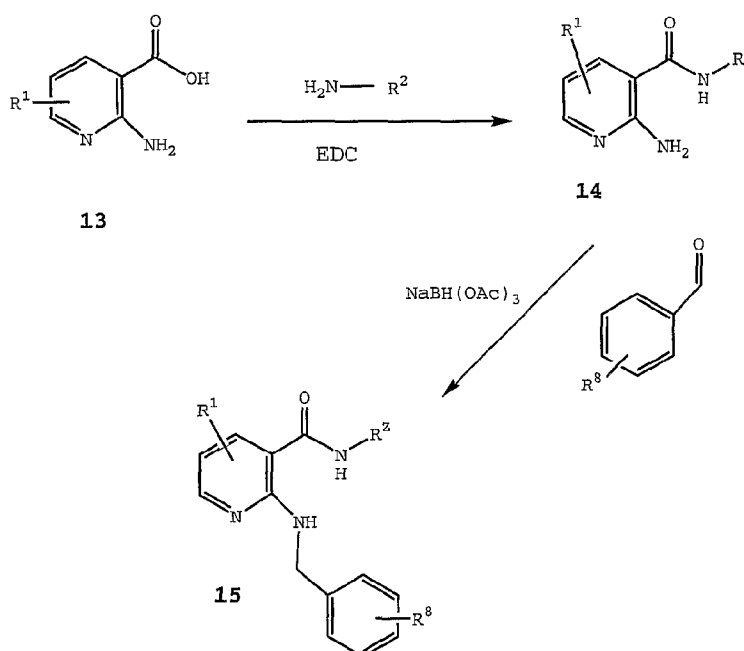


Substituted carboxamides **4** can be prepared from the corresponding bromo/chloro analogs **11** by the process outlined in Scheme 7. The bromo/chloro acid **11** is coupled with an amine, preferably in the presence of a coupling

- 75 -

agent such as EDC, to form the corresponding bromo substituted amide **12**. Suzuki coupling with the bromo amide **12** and suitable boronic acids provides the substituted amide **10**. Substituted amino-amides **4** are prepared from the
 5 corresponding chloro compounds **10** as described in Scheme 6.

Scheme 8

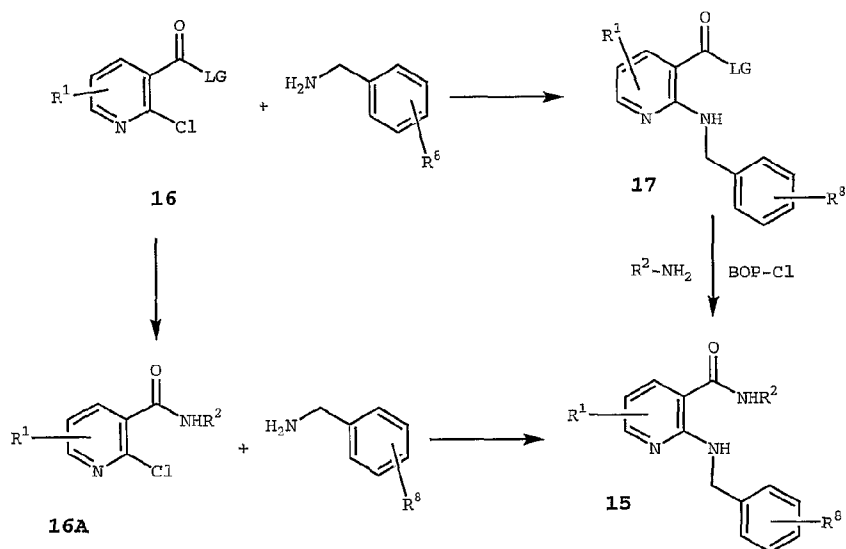


10

Substituted pyridines can be prepared such as by the method found in Scheme 8. 2-Aminonicotinic acid **13** is coupled with a substituted amine at a suitable temperature, nonprotic solvent such as CH_2Cl_2 , such as with EDC and HOBT, to form the nicotinamide **14**. The nicotinamide **14** is
 15 reductively alkylated such as with substituted 4-benzaldehydes and $NaBH(OAc)_3$, to yield the 2-substituted amino-pyridyl carboxamides **15**.

- 76 -

Scheme 9



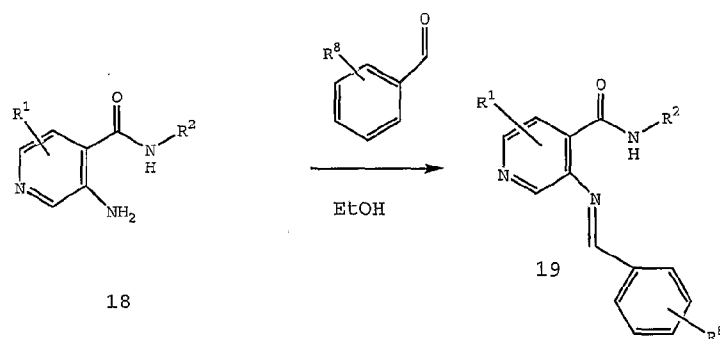
5

Substituted pyridines may be prepared by the method found in Scheme 9. 2-Chloro-nicotinic acid **16** (where LG is OH) is coupled with an amine at a suitable temperature, such as a temperature over about 100°C to give the 2-substituted amino-nicotinic acid **17**. The 2-substituted amino-nicotinic acid **17** is reacted with a substituted amine in the presence of a coupling reagent, such as BOP-Cl and base, such as TEA to form the 2-substituted amino-nicotinamide **15**.

Alternatively, 2-chloro-nicotinoyl chloride (LG is Cl) is coupled first with R^2-NH_2 , such as in the presence of base, e.g., NaHCO_3 , in a suitable solvent, such as CH_2Cl_2 , to form the amide **16A**, then coupled with a benzylamine to yield the 2-substituted amino-nicotinamide **15**.

- 77 -

Scheme 10

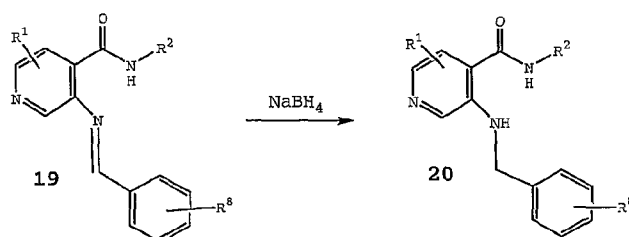


5

Imino-substituted pyridines may be prepared by the method found in Scheme 10. (2-Amino-(4-pyridyl))-carboxamide **18** is reacted with substituted 4-benzaldehydes, such as in the presence of p-toluenesulfonic acid monohydrate to yield the imino compound **19**.

10

Scheme 11



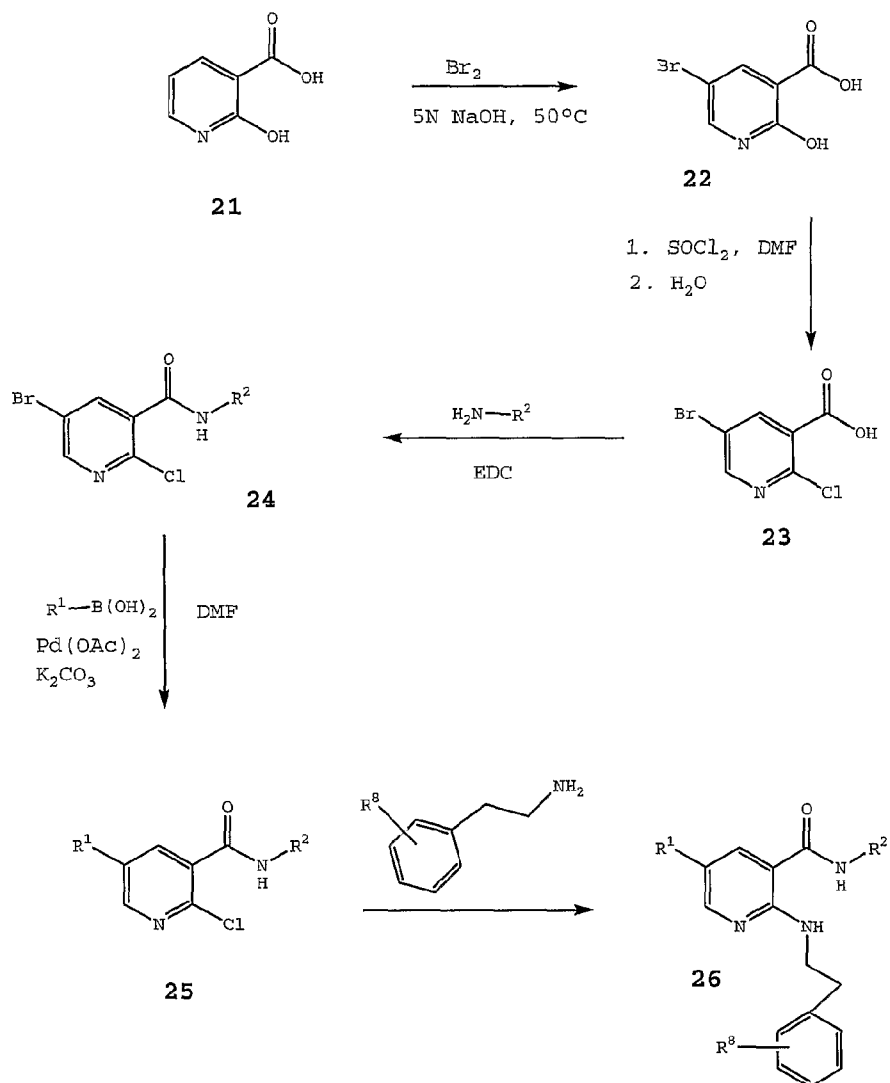
15

Substituted pyridines alternatively may be prepared by the method found in Scheme 11. The imino compound **19** is reduced, such as with NaBH_4 , to form the substituted amine **20**.

20

- 78 -

Scheme 12



5

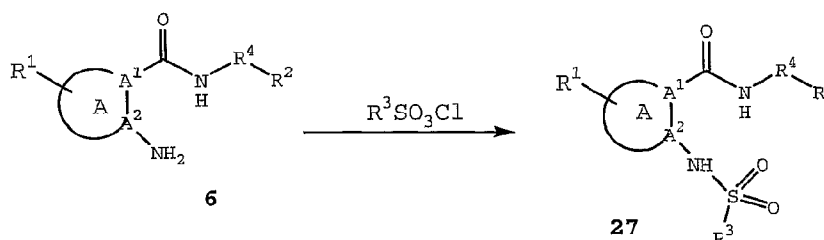
Substituted pyridines can be prepared by the process outlined in Scheme 12. A solution of sodium hypobromite is freshly prepared and added to 2-hydroxynicotinic acid **21** and heated, preferably at a temperature at about 50°C.

10 Additional hypobromite solution may be needed to form the bromo compound **22**. The 5-bromo-2-hydroxynicotinic acid **22**

- 79 -

is reacted with thionyl chloride, preferably at a temperature $>RT$, more preferably at about $80^{\circ}C$ to form the 2-chloro-nicotinic acid analog **23**. The acid is coupled with an amine, preferably in the presence of EDC, HOBT, and DIEA to form the corresponding substituted amide **24**. Suzuki coupling with the bromo amide and suitable boronic acids, provides the substituted nicotinamide **25**. 2-Amino-nicotinamides **26** are prepared from the corresponding chloro compounds **25** such as by reacting with substituted amines at a suitable temperature, such as about $80^{\circ}C$.

Scheme 13



15

Alternatively, sulfonamides **27** can be prepared from amines **6** as shown in Scheme 13. Substituted sulfonyl compounds, such as sulfonyl halides, preferably chloro or bromo, sulfonic acids, an activated ester or reactive anhydride, or in the form of a cyclic amide, and the like, are added to the amine **6** to give the sulfonamide compounds **27**.

The reaction is carried out in a suitable solvent, such as CH_2Cl_2 , at a temperature between about RT to about the reflux temperature of the solvent, in the presence of a suitable base, such as DIEA or DMAP.

The amino group of compounds **6** is preferably in free form, especially when the sulfonyl group reacting therewith is present in reactive form. The amino group may, however, itself be a derivative, for example by reaction with a

- 80 -

phosphite, such as diethylchlorophosphite, 1,2-phenylene chlorophosphite, ethyldichlorophosphite, ethylene chlorophosphite or tetraethylpyrophosphite. A derivative of such a compound having an amino group also can be a carbamic acid halide or an isocyanate.

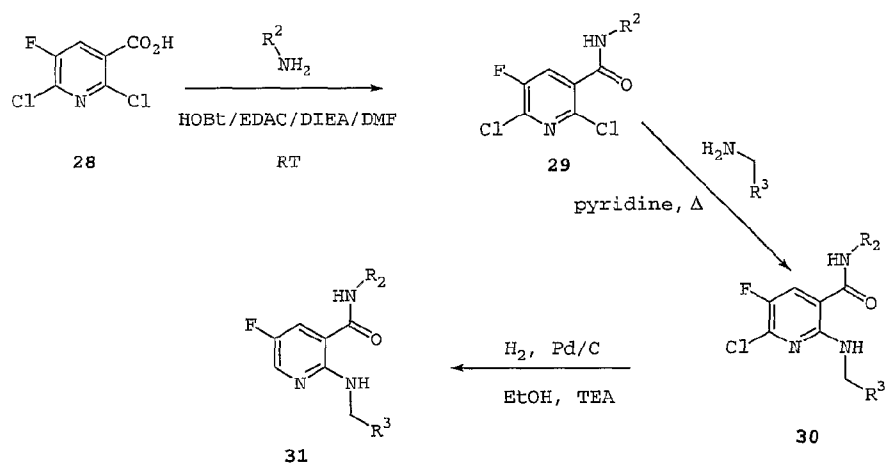
The condensation of activated sulfonic esters, reactive anhydrides or reactive cyclic amides with the corresponding amines is customarily carried out in the presence of an inorganic base, such as an alkaline metal hydrogen carbonate or carbonate, or especially an organic base, for example simple lower (alkyl)₃-amines, for example TEA or tributylamine, or one of the above-mentioned organic bases. If desired, a condensation agent is additionally used, for example as described for free carboxylic acids.

The condensation is preferably carried out in an inert, aprotic, preferably anhydrous, solvent or solvent mixture, for example in a carboxylic acid amide, for example formamide or DMF, a halogenated hydrocarbon, for example CH₂Cl₂, CCl₄ or chlorobenzene, a ketone, for example acetone, a cyclic ether, for example THF or dioxane, an ester, for example EtOAc, or a nitrile, for example CH₃CN, or in a mixture thereof, as appropriate at reduced or elevated temperature, for example in a temperature range of from about -40°C to about 100°C, preferably from about -10°C to about 70°C, and when arylsulfonyl esters are used also at temperatures of from about 10-30°C, and if necessary under an inert gas atmosphere, for example a nitrogen or argon atmosphere.

Alcoholic solvents, for example EtOH, or aromatic solvents, for example benzene or toluene, may also be used. When alkali metal hydroxides are present as bases, acetone may also be added where appropriate.

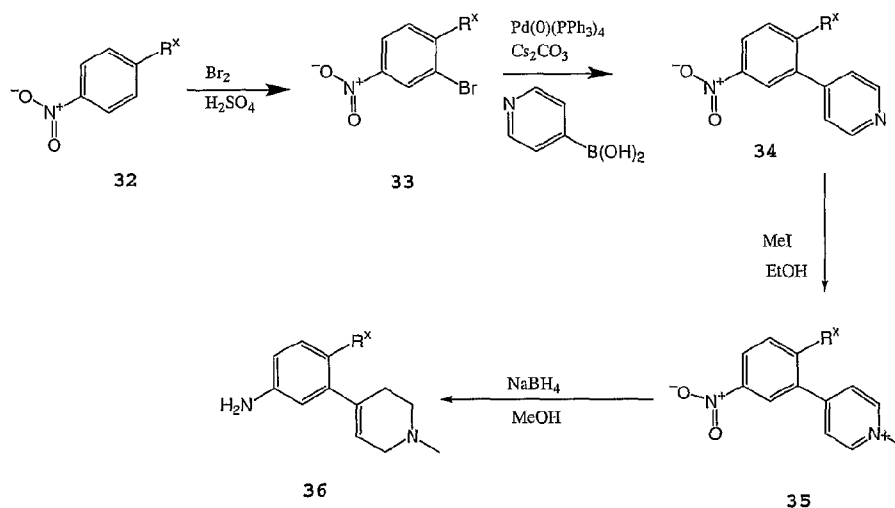
- 81 -

Scheme 14



5 Substituted pyridines can be prepared by the process
 outlined in Scheme 14. 2-Chloronicotinic acid **28** and
 substituted amine are coupled under conditions similar to
 that described in the previous schemes to give the amide **29**.
 6-Chloro-2-aminopyridines **30** are prepared from the amide **29**,
 10 such as by reacting with substituted amines at a suitable
 temperature, such as above about 80°C, preferably above
 about 100°C, more preferably at about 130°C, neat. 6-
 Chloro-2-aminopyridines **30** are de-chlorinated such as by
 hydrogenation, for example by treatment with H₂ in the
 15 presence of Pd/C, to yield other compounds of the present
 invention **31**.

Scheme 15



5

1,2,3,6-Tetrahydropyridyl substituted anilines (where R^x is a substituent selected from those available for substituted R^2) are prepared such as by the procedure described in Scheme 15. Nitrobenzenes **32** are brominated, such as with bromine in the presence of acid, H_2SO_4 for example, or with NBS to yield the 3-bromo derivative **33**. Suzuki coupling of the bromo-derivative **33** and a substituted pyridylboronic acid, such as at a temperature above RT, preferably above about 50°C , and more preferably at about 80°C , yields the pyridyl derivative **34**. Alkylation of the nitrophenyl-pyridine **34**, such as by treatment with iodomethane, preferably above about 50°C , and more preferably at about 80°C , yields the pyridinium compound **35**, which upon reduction, such as by NaBH_4 , yields the tetrahydropyridine **36**.

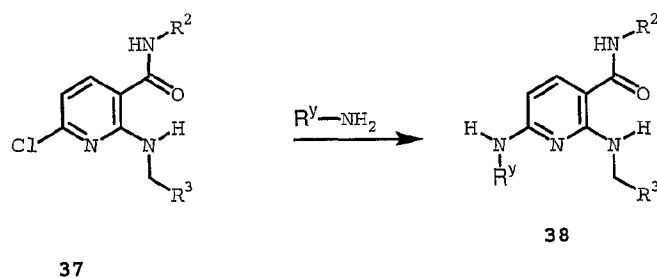
10

15

20

- 83 -

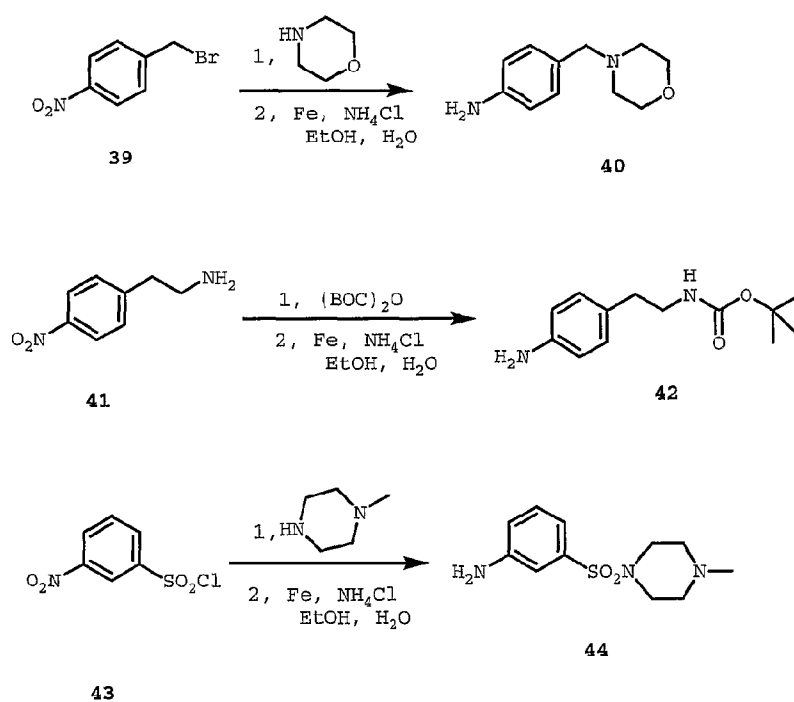
Scheme 16



5

6-Amino substituted pyridines are prepared such as by the procedure described in Scheme 16. Similar to the method of Scheme 13, chloropyridine **37** and is reacted with an amine, preferably above about 50°C , and more preferably at about 80°C , to yield the 6-aminopyridines **38**.

Scheme 17



15

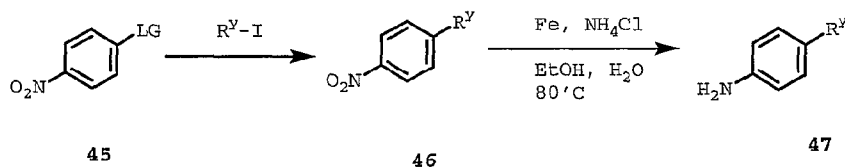
- 84 -

A series of substituted anilines are prepared such as by the procedure described in Scheme 17. A nitrobenzyl bromide **39** is coupled with morpholine, such as at a temperature at about RT, to yield the heterocyclylmethyl nitrobenzene derivative. Reduction of the nitro compound, such as with iron powder, preferably above about 50°C, and more preferably at about 80°C, yields the heterocyclylmethyl substituted aniline **40**.

Protected alkylamine substituted anilines can be prepared from the nitro free amines **41**, such as with standard protecting agents and chemistry known in the art, such as BOC chemistry. Reduction of the protected nitro compound, such as with iron powder, preferably above about 50°C, and more preferably at about 80°C, yields the aniline **42**.

Sulfonamide substituted anilines can be prepared from nitrobenzenesulfonyl chlorides **43**. Coupling of nitrobenzenesulfonyl chlorides **43** with reactive heterocyclic compounds, such as substituted piperazines, piperidines, and the like, in a protic solvent such as EtOH, such as at a temperature about RT, yields the nitrobenzenesulfonamides **43**. Reduction of the nitro benzenesulfonamide, such as with iron powder, preferably above about 50°C, and more preferably at about 80°C, yields the aniline **44**.

Scheme 18



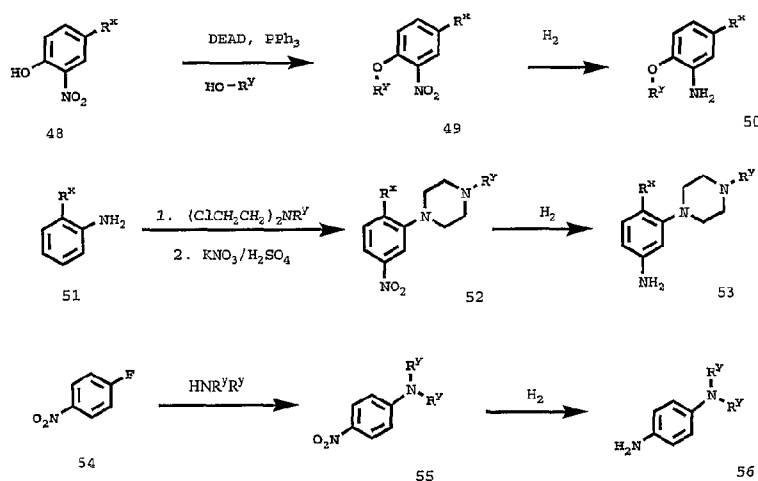
A series of perhaloalkyl-substituted anilines **47**, where R^Y represents perhaloalkyl radicals, are prepared such

- 85 -

as by the procedure described in Scheme 18. 1-Nitro-4-(perfluoroethyl)benzene can be synthesized by the method described in the reference [John N. Freskos, Synthetic Communications, 18(9), 965-972 (1988)]. Alternatively, 1-Nitro-4-(perfluoroalkyl)benzene can be synthesized from the nitro compound, where LG is a leaving group, such as iodo, by the method described by W. A. Gregory, et al. [J. Med. Chem., 1990, 33, 2569-2578].

Reduction of the nitrobenzenes **46**, such as with iron powder, at a temperature above about 50°C, and preferably at about 80°C, yields the aniline **47**. Hydrogenation, such as with H₂ atmosphere in the presence of catalyst, such as 10% Pd/C, is also possible.

Scheme 19



Additional series of substituted anilines (where R^X is a substituent selected those available for substituted R^2) - are prepared such as by the procedures described in Scheme 19. 2-Alkoxy substituted anilines **50** are prepared from the corresponding phenol compounds **48** such as by the Mitsunobu reaction, including treatment with a N,N-dialkylethanolamine and PPh_3 and DEAD to give the corresponding nitro compound

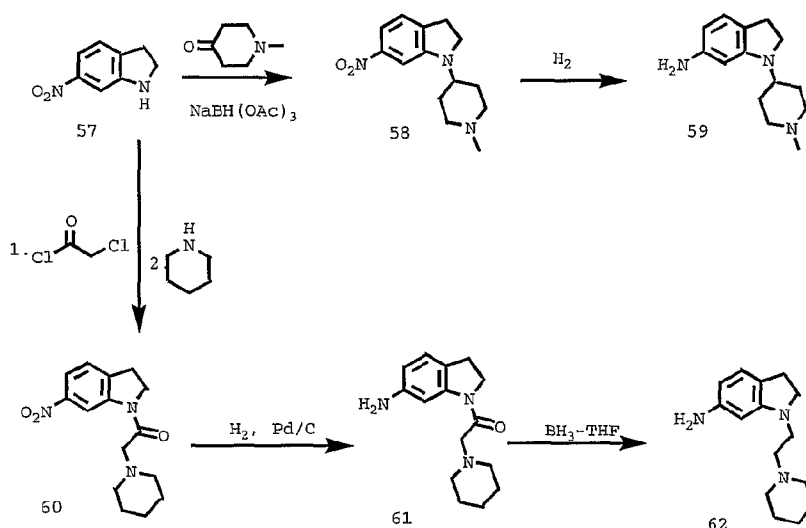
- 86 -

49, followed by hydrogenation, such as with H_2 to give the aniline 50.

Alternatively, piperazinyll substituted anilines 53 can be prepared by the treatment of an aniline 51 with an N-substituted-bis(2-chloroethyl)amine, base, such as K_2CO_3 and NaI, at a temperature above about $50^\circ C$, preferably above about $100^\circ C$, and more preferably at about $170^\circ C$, to give the piperazinyllbenzene compound 52. Nitration, such as with H_2SO_4 and KNO_3 , at a temperature above $0^\circ C$, and preferably at about RT, followed by hydrogenation, such as with H_2 atmosphere gives the substituted aniline 53.

Alternatively, piperazinyll substituted anilines 56 can be prepared by the treatment of a fluoro-nitro-substituted aryl compounds 54. The fluoro-nitro-substituted aryl compounds 54 and 1-substituted piperazines are heated, preferably neat, at a temperature above about $50^\circ C$, and preferably at about $90^\circ C$, to yield the piperazinyll-nitroaryl compounds 55. Hydrogenation, such as with H_2 atmosphere in the presence of a catalyst, such as 10% Pd/C, gives the substituted aniline 56.

Scheme 20



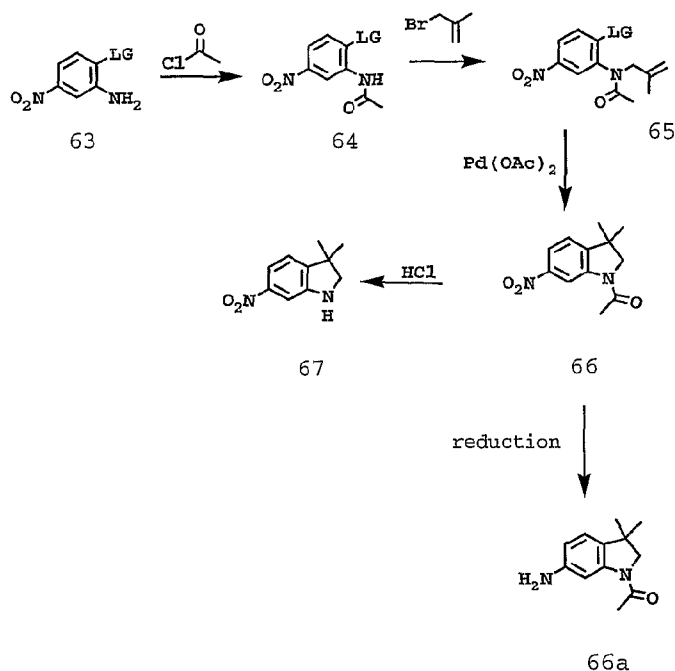
- 87 -

Substituted indolines are prepared such as by the procedures described in Scheme 20. Substituted amino-indolines **59** are prepared from the nitroindoline **57** and a
5 ketone in the presence of NaHB(OAc)_3 to form the 1-substituted indoline **58**. The nitroindoline **58** is hydrogenated, such as with H_2 in the presence of a catalyst, such as Pd/C , to yield the amino-indoline **59**.

Alternatively, substituted amino-indolines **62** are
10 prepared from the nitroindoline **57**. Nitroindoline **57**, is reacted with an acid chloride to form an amide. Further treatment with a primary or secondary amine, preferably a secondary amine, such as in the presence of NaI , at a temperature above about 50°C , and preferably at about 70°C
15 yields the nitroindoline **60**. The nitro compound **60** is hydrogenated, such as with H_2 in the presence of a catalyst, such as Pd/C , to yield the amino-indoline **61**. The carbonyl is reduced, such as with $\text{BH}_3\text{-THF}$, to yield 1-aminoalkyl-indolines **62**.

20

Scheme 21



5

Substituted indolines are prepared such as by the procedures described in Scheme 21. Substituted acetamides **64** are prepared from the coupling of halo-5-nitroanilines **63** (where LG is bromo or chloro, preferably chloro) and an

10 acylating agent, such as acetyl chloride or acetic anhydride, under standard coupling chemistry, such as with DIEA, and DMAP, at a temperature of about RT, in a suitable solvent, such as CH_2Cl_2 , DMF and/or DMAC. The N-(2-

15 methylprop-2-enyl)acetamide **65** is prepared from the acetamide **64**, such as by the treatment of base, such as NaH in a suitable solvent such as NMP or anhydrous DMF and a 3-

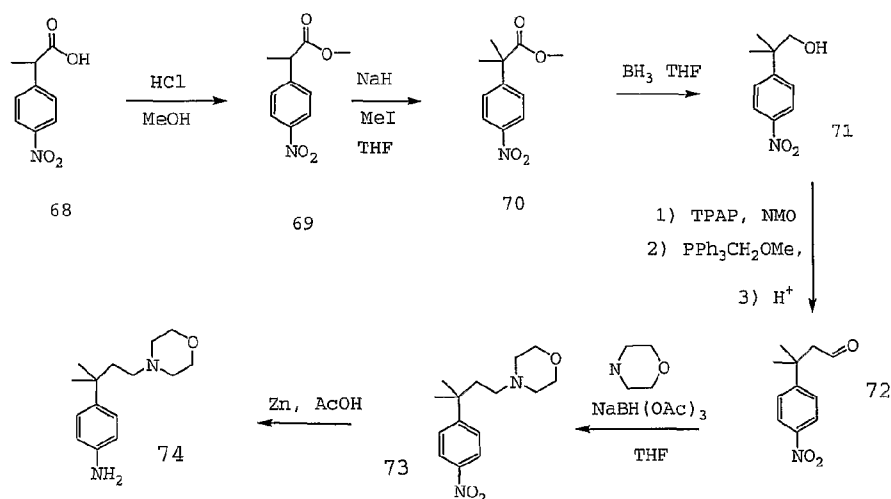
halo-2-methylpropene such as 3-bromo-2-methylpropene or 3-chloro-2-methylpropene, at a temperature between about 0°C and RT, and preferably at about RT; or with CsCO_3 at a

20 temperature above RT, preferably above about 50°C and more preferably above about 60°C . Cyclization of the N-(2-

- 89 -

methylprop-2-enyl)acetamide **65**, such as by the Heck-type reaction (treatment with $\text{Pd}(\text{OAc})_2$ in the presence of base, for example tetraethyl-ammonium chloride, sodium formate, and NaOAc) at a temperature above about 50°C , and preferably at about 80°C , yields the protected (3,3-dimethyl-2,3-dihydro-indol-1-yl)ethanone **66**. Deprotection, such as with strong acid such as AcOH , or HCl at a temperature above about 50°C , and preferably at about 70 - 80°C , yields the 3,3-dimethyl-6-nitro-2,3-dihydro-indol-1-yl **67**. Alternatively, the protected dihydro-6-nitro indoline **66** can be reduced, such as with Fe , or with 10% Pd/C in the presence of an excess of $\text{NH}_4\text{CO}_2\text{H}$, or with H_2 in the presence of a catalyst to form the protected dihydro-6-amino indoline **66a**.

15

Scheme 22

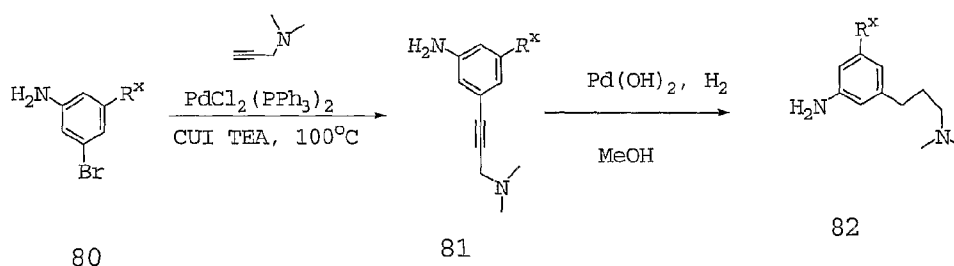
Substituted anilines are prepared such as by the procedures described in Scheme 22. Nitrophenyl esters **69** are formed from the acid **68**, such as by treatment with MeOH and acid. Alkylation of the ester **69**, such as by treatment with base, such as NaH , followed by alkyl halide, yields the branched alkyl compounds **70**. Reduction of the ester **70**,

- 90 -

such as with BH_3 , yields the alcohol **71**. The aldehyde **72** is prepared from the alcohol **71**, such as by treatment with TPAP in the presence of N-methylmorpholine-N-oxide. Subsequent treatment with methoxymethyltriphenylphosphonium chloride and KHMDS yields **72**. Coupling of the aldehyde **72** with morpholine, such as with $\text{NaBH}(\text{OAc})_3$, yields the tertiary amine **73**. Reduction of the nitro compound, such as with acid, for example AcOH, and zinc yields the aniline **74**.

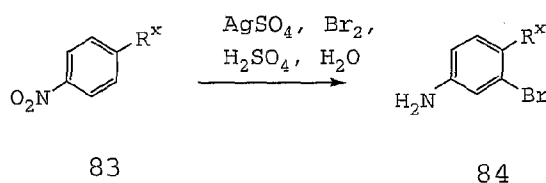
10

Scheme 23



Substituted aniline compounds (where R^x is a substituent selected those available for substituted R^2 , preferably haloalkyl and alkyl) are prepared such as by the procedure described in Scheme 23. Alkynyl-aniline **81**, prepared similar to that described in Scheme 23, is hydrogenated such as with H_2 in the presence of a catalyst, such as $\text{Pd}(\text{OH})_2$, to yield the substituted alkyl **82**.

Scheme 24



25

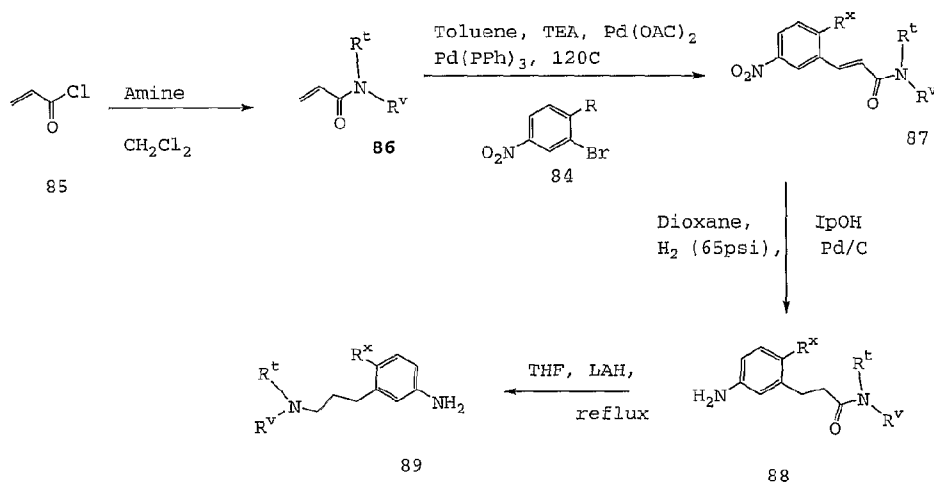
Substituted bromophenyl compounds are prepared such as by the procedure described in Scheme 24. Bromine is added

- 91 -

to a optionally substituted nitrobenzene **83**, AgSO₄ and acid, such as H₂SO₄, to provide the bromo derivative **84**.

Scheme 25

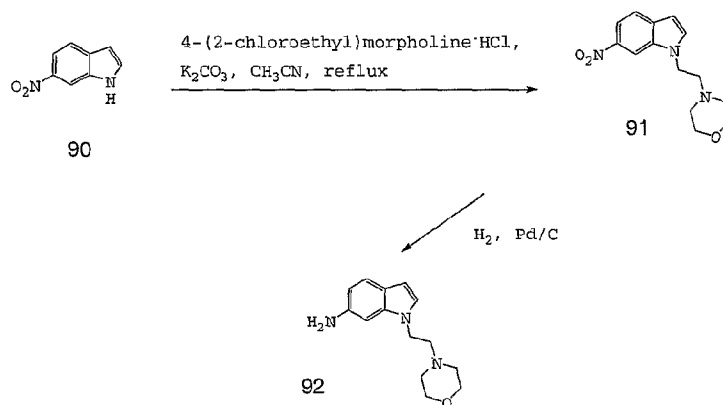
5



Substituted anilines are prepared such as by the procedure described in Scheme 25 (where R^t and R^v are alkyl, or together with the nitrogen atom form a 4-6 membered heterocyclic ring). Acryloyl chloride **85** is reacted with an amine, preferably a secondary amine, such as at a temperature between about 0°C and about RT, to form the amide **86**. A bromo-nitrobenzene **84** is reacted with the amide **88**, such as in the presence of base, for example TEA, together with Pd(OAc)₂ and Pd(PPh₃)₄, at a temperature above about 50°C, and preferably at about 120°C, such as in a sealed container, to form the substituted alkene **87**. Hydrogenation of the alkene **87**, such as with H₂ in the presence of a catalyst, for example Pd/C catalyst yields the substituted aniline **88**. Reduction of the amide **88**, such as with LiAlH₄, at a temperature above about 50°C, and preferably at about 80°C yields the aniline **89**.

- 92 -

Scheme 26

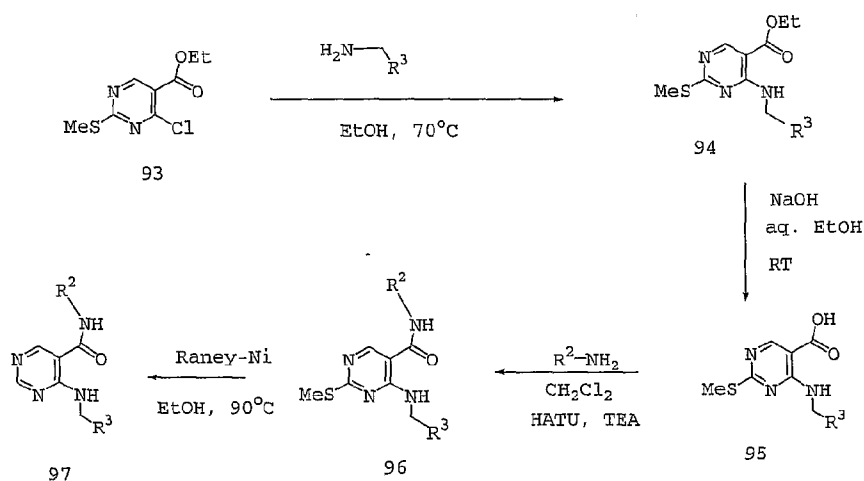


5

Substituted indoles are prepared such as by the procedure described in Scheme 26. A nitroindole **90** is coupled with a halo compound, in the presence of base, for example K_2CO_3 . Heating at a temperature above about $50^\circ C$, and preferably at about reflux yields the substituted-nitro-1H-indole **91**. Hydrogenation similar to conditions described above yields the amino derivative **92**.

Scheme 27

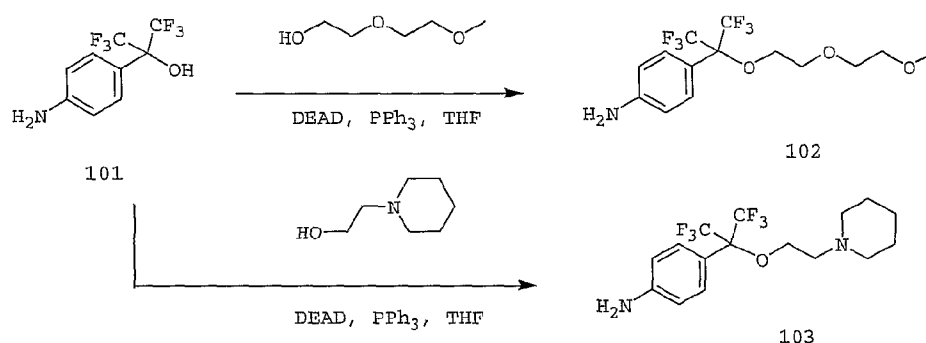
15



- 93 -

Substituted pyrimidines are prepared such as by the procedure described in Scheme 27. 2-Methylthio-5-pyrimidyl acids **95** are prepared from the corresponding esters **93** similar to procedures described above. The amides **96** are formed from the acids **95** by coupling with the amine such as in the presence of HATU and base, TEA for example. The methylthio group can be removed, such as with Raney-Ni and heat, preferably at about reflux temperature, to form the pyrimidine **97**.

Scheme 28

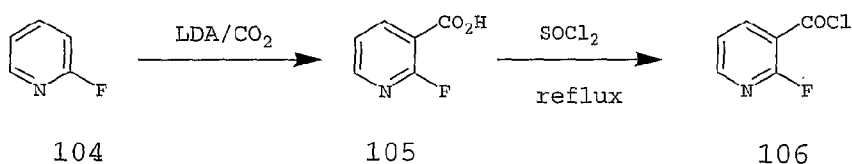


15

Substituted anilines are prepared such as by the procedure described in Scheme 28. Treatment with the haloalkyl alcohol **101** with an alcohol, such as in the presence of DEAD and PPh₃ yields the ether **102** or **103**.

20

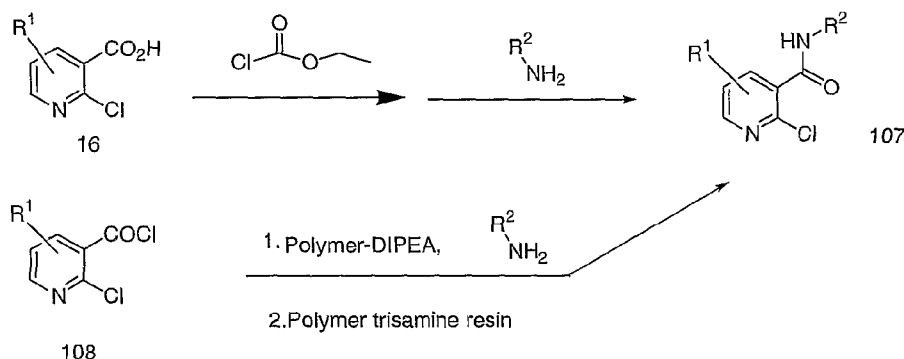
Scheme 29



- 94 -

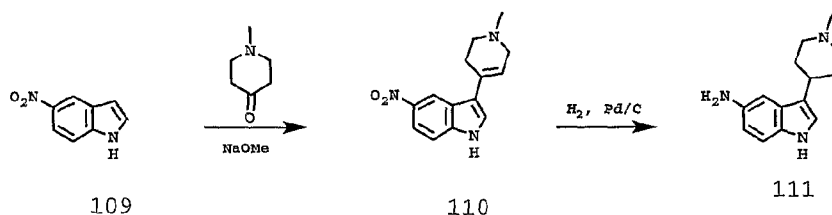
Functionalized pyridines are prepared such as by the procedure described in Scheme 29. 2-Fluoropyridine **104** is treated with base, such as LDA, at a temperature below about 0°C, and preferably at about -78°C, and quenched with a stream of dry CO₂ to form the nicotinic acid **105**.
Alternatively, solid CO₂ (dry ice) can be used, preferably dried with N₂ prior to use. The acid **105** is converted to the acid halide **106**, such as by treatment with thionyl chloride and heating at a temperature above about 50°C, and preferably at about reflux.

Scheme 30



Chloro-substituted pyridines **107** are prepared such as by the procedure described in Scheme 30. 2-Chloronicotinic acid is activated with ethyl chloroformate, in the presence of base, such as TEA, at a temperature of about RT.
Reaction with an amine produces amide **107**. Alternatively, the amine can be coupled with the acid chloride **108**, such as with polymer-supported DIPEA. Excess acid chloride is removed by treating the reaction mixture with polymer-supported trisamine resin, to form amide **107**.

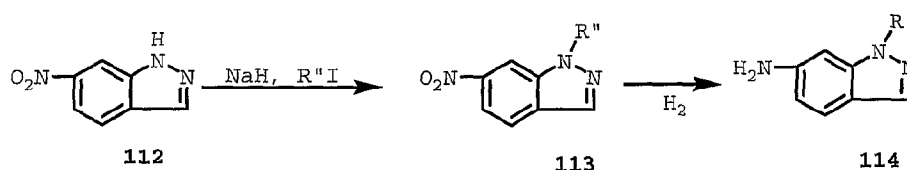
Scheme 31



5

Amino-substituted indoles **111** are prepared such as by the procedure described in Scheme 31. Nitroindoline **109** is reacted with N-methyl-4-piperidone in the presence of NaOMe at a temperature above about 50°C , and preferably at about reflux, to form the 3-substituted indole **110**. Hydrogenation as previously discussed yields the amino indole **111**.

Scheme 32



15


Alkylated indazoles can be prepared by the process outlined in Scheme 32. To a solution of 6-nitroindazole **112** in a solvent such as THF is added strong base, such as NaH at a temperature below RT, preferably at about 0°C . Alkylhalides, such as where R'' is methyl, are added and reacted at a temperature about RT to give 1-alkyl-6-nitro-1H-indazole **113**. The nitro indazole **113** is hydrogenated, such as with an H_2 atmosphere in the presence of a catalyst, such as Pd/C to give the 1-substituted-6-amino-1H-indazole **114**.

20

25

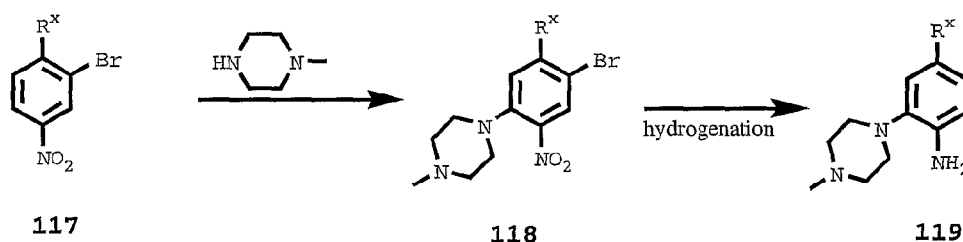
- 96 -

Scheme 33



5 Brominated indazoles can be prepared by the process outlined in Scheme 33. NBS is slowly added to an acidic solution, such as a mixture of TFA:H₂SO₄ (5:1) and *tert*-butyl-4-nitrobenzene **115** at a temperature of about RT to yield the brominated compound **116**.

Scheme 34



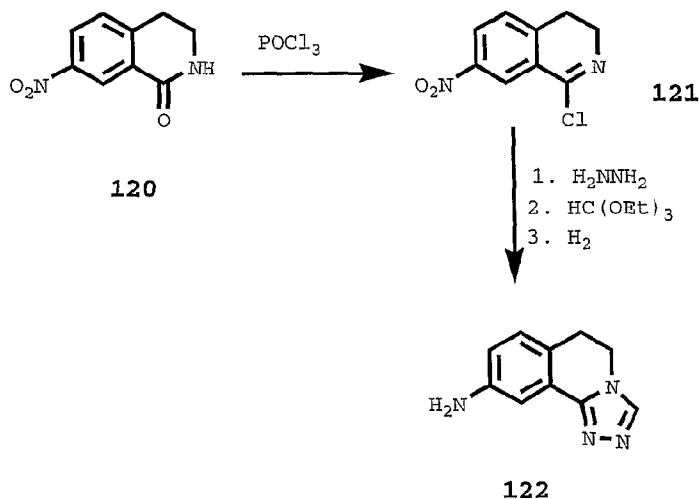
15 Substituted anilines (where R^x is a substituent selected those available for substituted R²) can be prepared by the process outlined in Scheme 34. A mixture of 1-(substituted)-2-bromo-4-nitrobenzene **117** and N-methylpiperazine is heated, such as with or without solvent, preferably without solvent, at a temperature above RT, preferably at a temperature above about 100°C, and more preferably at a temperature at about 130°C to give the 1-[5-(substituted)-2-nitrophenyl]-4-methylpiperazine **118**. The nitro compound **118** is hydrogenated, such as with an H₂ atmosphere in the presence of a catalyst, such as Pd/C to

- 97 -

furnish 4-(substituted)-2-(4-methylpiperazinyl)phenylamine
119.

Scheme 35

5

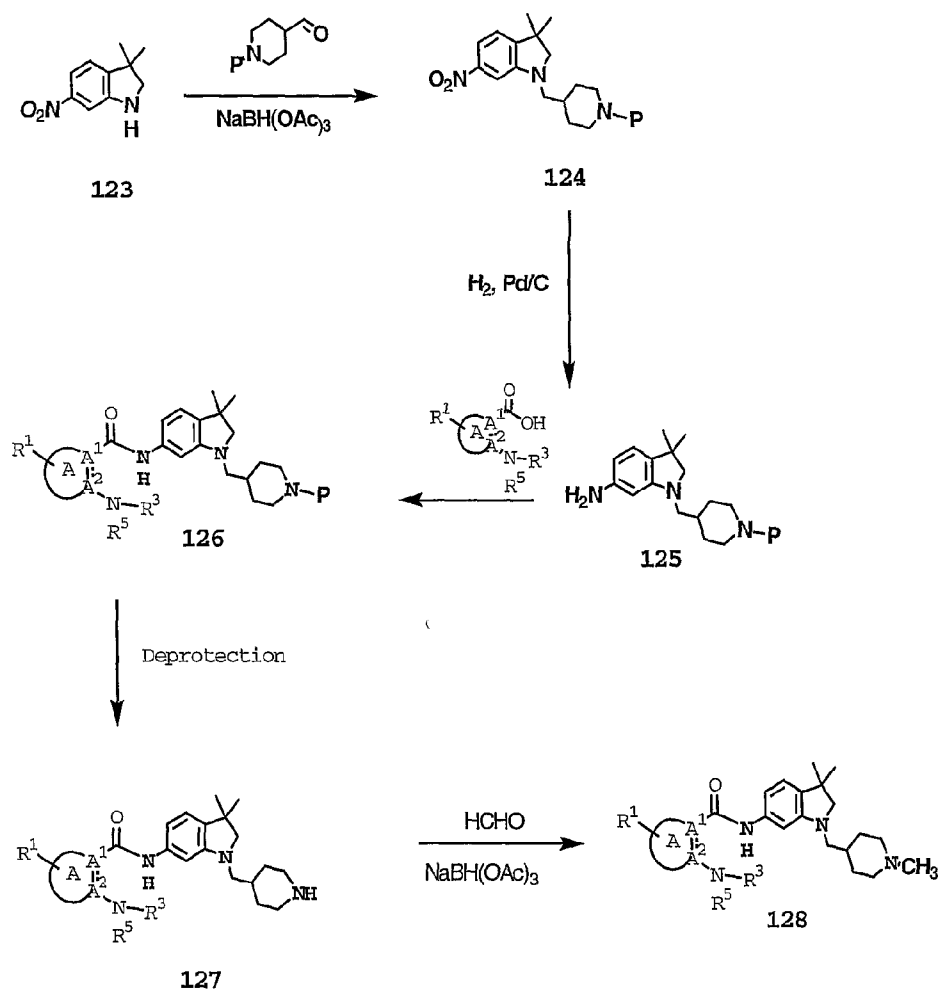


Tricyclic heterocycles can be prepared by the process outlined in Scheme 35. 7-Nitro-2,3,4-trihydroisoquinolin-1-one **120** is heated in POCl_3 at a temperature above RT, preferably at a temperature sufficient for reflux, to form the 1-chloro-7-nitro-3,4-dihydroisoquinoline **121**. The 1-chloro-7-nitro-3,4-dihydroisoquinoline **121** is dissolved in a solvent, such as THF, and H_2NNH_2 is added. The reaction is heated with $\text{HC}(\text{OEt})_3$ at a temperature above RT, preferably at a temperature above about 75°C , and more preferably at a temperature at about 115°C to give the nitro-substituted tricyclic. Hydrogenation, such as with an H_2 atmosphere in the presence of a catalyst, such as Pd/C, gives 2-amino-5,6,7-trihydro-1,2,4-triazolo[3,4-a]isoquinoline **122**.

20

- 98 -

Scheme 36



5

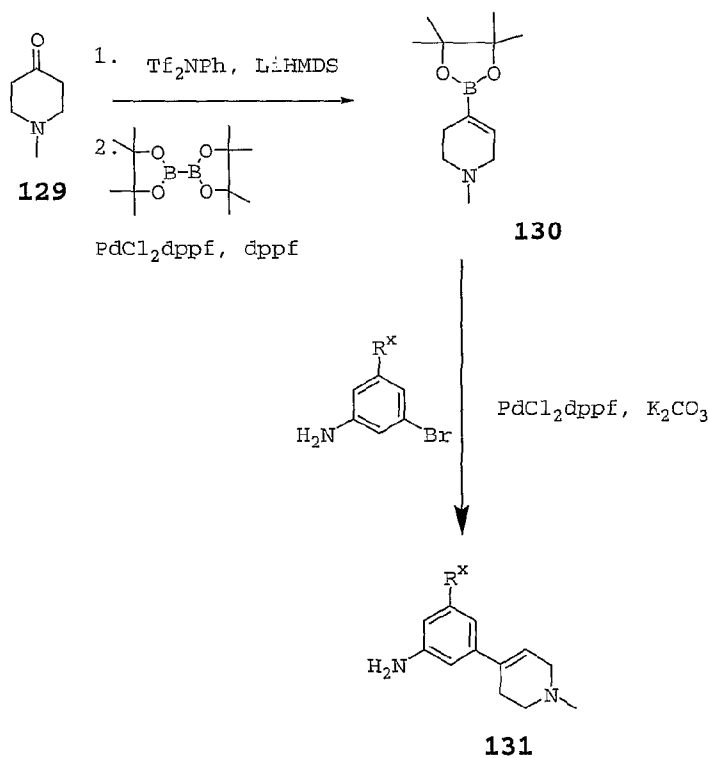
Indoliny-substituted carboxamides can be prepared from the corresponding nitro indoline **123** by the process outlined in Scheme 36. For example, 3,3-dimethyl-6-nitroindoline **123** is alkylated, such as with N-protected-4-formylpiperidine in the presence of NaBH(OAc)₃ and acid, such as glacial AcOH, and solvent, such as dichloromethane, at a temperature of about RT, to afford the alkylated indane **124**. Hydrogenation of the alkylated indane **124**, such as

- 99 -

with an H₂ atmosphere in the presence of a catalyst, such as Pd/C, in the presence of a solvent, such as an alcohol, preferably MeOH, to give the amino intermediate **125**. Alternatively, other hydrogenation methods can be used, such as Fe powder with NH₄Cl. Coupling of the amine **125**, such as with 2-chloronicotinic acid and DIEA, HOBt and EDC, in a solvent such as CH₂Cl₂ at a temperature of about RT provides the protected carboxamide **126**, which upon deprotection and alkylation yields other compounds of the invention, **127** and **128**, respectively. Alternatively, amine **125** is reacted with 2-fluoronicotinoyl chloride to form a 2-fluoronicotinamide, which can be alkylated, such as in Scheme 10.

Scheme 37

15

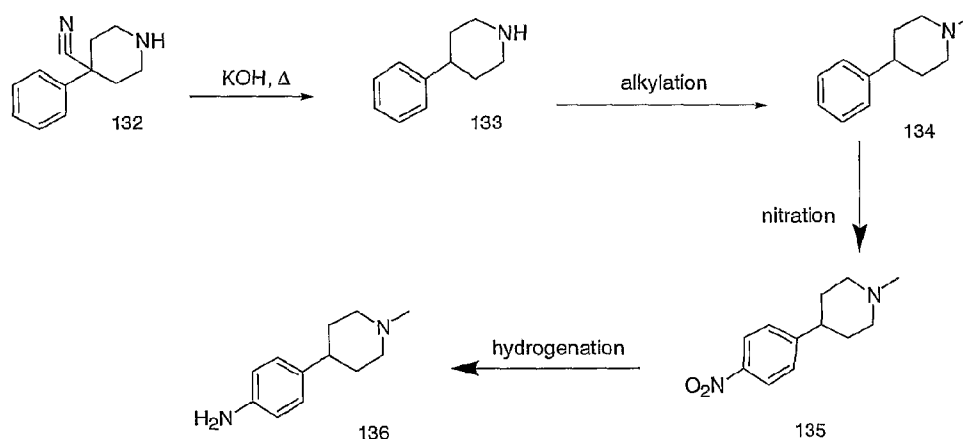


Substituted anilines can be prepared by the process outlined in Scheme 37 (where R^x is a substituent selected

- 100 -

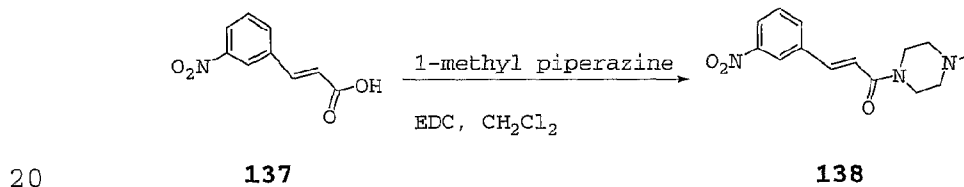
those available for substituted R², preferably haloalkyl and alkyl). 1-Methyl-4-piperidinone **129** is added to a solution of strong base such as LiHMDS, in a solvent such as THF, at a temperature below RT, preferably lower than about -50°C, more preferably at about -78°C. Tf₂NPh is reacted with the enolate at a temperature of about RT, to give 1-methyl-4-(1,2,5,6-tetrahydro)pyridyl-(trifluoromethyl)sulfonate. A mixture of the triflate intermediate, bis(pinacolato)diboron, potassium acetate, PdCl₂dppf, and dppf in a solvent such as dioxane is heated at a temperature above RT, preferably at a temperature above about 50°C, and more preferably at a temperature at about 80°C to give 4,4,5,5-tetramethyl-2-(1-methyl(4-1,2,5,6-tetrahydropyridyl))-1,3,2-dioxaborolane **130**. The substituted aniline **131** is formed from the 1,3,2-dioxaborolane **130** such as with treatment with an amine in the presence of PdCl₂dppf and base, such as K₂CO₃, in a solvent such as DMF at a temperature above RT, preferably at a temperature above about 50°C, and more preferably at a temperature at about 80°C.

Scheme 38



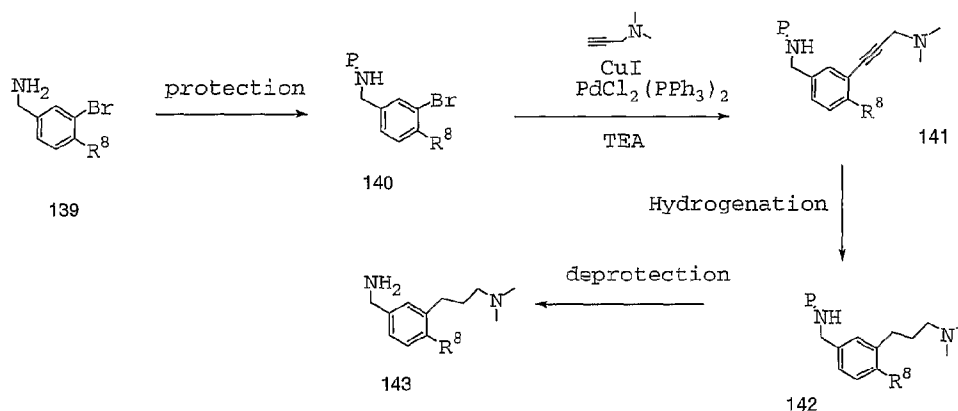
Substituted anilines can be prepared by the process outlined in Scheme 38. 4-Cyano-4-phenylpiperidine hydrochloride **132** is treated with base, such as KOH, at a temperature above RT, preferably at a temperature above about 100°C, and more preferably at a temperature at about 160°C, to provide the phenyl piperidine **133**. Alkylation of the phenyl piperidine **133**, such as with formaldehyde and NaCNBH₃ in a solvent such as CH₃CN, with sufficient acid to maintain the reaction pH near 7, to provide the alkylated piperidine **134**. Nitration of the phenylpiperidine **134**, such as with H₂SO₄ and fuming HNO₃ at a temperature below RT, and preferably at about 0°C, gives the nitro intermediate **135**. Hydrogenation of the nitro intermediate **135**, such as with an H₂ atmosphere in the presence of a catalyst, such as Pd/C, in the presence of a solvent, such as an alcohol, preferably MeOH, to give the amino intermediate **136**.

Scheme 39



Substituted amides can be prepared by the process outlined in Scheme 39. 3-Nitrocinnamic acid **137** is coupled with 1-methylpiperazine in the presence of EDC and a solvent such as CH₂Cl₂, at a temperature of about RT gives the carboxamide **138**.

Scheme 40

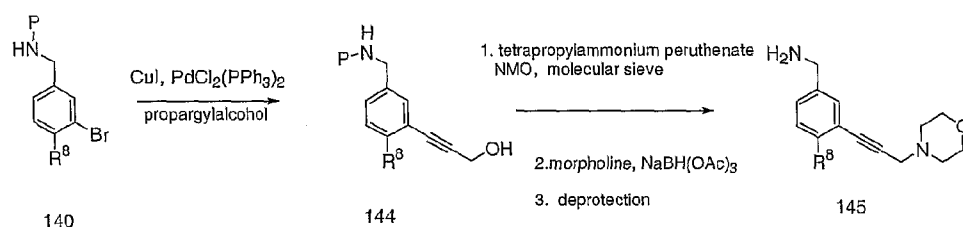


5

Substituted benzylamines can be prepared by the process outlined in Scheme 40. A substituted bromobenzylamine **139** where R^{2a} is a substituent described for R^2 is protected such as with Boc_2O in the presence of base, such as TEA in an appropriate solvent such as CH_2Cl_2 . The protected bromobenzylamine **140** is alkylated, such as with 1-dimethylamino-2-propyne in the presence of catalyst, such as $\text{PdCl}_2(\text{PPh}_3)_2$ bis(triphenylphosphino)-palladium chloride, and CuI , in the presence of base, such as TEA, at a temperature above RT, preferably at a temperature above about 50°C , and more preferably at a temperature at about 100°C , such as in a sealed tube, to form the propynylbenzylamine **141**. The propynylbenzylamine is hydrogenated such as with H_2 in the presence of $\text{Pd}(\text{OH})_2$ and MeOH to provide the propylbenzylamine **142**. Deprotection, such as with strong acid, such as TFA, for removal of a Boc protecting group, yields the propylbenzylamine **143**.

20

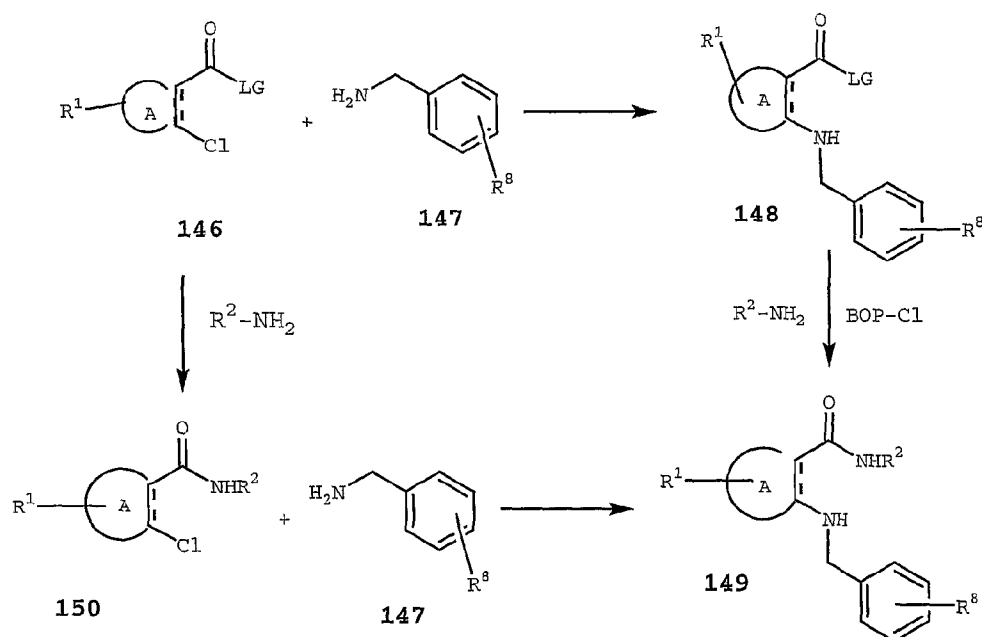
Scheme 41



5

Substituted benzylamines can be prepared by the process outlined in Scheme 41. The protected bromobenzylamine **140** is alkylated, such as with propargyl alcohol in the presence of catalyst, such as $\text{PdCl}_2(\text{PPh}_3)_2$, and CuI , in the presence of base, such as TEA, at a temperature above RT, preferably at a temperature above about 50°C , and more preferably at a temperature at about 100°C , such as in a sealed tube, to form the protected hydroxypropynylbenzylamine **144**. The protected hydroxypropynylbenzylamine is treated with N-methylmorpholine oxide in the presence of a catalyst, such as tetrapropylammonium perruthenate, to form the aldehyde intermediate. Reductive amination, such as with the addition of morpholine and $\text{NaBH}(\text{OAc})_3$, provides the morpholinyl derivative. Deprotection, such as with strong acid, such as TFA, for removal of a Boc protecting group, yields the propylbenzylamine **145**.

Scheme 42



5

Substituted heterocycles may be prepared by the method found in Scheme 42. Chloro-heterocycles **146** (where LG is OH) is coupled with an amine **147** at a suitable temperature, such as a temperature over about 100°C to give the 2-substituted amino-nicotinic acid **148**. The 2-substituted amino-nicotinic acid **148** is reacted with a substituted amine in the presence of a coupling reagent, such as BOP-Cl and base, such as TEA to form the 2-substituted amino-nicotinamide **149**.

Alternatively, 2-chloro-nicotinoyl chloride **146** (where LG is Cl) is coupled first with R²-NH₂, such as in the presence of base, e.g., NaHCO₃, in a suitable solvent, such as IpOH or CH₂Cl₂, to form the amide **150**, then coupled with a benzylamine **147** to yield the 2-substituted amino-nicotinamide **149**. Where A is a pi-electron rich heterocycle, the addition of KF, such as 40% KF on alumina

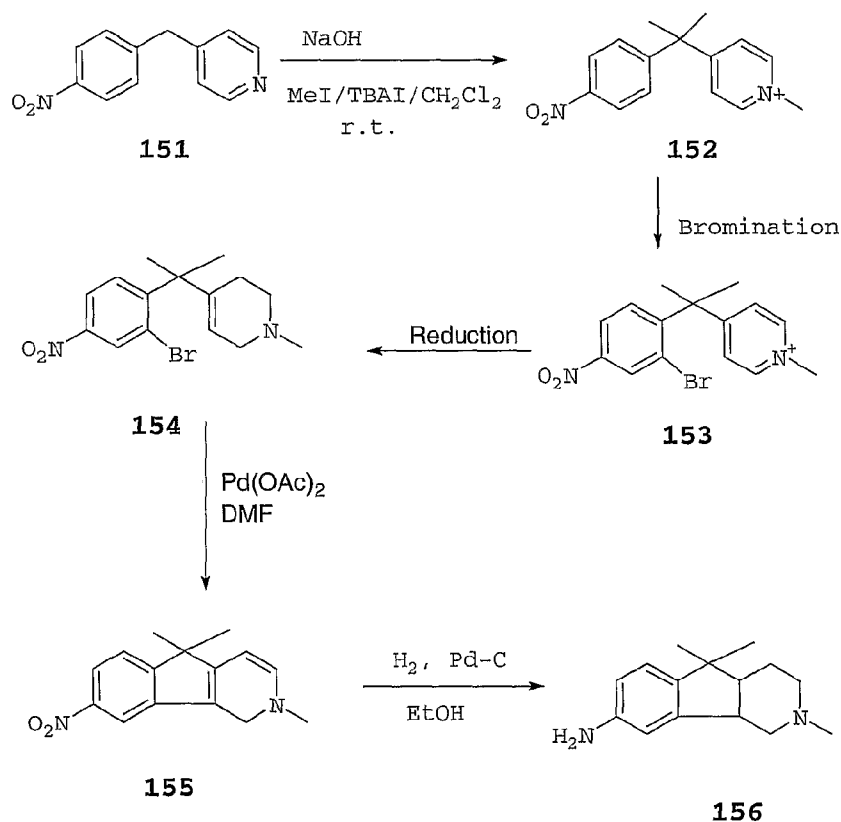
20

- 105 -

in IpOH, at a temperature over about 100°C, preferably about 160°C, can be used in the formation of **149** from **150**.

Scheme 43

5



2,3,4,4a,9,9a-hexahydro-1H-3-aza-fluoren-6-ylamine may be prepared by the method found in Scheme 43.

- 10 Nitrobenzylpyridines **151** are alkylated, such as with MeI, in the presence of TBAI and base to form the pyridinium compound **152**. The pyridinium compounds **152** are halogenated, such as brominated with NBS, to form the brominated pyridinium compounds **153** which are reduced such as with
- 15 NaBH₄ to form the tetrahydro-pyridines **154**. Palladium catalyzed intramolecular Heck coupling followed by hydrogenation forms the hexahydro-fluorenes **156**.

- 106 -

The starting compounds defined in Schemes 1-43 may also be present with functional groups in protected form if necessary and/or in the form of salts, provided a salt-forming group is present and the reaction in salt form is possible. If so desired, one compound of Formula I-III can be converted into another compound of Formula I-III or an N-oxide thereof; a compound of Formula I-III can be converted into a salt; a salt of a compound of Formula I-III can be converted into the free compound or another salt; and/or a mixture of isomeric compounds of Formula I-III can be separated into the individual isomers.

N-Oxides can be obtained in a known manner by reacting a compound of Formula I-III with hydrogen peroxide or a peracid, e.g., 3-chloroperoxy-benzoic acid, in an inert solvent, e.g., CH_2Cl_2 , at a temperature between about -10-35°C, such as about 0°C - RT.

If one or more other functional groups, for example carboxy, hydroxy, amino, or mercapto, are or need to be protected in a compound of Formula I-III or in the synthesis of a compound of Formula I-III, because they should not take part in the reaction, these are such groups as are usually used in the synthesis of peptide compounds, and also of cephalosporins and penicillins, as well as nucleic acid derivatives and sugars.

The protecting groups may already be present in precursors and should protect the functional groups concerned against unwanted secondary reactions, such as acylations, etherifications, esterifications, oxidations, solvolysis, and similar reactions. It is a characteristic of protecting groups that they lend themselves readily, i.e. without undesired secondary reactions, to removal, typically by solvolysis, reduction, photolysis or also by enzyme activity, for example under conditions analogous to

- 107 -

physiological conditions, and that they are not present in the end-products. The specialist knows, or can easily establish, which protecting groups are suitable with the reactions mentioned above and hereinafter.

- 5 The protection of such functional groups by such protecting groups, the protecting groups themselves, and their removal reactions are described for example in standard reference works, such as J. F. W. McOmie, "Protective Groups in Organic Chemistry", Plenum Press, 10 London and New York 1973, in T. W. Greene, "Protective Groups in Organic Synthesis", Wiley, New York 1981, in "The Peptides"; Volume 3 (editors: E. Gross and J. Meienhofer), Academic Press, London and New York 1981, in "Methoden der organischen Chemie" (Methods of organic chemistry), Houben 15 Weyl, 4th edition, Volume 15/1, Georg Thieme Verlag, Stuttgart 1974, in H.-D. Jakubke and H. Jescheit, "Aminosäuren, Peptide, Proteine" (Amino acids, peptides, proteins), Verlag Chemie, Weinheim, Deerfield Beach, and Basel 1982, and in Jochen Lehmann, "Chemie der 20 Kohlenhydrate: Monosaccharide und Derivate" (Chemistry of carbohydrates: monosaccharides and derivatives), Georg Thieme Verlag, Stuttgart 1974.

 In the additional process steps, carried out as desired, functional groups of the starting compounds which 25 should not take part in the reaction may be present in unprotected form or may be protected for example by one or more of the protecting groups mentioned above under "protecting groups". The protecting groups are then wholly or partly removed according to one of the methods described 30 there.

 Salts of a compound of Formula I-III with a salt-forming group may be prepared in a manner known *per se*. Acid addition salts of compounds of Formula I-III may thus be obtained by treatment with an acid or with a suitable anion

- 108 -

exchange reagent. A salt with two acid molecules (for example a dihalogenide of a compound of formula I) may also be converted into a salt with one acid molecule per compound (for example a monohalogenide); this may be done by heating
5 to a melt, or for example by heating as a solid under a high vacuum at elevated temperature, for example from about 130°C to about 170°C, one molecule of the acid being expelled per molecule of a compound of Formula I-III.

Salts can usually be converted to free compounds,
10 e.g., by treating with suitable basic agents, for example with alkali metal carbonates, alkali metal hydrogen carbonates, or alkali metal hydroxides, typically potassium carbonate or sodium hydroxide.

A compound of formula I, wherein Z is oxygen, can be
15 converted into the respective compound wherein Z is sulfur, for example, by using an appropriate sulfur compound, e. g. using reaction with Lawesson's reagent (2,4-bis-(4-methoxyphenyl)-1,3-dithia-2,4-diphosphetane-2,4-disulfide) in a halogenated hydrocarbon, such as CH_2Cl_2 , or an aprotic
20 solvent, such as toluene or xylene, at temperatures from about 30°C to reflux.

All process steps described here can be carried out under known reaction conditions, preferably under those specifically mentioned, in the absence of or usually in the
25 presence of solvents or diluents, preferably such as are inert to the reagents used and able to dissolve these, in the absence or presence of catalysts, condensing agents or neutralizing agents, for example ion exchangers, typically cation exchangers, for example in the H^+ form, depending on
30 the type of reaction and/or reactants at reduced, normal, or elevated temperature, for example in the range from about -100°C to about 190°C, preferably from about -80°C to about 150°C, for example at about -80 to about 60°C, at RT, at about -20°C to about 40°C or at the boiling point of the

- 109 -

solvent used, under atmospheric pressure or in a closed vessel, where appropriate under pressure, and/or in an inert atmosphere, for example under argon or nitrogen.

Salts may be present in all starting compounds and
5 transients, if these contain salt-forming groups. Salts may also be present during the reaction of such compounds, provided the reaction is not thereby disturbed.

In certain cases, typically in hydrogenation
processes, it is possible to achieve stereoselective
10 reactions, allowing for example easier recovery of individual isomers.

The solvents from which those can be selected which are suitable for the reaction in question include for example water, esters, typically lower alkyl-lower
15 alkanoates, e.g., ethyl acetate, ethers, typically aliphatic ethers, e.g., diethyl ether, or cyclic ethers, e.g., THF, liquid aromatic hydrocarbons, typically benzene or toluene, alcohols, typically MeOH, EtOH or 1-propanol, IpOH, nitriles, typically CH₃CN, halogenated hydrocarbons,
20 typically CH₂Cl₂, acid amides, typically DMF, bases, typically heterocyclic nitrogen bases, e.g. pyridine, carboxylic acids, typically lower alkanecarboxylic acids, e.g., AcOH, carboxylic acid anhydrides, typically lower alkane acid anhydrides, e.g., acetic anhydride, cyclic,
25 linear, or branched hydrocarbons, typically cyclohexane, hexane, or isopentane, or mixtures of these solvents, e.g., aqueous solutions, unless otherwise stated in the description of the process. Such solvent mixtures may also be used in processing, for example in chromatography.

30 The invention relates also to those forms of the process in which one starts from a compound obtainable at any stage as a transient and carries out the missing steps, or breaks off the process at any stage, or forms a starting material under the reaction conditions, or uses said

- 110 -

starting material in the form of a reactive derivative or salt, or produces a compound obtainable by means of the process according to the invention and processes the said compound *in situ*. In the preferred embodiment, one starts
5 from those starting materials which lead to the compounds described above as preferred.

The compounds of Formula I-III, including their salts, are also obtainable in the form of hydrates, or their crystals can include for example the solvent used for
10 crystallization (present as solvates).

New starting materials and/or intermediates, as well as processes for the preparation thereof, are likewise the subject of this invention. In the preferred embodiment, such starting materials are used and reaction conditions so
15 selected as to enable the preferred compounds to be obtained.

Starting materials of the invention, are known, are commercially available, or can be synthesized in analogy to or according to methods that are known in the art.

20 For example, amine **1** can be prepared by reduction of the corresponding nitro. The reduction preferably takes place in the presence of a suitable reducing agent, such as tin(II) chloride or hydrogen in the presence of an appropriate catalyst, such as Raney nickel (then preferably
25 the hydrogen is used under pressure, e.g. between 2 and 20 bar) or PtO₂, in an appropriate solvent, e.g. an alcohol, such as MeOH. The reaction temperature is preferably between about 0°C and about 80°C, especially about 15°C to about 30°C.

30 It would also be possible to reduce the nitro compound after forming the amide compound under reaction conditions analogous to those for the reduction of nitro compounds described above. This would eliminate the need to protect the free amino group as described in Scheme 1.

- 111 -

In the preparation of starting materials, existing functional groups which do not participate in the reaction should, if necessary, be protected. Preferred protecting groups, their introduction and their removal are described
5 above or in the examples.

All remaining starting materials are known, capable of being prepared according to known processes, or commercially obtainable; in particular, they can be prepared using processes as described in the examples.

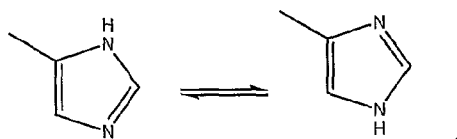
10 Compounds of the present invention can possess, in general, one or more asymmetric carbon atoms and are thus capable of existing in the form of optical isomers as well as in the form of racemic or non-racemic mixtures thereof. The optical isomers can be obtained by resolution of the
15 racemic mixtures according to conventional processes, *e.g.*, by formation of diastereoisomeric salts, by treatment with an optically active acid or base. Examples of appropriate acids are tartaric, diacetyltartaric, dibenzoyltartaric, ditoluoyltartaric, and camphorsulfonic acid and then
20 separation of the mixture of diastereoisomers by crystallization followed by liberation of the optically active bases from these salts. A different process for separation of optical isomers involves the use of a chiral chromatography column optimally chosen to maximize the
25 separation of the enantiomers. Still another available method involves synthesis of covalent diastereoisomeric molecules by reacting compounds of the invention with an optically pure acid in an activated form or an optically pure isocyanate. The synthesized diastereoisomers can be
30 separated by conventional means such as chromatography, distillation, crystallization or sublimation, and then hydrolyzed to deliver the enantiomerically pure compound. The optically active compounds of the invention can likewise be obtained by using optically active starting

- 112 -

materials. These isomers may be in the form of a free acid, a free base, an ester or a salt.

The compounds of this invention may contain one or more asymmetric centers and thus occur as racemates and
5 racemic mixtures, scalemic mixtures, single enantiomers, individual diastereomers and diastereomeric mixtures. All such isomeric forms of these compounds are expressly included in the present invention.

The compounds of this invention may also be
10 represented in multiple tautomeric forms, for example, as illustrated below:



15 The invention expressly includes all tautomeric forms of the compounds described herein.

The compounds may also occur in cis- or trans- or E- or Z- double bond isomeric forms. All such isomeric forms of such compounds are expressly included in the present
20 invention. All crystal forms of the compounds described herein are expressly included in the present invention.

Substituents on ring moieties (e.g., phenyl, thienyl, etc.) may be attached to specific atoms, whereby they are intended to be fixed to that atom, or they may be drawn
25 unattached to a specific atom, whereby they are intended to be attached at any available atom that is not already substituted by an atom other than H (hydrogen).

The compounds of this invention may contain heterocyclic ring systems attached to another ring system.
30 Such heterocyclic ring systems may be attached through a carbon atom or a heteroatom in the ring system.

- 113 -

Alternatively, a compound of any of the formulas delineated herein may be synthesized according to any of the processes delineated herein. In the processes delineated herein, the steps may be performed in an alternate order and
5 may be preceded, or followed, by additional protection/deprotection steps as necessary. The processes may further comprise use of appropriate reaction conditions, including inert solvents, additional reagents, such as bases (e.g., LDA, DIEA, pyridine, K_2CO_3 , and the like), catalysts,
10 and salt forms of the above. The intermediates may be isolated or carried on *in situ*, with or without purification. Purification methods are known in the art and include, for example, crystallization, chromatography (liquid and gas phase, simulated moving bed ("SMB")),
15 extraction, distillation, trituration, reverse phase HPLC and the like. Reaction conditions such as temperature, duration, pressure, and atmosphere (inert gas, ambient) are known in the art and may be adjusted as appropriate for the reaction.

20 As can be appreciated by the skilled artisan, the above synthetic schemes are not intended to comprise a comprehensive list of all means by which the compounds described and claimed in this application may be synthesized. Further methods will be evident to those of
25 ordinary skill in the art. Additionally, the various synthetic steps described above may be performed in an alternate sequence or order to give the desired compounds. Synthetic chemistry transformations and protecting group methodologies (protection and deprotection) useful in
30 synthesizing the inhibitor compounds described herein are known in the art and include, for example, those such as described in R. Larock, *Comprehensive Organic Transformations*, VCH Publishers (1989); T.W. Greene and P.G.M. Wuts, *Protective Groups in Organic Synthesis*, 3rd.

- 114 -

Ed., John Wiley and Sons (1999); L. Fieser and M. Fieser, *Fieser and Fieser's Reagents for Organic Synthesis*, John Wiley and Sons (1994); A. Katritzky and A. Pozharski, *Handbook of Heterocyclic Chemistry*, 2nd Ed. (2001); M.
5 Bodanszky, A. Bodanszky: *The practice of Peptide Synthesis* Springer-Verlag, Berlin Heidelberg 1984; J. Seyden-Penne: *Reductions by the Alumino- and Borohydrides in Organic Synthesis*, 2nd Ed., Wiley-VCH, 1997; and L. Paquette, ed., *Encyclopedia of Reagents for Organic Synthesis*, John Wiley
10 and Sons (1995).

The compounds of this invention may be modified by appending appropriate functionalities to enhance selective biological properties. Such modifications are known in the art and include those which increase biological penetration
15 into a given biological compartment (e.g., blood, lymphatic system, central nervous system), increase oral availability, increase solubility to allow administration by injection, alter metabolism and alter rate of excretion.

The following examples contain detailed descriptions
20 of the methods of preparation of compounds of Formulas I-III. These detailed descriptions fall within the scope, and serve to exemplify, the above described General Synthetic Procedures which form part of the invention. These detailed descriptions are presented for illustrative purposes only
25 and are not intended as a restriction on the scope of the invention.

Unless otherwise noted, all materials were obtained from commercial suppliers and used without further purification. Anhydrous solvents such as DMF, THF, CH₂Cl₂ and toluene were
30 obtained from the Aldrich Chemical Company. All reactions involving air- or moisture-sensitive compounds were performed under a nitrogen atmosphere. Flash chromatography was performed using Aldrich Chemical Company silica gel (200-400 mesh, 60A) or Biotage pre-packed column. Thin-

- 115 -

layer chromatography (TLC) was performed with Analtech gel TLC plates (250 μ). Preparative TLC was performed with Analtech silica gel plates (1000-2000 μ). Preparative HPLC was conducted on Beckman or Waters HPLC system with 0.1% TFA/H₂O and 0.1% TFA/CH₃CN as mobile phase. The flow rate was at 20 ml/min. and gradient method was used. ¹H NMR spectra were determined with super conducting FT NMR spectrometers operating at 400 MHz or a Varian 300 MHz instrument. Chemical shifts are expressed in ppm downfield from internal standard tetramethylsilane. All compounds showed NMR spectra consistent with their assigned structures. Mass spectra (MS) were determined on a Perkin Elmer - SCIEX API 165 electrospray mass spectrometer (positive and, or negative) or an HP 1100 MSD LC-MS with electrospray ionization and quadrupole detection. All parts are by weight and temperatures are in Degrees centigrade unless otherwise indicated.

- 116 -

The following abbreviations are used:

	AIBN -	2,2'-azobisisobutyronitrile
	Ar -	argon
5	AgSO ₄ -	silver sulfate
	ATP -	adenosine triphosphate
	BH ₃ -	borane
	Boc -	tert-butyloxycarbonyl
	Boc ₂ O -	Boc anhydride
10	BOP-Cl -	bis(2-oxo-3-oxazolidinyl)phosphinic chloride
	Br ₂ -	bromine
	BSA -	bovine serum albumin
	t-BuOH -	tert-butanol
15	CAN -	ammonium cerium(IV) nitrate
	CH ₃ CN, AcCN -	acetonitrile
	CH ₂ Cl ₂ -	dichloromethane
	CH ₃ I, MeI -	iodomethane, methyl iodide
	CCl ₄ -	carbon tetrachloride
20	CCl ₃ -	chloroform
	CO ₂ -	carbon dioxide
	Cs ₂ CO ₃ -	cesium carbonate
	DIEA -	diisopropylethylamine
	CuI -	copper iodide
25	DCE -	1,2-dichloroethane
	DEAD -	diethyl azodicarboxylate
	DIEA -	diisopropylethylamine
	dppf -	1,1-diphenylphosphinoferrocene
	DMAP -	4-(dimethylamino)pyridine
30	DMAC -	N,N-dimethylacetamide
	DMF -	dimethylformamide
	DMSO -	dimethylsulfoxide
	DTT -	dithiothreitol
	EDC, EDAC-	1-(3-dimethylaminopropyl)-3-

- 117 -

		ethylcarbodiimide hydrochloride
	EGTA -	ethylene glycol-bis(β -aminoethyl ether) -
		N,N,N',N'-tetraacetic acid
	EtOAc -	ethyl acetate
5	EtOH -	ethanol
	Et ₂ O -	diethyl ether
	Fe -	iron
	g -	gram
	h -	hour
10	HATU -	O-(7-azabenzotriazol-1-yl)-N,N,N',N'-
		tetramethyluronium hexafluorophosphate
	H ₂ -	hydrogen
	H ₂ O -	water
	HCl -	hydrochloric acid
15	H ₂ SO ₄ -	sulfuric acid
	H ₂ NNH ₂ -	hydrazine
	HC(OEt) ₃ -	triethylorthoformate
	HCHO, H ₂ CO -	formaldehyde
	HCO ₂ Na -	sodium formate
20	HOAc, AcOH -	acetic acid
	HOAt -	1-hydroxy-7-azabenzotriazole
	HOBt -	hydroxybenzotriazole
	IpOH -	isopropanol
	K ₂ CO ₃ -	potassium carbonate
25	KHMDS -	potassium hexamethylsilazane
	KNO ₃ -	potassium nitrate
	KOAc -	potassium acetate
	KOH -	potassium hydroxide
	LAH, LiAlH ₄ -	lithium aluminum hydride
30	LDA -	lithium diisopropylamide
	LiCl -	lithium chloride
	LiHMDS -	lithium hexamethyldisilazide
	MeOH -	methanol
	MgCl ₂ -	magnesium chloride

- 118 -

	MgSO ₄ -	magnesium sulfate
	mg -	milligram
	ml -	milliliter
	MnCl ₂ -	manganese chloride
5	NBS -	N-bromosuccinimide
	NMO -	4-methylmorpholine, N-oxide
	NMP -	N-methylpyrrolidone
	Na ₂ SO ₄ -	sodium sulfate
	Na ₂ S ₂ O ₅ -	sodium metabisulfite
10	NaHCO ₃ -	sodium bicarbonate
	Na ₂ CO ₃ -	sodium carbonate
	NaCl -	sodium chloride
	NaH -	sodium hydride
	NaI -	sodium iodide
15	NaOH -	sodium hydroxide
	NaOMe -	sodium methoxide
	NaCNBH ₃ -	sodium cyanoborohydride
	NaBH ₄ -	sodium borohydride
	NaNO ₂ -	sodium nitrate
20	NaBH(OAc) ₃ -	sodium triacetoxymethylborohydride
	NH ₄ Cl -	ammonium chloride
	N ₂ -	nitrogen
	Pd/C -	palladium on carbon
	PdCl ₂ (PPh ₃) ₂ -	palladium chloride bis(triphenylphosphine)
25	PdCl ₂ (dppf) -	1,1'-bis(diphenylphosphino)ferrocene
		palladium chloride
	Pd(PPh ₃) ₄ -	palladium tetrakis triphenylphosphine
	Pd(OH) ₂ -	palladium hydroxide
	Pd(OAc) ₂ -	palladium acetate
30	PMB -	para methoxybenzyl
	POCl ₃ -	phosphorus oxychloride
	PPh ₃ -	triphenylphosphine
	PtO ₂ -	platinum oxide
	RT -	room temperature

- 119 -

	SiO ₂ -	silica
	SOCl ₂ -	thionyl chloride
	TBAI -	tetrabutylammonium iodide
	TEA -	triethylamine
5	Tf ₂ NPh -	N-phenyltrifluoromethanesulfonimide
	TFA -	trifluoroacetic acid
	THF -	tetrahydrofuran
	TPAP -	tetrapropylammonium perruthenate
	Tris-HCl -	Tris(hydroxymethyl)aminomethane
10		hydrochloride salt
	Zn -	zinc

Preparation I - 3-nitro-5-trifluoromethyl-phenol

1-Methoxy-3-nitro-5-trifluoromethyl-benzene (10g, Aldrich)
15 and pyridine-HCl (41.8g, Aldrich) were mixed together and heated neat at 210°C in an open flask. After 2.5 h the mixture was cooled to RT and partitioned between 1N HCl and EtOAc. The EtOAc fraction was washed with 1N HCl (4x), brine (1x), dried with Na₂SO₄, filtered and concentrated in vacuo
20 to form 3-nitro-5-trifluoromethyl-phenol as an off-white solid.

Preparation II - 1-Boc-4-(3-nitro-5-trifluoromethyl-phenoxy)-piperidine

25 3-Nitro-5-trifluoromethyl-phenol (8.81g) was dissolved in THF (76 ml). 1-Boc-4-hydroxy-piperidine (8.81 g, Aldrich) and Ph₃P (11.15 g) were added and the solution was cooled to -20°C. A solution of DEAD (6.8 ml, Aldrich) in THF (36 ml) was added dropwise, maintaining the temperature between -20
30 and -10°C. The reaction was warmed to RT and stirred overnight. The reaction was concentrated in vacuo and triturated with hexane. The yellow solid was removed by filtration and washed with Et₂O (25 ml), and hexane. The white filtrate was washed with 1N NaOH (2x), brine (1x) and

- 120 -

the hexane layer was dried over Na₂SO₄, filtered and concentrated in vacuo. The crude material was purified with flash chromatography (SiO₂, 5-10% EtOAc/hexane) to obtain 1-Boc-4-(3-nitro-5-trifluoromethyl-phenoxy)-piperidine.

5

The following compounds were prepared similarly to the procedure outlined above:

- 10 a) (S)-1-Boc-[2-(5-nitro-2-trifluoromethylphenoxy)methyl]-pyrrolidine
- b) (R)-1-Boc-[2-(5-nitro-2-trifluoromethylphenoxy)methyl]-pyrrolidine.
- c) (R) 1-Boc-2-(3-Nitro-5-trifluoromethyl-phenoxy)methyl)-pyrrolidine
- 15 d) 4-(2-tert-Butyl-5-nitro-phenoxy)methyl)-1-methyl-piperidine.
- e) (S) 1-Boc-2-(3-Nitro-5-trifluoromethyl-phenoxy)methyl)-pyrrolidine
- f) 1-Boc-3-(5-nitro-2-pentafluoroethyl-phenoxy)methyl)-azetidine.
- 20 g) N-Boc-[2-(5-nitro-2-pentafluoroethyl-phenoxy)-ethyl]amine.
- h) (R) 3-(2-tert-Butyl-5-nitro-phenoxy)methyl)-1-Boc-pyrrolidine.
- 25 i) 3-(2-tert-Butyl-5-nitro-phenoxy)methyl)-1-Boc-azetidine.
- j) (S)-1-Boc-[2-(5-nitro-2-tert-butylphenoxy)methyl]-pyrrolidine
- k) (S) 3-(2-tert-Butyl-5-nitro-phenoxy)methyl)-1-Boc-pyrrolidine.
- 30 l) (R)-1-Boc-[2-(5-nitro-2-tert-butylphenoxy)methyl]-pyrrolidine

- 121 -

**Preparation III - 1-Boc-4-(3-amino-5-trifluoromethyl-
phenoxy)-piperidine**

1-Boc-4-(3-nitro-5-trifluoromethyl-phenoxy)-piperidine (470
mg) was dissolved in MeOH (12 ml) and Pd/C (10 mg) was
5 added. After sparging briefly with H₂, the mixture was
stirred under H₂ for 6 H. The catalyst was removed by
filtration and the MeOH solution was concentrated in
vacuo to yield 1-Boc-4-(3-amino-5-trifluoromethyl-
phenoxy)-piperidine as an off-white foam.

10

The following compounds were prepared similarly to the
procedure outlined above:

- 15 a) 1-Boc-2-(3-Amino-5-trifluoromethyl-phenoxy)methyl)-
pyrrolidine.
- b) 2-(3-Amino-5-trifluoromethyl-phenoxy)methyl)-1-methyl-
pyrrolidine.
- c) [2-(1-Methylpiperidin-4-yloxy)-pyridin-4-yl]methylaniline.
ESI (M+H)=222.
- 20 d) [2-(2-Morpholin-4-yl-ethoxy)-pyridin-4-yl]methylaniline.
- e) [2-(2-Morpholin-4-yl-propoxy)-pyridin-4-yl]methylaniline.
- f) [2-(1-Methyl-pyrrolidin-2-ylmethoxy)-pyridin-4-
yl]methylaniline. ESI MS: (M+H)=222.
- g) (4-Aminomethyl-pyridin-2-yl)-(3-morpholin-4-yl-propyl)-
25 amine. ESI MS: (M+H)=251.
- h) 4-tert-Butyl-3-(1-methyl-piperidin-4-ylmethoxy)-
phenylaniline.
- i) 4-tert-Butyl-3-(2-piperidin-1-yl-ethoxy)-phenylaniline.
- j) 3-(1-Methyl-piperidin-4-ylmethoxy)-4-pentafluoroethyl-
30 phenylaniline.
- k) 3-(1-Isopropyl-piperidin-4-ylmethoxy)-4-pentafluoroethyl-
phenylaniline.
- l) (S) 3-Oxiranylmethoxy-4-pentafluoroethyl-phenylaniline.

- 122 -

- m) 3-(2-Pyrrolidin-1-yl-ethoxy)-4-trifluoromethyl-phenylamine.
- n) 3-(2-Piperidin-1-yl-ethoxy)-4-trifluoromethyl-phenylamine.
- 5 o) (S) 3-(1-Boc-pyrrolidin-2-ylmethoxy)-4-pentafluoroethyl-phenylamine.
- p) (R) 3-(1-Boc-pyrrolidin-2-ylmethoxy)-4-pentafluoroethyl-phenylamine.
- q) (R) 3-(1-Methyl-pyrrolidin-2-ylmethoxy)-5-
10 trifluoromethyl-phenylamine.
- r) (S) 3-(1-Methyl-pyrrolidin-2-ylmethoxy)-5-trifluoromethyl-phenylamine
- s) (R) 3-Oxiranylmethoxy-4-pentafluoroethyl-phenylamine.
- t) (R) 2-(5-Amino-2-pentafluoroethyl-phenoxy)-1-pyrrolidin-
15 1-yl-ethanol.
- u) 3-(1-Boc-azetidin-3-ylmethoxy)-4-pentafluoroethyl-phenylamine.
- v) 3-(2-(Boc-amino)ethoxy)-4-pentafluoroethyl-phenylamine.
- w) 6-Amino-2,2-dimethyl-4H-benzo[1,4]oxazin-3-one. M+H
20 193.2. Calc'd 192.1.
- x) 2,2,4-Trimethyl-3,4-dihydro-2H-benzo[1,4]oxazin-6-ylamine.
- y) 1-(6-Amino-2,2-dimethyl-2,3-dihydro-benzo[1,4]oxazin-4-yl)-ethanone. M+H 221.4. Calc'd 220.3.
- 25 z) [2-(1-Benzhydryl-azetidin-3-yloxy)-pyridin-4-yl]-methylamine.
- aa) [2-(1-Methyl-piperidin-4-ylmethoxy)-pyridin-4-yl]-methylamine. M+H 236.3. Calc'd 235.2.
- ab) 3-(4-Boc-piperazin-1-ylmethyl)-5-trifluoromethyl-
30 phenylamine. M+H 360.3.
- ac) 2-Boc-4,4-dimethyl-1,2,3,4-tetrahydro-isoquinolin-7-ylamine.
- ad) 3-Morpholin-4-ylmethyl-4-pentafluoroethyl-phenylamine.

- 123 -

- ae) 3-(4-Methyl-piperazin-1-ylmethyl)-4-pentafluoroethyl-phenylamine. M+H 410.3. Calc'd 409.4.
- af) 7-Amino-2-(4-methoxy-benzyl)-4,4-dimethyl-3,4-dihydro-2H-isoquinolin-1-one. M+H 311.1.
- 5 ag) 7-Amino-4,4-dimethyl-3,4-dihydro-2H-isoquinolin-1-one.
- ah) (3-Amino-5-trifluoromethyl-phenyl)-(4-Boc-piperazin-1-yl)-methanone. M+H 374.3; Calc'd 373.
- ai) 3-(4-Boc-Piperazin-1-ylmethyl)-5-trifluoromethyl-phenylamine.
- 10 aj) 1-(7-Amino-4,4-dimethyl-3,4-dihydro-1H-isoquinolin-2-yl)-ethanone. M+H 219.2.
- ak) {2-[2-(1-Methylpiperidin-4-yl)ethoxy]-pyridin-4-yl}-methylamine.
- al) {2-[2-(1-Pyrrolidinyl)ethoxy]-pyridin-4-yl}-methylamine.
- 15 am) {2-[2-(1-Methylpyrrolin-2-yl)ethoxy]-pyridin-4-yl}-methylamine.
- an) (2-Chloro-pyrimidin-4-yl)-methylamine.
- ao) 3-(1-Boc-azetidin-3-ylmethoxy)-5-trifluoromethyl-phenylamine.
- 20 ap) 4-tert-Butyl-3-(1-Boc-pyrrolidin-3-ylmethoxy)-phenylamine. M+H 385.
- aq) 4-tert-Butyl-3-(1-Boc-azetidin-3-ylmethoxy)-phenylamine. M+Na 357.
- ar) (S) 4-tert-Butyl-3-(1-Boc-pyrrolidin-2-ylmethoxy)-phenylamine. M+Na 371.
- 25 as) 3-tert-Butyl-4-(4-Boc-piperazin-1-yl)-phenylamine
- at) 3-(1-Methyl-piperidin-4-yl)-5-trifluoromethyl-phenylamine.
- au) 3,3-Dimethyl-2,3-dihydro-benzofuran-6-ylamine.
- 30 av) 3,9,9-Trimethyl-2,3,4,4a,9,9a-hexahydro-1H-3-aza-fluoren-6-ylamine.
- aw) 4-[1-Methyl-1-(1-methyl-piperidin-4-yl)-ethyl]-phenylamine was prepared using EtOH as the solvent.

- 124 -

- ax) 4-tert-Butyl-3-(4-pyrrolidin-1-yl-but-1-enyl)-phenylamine.
- ay) (R) 3-(1-Boc-pyrrolidin-2-ylmethoxy)-5-trifluoromethyl-phenylamine.
- 5 az) (S) 3-(1-Boc-pyrrolidin-2-ylmethoxy)-5-trifluoromethyl-phenylamine.

Preparation IV - 1-Boc-4-{3-[(2-fluoro-pyridine-3-carbonyl)-amino]-5-trifluoromethyl-phenoxy}-piperidine

- 10 1-Boc-4-(3-amino-5-trifluoromethyl-phenoxy)-piperidine (4.37 g) was dissolved in CH₂Cl₂ (100 ml) and NaHCO₃ (2.4 g, Baker) was added. 2-Fluoropyridine-3-carbonyl chloride (2.12 g) was added and the reaction was stirred at RT for 2.5 h. The reaction was filtered and concentrated in vacuo to yield a
- 15 yellow foam. (30%) EtOAc/Hexane was added and 1-Boc-4-{3-[(2-fluoro-pyridine-3-carbonyl)-amino]-5-trifluoromethyl-phenoxy}-piperidine precipitated as an off white solid.

The following compounds were prepared similarly to the

20 procedure outlined above:

- a) 2-Fluoro-N-[3-(3-piperidin-1-yl-propyl)-5-trifluoromethyl-phenyl]-nicotinamide.
- b) N-[4-tert-Butyl-3-(2-piperidin-1-yl-ethoxy)-phenyl]-2-25 fluoro-nicotinamide.
- c) N-[3,3-Dimethyl-1-(1-methyl-piperidin-4-ylmethyl)-2,3-dihydro-1H-indol-6-yl]-2-fluoro-nicotinamide.
- d) N-[1-(2-Dimethylamino-acetyl)-3,3-dimethyl-2,3-dihydro-1H-indol-6-yl]-2-fluoro-nicotinamide
- 30 e) N-[3,3-Dimethyl-1-(2-(Boc-amino)acetyl)-2,3-dihydro-1H-indol-6-yl]-2-fluoro-nicotinamide.
- f) N-(4-Acetyl-2,2-dimethyl-3,4-dihydro-2H-benzo[1,4]oxazin-6-yl)-2-fluoro-nicotinamide. M+H 344.5. Calc'd 343.4.

- 125 -

- g) 2-Fluoro-N-(2,2,4-trimethyl-3,4-dihydro-2H-benzo[1,4]oxazin-6-yl)-nicotinamide. M+H 316.2. Calc'd 315.1.
- h) N-(2,2-Dimethyl-3-oxo-3,4-dihydro-2H-benzo[1,4]oxazin-6-yl)-2-fluoro-nicotinamide. M+H 316.1. Calc'd 315.10.
- 5 i) 2-Fluoro-N-[3-(4-methyl-piperazin-1-ylmethyl)-5-trifluoromethyl-phenyl]-nicotinamide. M+H 481. Calc'd 480.
- j) 2-Fluoro-N-(2-Boc-4,4-dimethyl-1,2,3,4-tetrahydro-isoquinolin-7-yl)-nicotinamide. M+H 400.
- 10 k) 2-Fluoro-N-[3-(4-methyl-piperazin-1-ylmethyl)-4-pentafluoroethyl-phenyl]-nicotinamide. M+H 447.0. Calc'd 446.
- l) 2-Fluoro-N-(3-morpholin-4-ylmethyl-4-pentafluoroethyl-phenyl)-nicotinamide.
- 15 m) 2-Fluoro-N-[4-iodophenyl]-nicotinamide.
- n) 2-Fluoro-N-(4,4-dimethyl-1-oxo-1,2,3,4-tetrahydro-isoquinolin-7-yl)-nicotinamide. M+H 314.0, Calc'd 311.
- o) 2-Fluoro-N-[3-(4-Boc-piperazine-1-carbonyl)-5-trifluoromethyl-phenyl]-nicotinamide. M+H 495.
- 20 p) 2-Fluoro-N-[3-(4-Boc-piperazin-1-ylmethyl)-5-trifluoromethyl-phenyl]-nicotinamide. M+H 483.3; Calc'd 482.
- q) N-(2-Acetyl-4,4-dimethyl-1,2,3,4-tetrahydro-isoquinolin-7-yl)-2-fluoro-nicotinamide. M+H 430.0.
- 25 r) N-[3,3-Dimethyl-1-(1-methyl-piperidin-4-yl)-2,3-dihydro-1H-indol-6-yl]-2-fluoro-nicotinamide. M+H 383.2; Calc'd 382.5.
- s) N-(4-tert-Butylphenyl)-2-fluoronicotinamide.
- 30 t) N-(4-Trifluoromethylphenyl)-2-fluoronicotinamide.
- u) 2-Fluoro-N-[3-(1-Boc-azetidin-3-ylmethoxy)-5-trifluoromethyl-phenyl]-nicotinamide. M-H 468.2; Calc'd 469.16.

- 126 -

- v) 2-Fluoro-N-[3-(1-Boc-azetidin-3-ylmethoxy)-4-tert-butyl-phenyl]-nicotinamide.
- w) (S) N-[4-tert-Butyl-3-(1-Boc-pyrrolidin-2-ylmethoxy)-phenyl]-2-fluoro-nicotinamide. M+Na 494.
- 5 x) N-[3-(1-Methyl-piperidin-4-yl)-5-trifluoromethyl-phenyl]-2-fluoro-nicotinamide was prepared with K₂CO₃. instead of NaHCO₃.
- y) N-(3-Bromo-5-trifluoromethyl-phenyl)-2-fluoro-nicotinamide.
- 10 z) 2-Fluoro-N-(3,9,9-trimethyl-2,3,4,4a,9,9a-hexahydro-1H-3-aza-fluoren-6-yl)-nicotinamide.
- aa) 2-Fluoro-N-{4-[1-methyl-1-(1-methyl-piperidin-4-yl)-ethyl]-phenyl}-nicotinamide
- ab) N-[3,3-Dimethyl-1-(1-Boc-piperidin-4-ylmethyl)-2,3-dihydro-1H-indol-6-yl]-2-fluoro-nicotinamide.
- 15

Preparation V - 1-Boc-4-{3-[(2-chloro-pyridine-3-carbonyl)-amino]-5-trifluoromethyl-phenoxy}-piperidine

- 1-Boc-4-{3-[(2-chloro-pyridine-3-carbonyl)-amino]-5-trifluoromethyl-phenoxy}-piperidine was prepared from 1-Boc-4-(3-amino-5-trifluoromethyl-phenoxy)-piperidine and 2-chloropyridine-3-carbonyl chloride by a procedure similar to that described in the preparation of 1-Boc-4-{3-[(2-fluoro-pyridine-3-carbonyl)-amino]-5-trifluoromethyl-phenoxy}-piperidine.
- 20
- 25

The following compounds were prepared similarly to the procedure outlined above:

- 30 a) N-(4-tert-Butyl-3-nitro-phenyl)-2-chloro-nicotinamide.
- b) 2-Chloro-N-[3-(3-piperidin-1-yl-propyl)-5-trifluoromethyl-phenyl]-nicotinamide.
- c) 2-Chloro-N-[3-(3-morpholin-4-yl-propyl)-5-trifluoromethyl-phenyl]-nicotinamide.

- 127 -

- d) 2-Chloro-N-[3-(1-methylpiperidin-4-yl)-5-trifluoromethyl-phenyl]-nicotinamide.
- e) 2-Chloro-N-[3-(1-methyl-piperidin-4-ylmethoxy)-4-pentafluoroethyl-phenyl]-nicotinamide.
- 5 f) 2-Chloro-N-[3-(1-isopropyl-piperidin-4-ylmethoxy)-4-pentafluoroethyl-phenyl]-nicotinamide.
- g) (S) 2-Chloro-N-[4-(oxiranylmethoxy)-3-pentafluoroethyl-phenyl]-nicotinamide.
- h) 2-Chloro-N-[3-(2-pyrrolidin-1-yl-ethoxy)-4-trifluoromethyl-phenyl]-nicotinamide.
- 10 i) 2-Chloro-N-[3-(2-piperidin-1-yl-ethoxy)-4-pentafluoroethyl-phenyl]-nicotinamide.
- j) (R) 2-Chloro-N-[3-(1-Boc-pyrrolidin-2-ylmethoxy)-4-pentafluoroethyl-phenyl]-nicotinamide.
- 15 k) (S) 2-Chloro-N-[3-(1-Boc-pyrrolidin-2-ylmethoxy)-4-pentafluoroethyl-phenyl]-nicotinamide.
- l) (R) 2-Chloro-N-[3-(1-methyl-pyrrolidin-2-ylmethoxy)-5-trifluoromethyl-phenyl]-nicotinamide.
- m) (S) 2-Chloro-N-[3-(1-methyl-pyrrolidin-2-ylmethoxy)-5-trifluoromethyl-phenyl]-nicotinamide.
- 20 n) (R) 2-Chloro-N-[4-(oxiranylmethoxy)-3-pentafluoroethyl-phenyl]-nicotinamide.
- o) (R) Acetic acid 2-{5-[(2-chloro-pyridine-3-carbonyl)-amino]-2-pentafluoroethyl-phenoxy}-1-pyrrolidin-1-yl-ethyl ester.
- 25 p) 2-Chloro-N-[3-(4-methyl-piperazin-1-ylmethyl)-5-trifluoromethyl-phenyl]-nicotinamide.
- q) 2-Chloro-N-[2-(4-methoxy-benzyl)-4,4-dimethyl-1-oxo-1,2,3,4-tetrahydro-isoquinolin-7-yl]-nicotinamide. M+H 450.2. Calc'd 449.
- 30 r) 2-Chloro-N-(4,4-dimethyl-1-oxo-1,2,3,4-tetrahydro-isoquinolin-7-yl)-nicotinamide. M+H 330.1, Calc'd 329.
- s) 2-Chloro-N-[3-(4-Boc-piperazin-1-ylmethyl)-5-trifluoromethyl-phenyl]-nicotinamide.

- 128 -

- t) 2-{3-[(2-Chloro-pyridine-3-carbonyl)-amino]-phenyl}-2-methyl-propionic acid methyl ester. M+H 405
- u) N-{4-tert-Butyl-3-[2-(1-Boc-piperidin-4-yl)-ethyl]-phenyl}-2-chloro-nicotinamide. M+Na 524. Calc'd 501.1.
- 5 v) N-[3,3-Dimethyl-1,1-dioxo-2,3-dihydro-1H-benzo[d]isothiazol-6-yl]-2-chloro-nicotinamide.
- w) N-[1,1,4,4-Tetramethyl-1,2,3,4-tetrahydro-naphth-6-yl]-2-chloro-nicotinamide.
- x) 2-Chloro-N-[3,3-dimethyl-2,3-dihydro-benzofuran-6-yl]-2-
10 chloro-nicotinamide.
- y) 2-Chloro-N-[3-(1-Boc-piperidin-4-yloxy)-5-trifluoromethyl-phenyl]-nicotinamide.
- z) 2-Chloro-N-[3-(1-methyl-piperidin-4-ylmethyl)-5-trifluoromethyl-phenyl]-nicotinamide.
- 15 aa) 2-Chloro-N-[3-(3-piperidin-1-yl-propyl)-5-trifluoromethyl-phenyl]-nicotinamide.
- ab) N-[4-tert-Butyl-3-(4-pyrrolidin-1-yl-but-1-enyl)-phenyl]-2-chloro-nicotinamide.
- ac) (R) 2-Chloro-N-[3-(1-Boc-pyrrolidin-2-ylmethoxy)-5-
20 trifluoromethyl-phenyl]-nicotinamide.
- ad) (S) 2-Chloro-N-[3-(1-Boc-pyrrolidin-2-ylmethoxy)-5-trifluoromethyl-phenyl]-nicotinamide.

Preparation VI - 1-Boc-2-{3-[(2-fluoro-pyridine-3-carbonyl)-amino]-5-trifluoromethyl-phenoxy-methyl}-pyrrolidine

25 1-Boc-2-{3-[(2-Fluoro-pyridine-3-carbonyl)-amino]-5-trifluoromethyl-phenoxy-methyl}-pyrrolidine was prepared from 1-Boc-2-(3-amino-5-trifluoromethyl-phenoxy-methyl)-pyrrolidine by a procedure similar to that described in the
30 preparation of 1-Boc-4-{3-[(2-fluoro-pyridine-3-carbonyl)-amino]-5-trifluoromethyl-phenoxy}-piperidine.

Preparation VII - 2-(3-nitro-5-trifluoromethyl-phenoxy-methyl)-pyrrolidine

- 129 -

1-Boc-2-(3-nitro-5-trifluoromethyl-phenoxyethyl)-pyrrolidine (2.35 g) was dissolved in CH₂Cl₂ (60 ml) and TFA (20 ml) was added. After stirring for 1 h at RT, the mixture was concentrated in vacuo to yield 2-(3-nitro-5-trifluoromethyl-phenoxyethyl)-pyrrolidine as an oil that solidified upon standing. The material was used as is without further purification.

The following compounds were prepared similarly to the procedure outlined above:

- a) (4-Aminomethyl-pyrimidin-2-yl)-(3-morpholin-4-yl-propyl)-amine.
- b) (4-Aminomethyl-pyrimidin-2-yl)-[2-(1-methyl-pyrrolidin-2-yl)-ethyl]-amine.

Preparation VIII - 1-methyl-2-(3-nitro-5-trifluoromethyl-phenoxyethyl)-pyrrolidine

2-(3-Nitro-5-trifluoromethyl-phenoxyethyl)-pyrrolidine (6 mmol) was dissolved in CH₃CN (20 ml) and formaldehyde (2.4 ml, 37% aqueous) was added. NaBH₃CN (607 mg) was added, an exotherm was observed. The pH is monitored every 15 min and adjusted to ~7 with AcOH. After 45 min, the mixture was concentrated in vacuo and the residue is dissolved in EtOAc, washed with 6N NaOH, 1N NaOH, and 2N HCl (3x). The acid washings were combined, adjusted to ~pH 10 with solid Na₂CO₃ and extracted with EtOAc (2x). The EtOAc fractions were combined, dried with Na₂SO₄, and purified with flash chromatography (SiO₂, 95:5:0.5 CH₂Cl₂:MeOH:NH₄OH) to afford 1-methyl-2-(3-nitro-5-trifluoromethyl-phenoxyethyl)-pyrrolidine.

The following compounds were prepared similarly to the procedure outlined above:

- 130 -

- a) 2-(1-Methylpiperidin-4-yl)-ethanol.
b) 2-{3-[(2-Fluoro-pyridine-3-carbonyl)-amino]-5-trifluoromethyl-phenoxy-methyl}-1-methylpyrrolidine.

5

Preparation IX - 4-tert-butyl-3-nitro-phenylamine

A mixture of 1,3-dinitro-4-tert-butylbenzene (10.0 g) in H₂O (56 ml) was heated to reflux. A mixture of Na₂S (21.42 g) and sulfur (2.85 g) in H₂O (34 ml) was added over 1 h via an addition funnel. The reaction maintained at reflux for 1.5 h then cooled to RT and extracted with EtOAc. The organic extracts were combined and washed with H₂O, brine, dried over MgSO₄ and concentrated in vacuo to afford 4-tert-butyl-3-nitro-phenylamine which was used as is without further purification.

15

Preparation X - N-(3-bromo-5-trifluoromethyl-phenyl)-acetamide

3-Bromo-5-(trifluoromethyl)phenylamine (5 g, Alfa-Aesar) was dissolved in AcOH (140 ml) and Ac₂O (5.9 ml, Aldrich) was added. The reaction was stirred at RT overnight. The mixture was added slowly to H₂O (~700 ml) forming a white precipitate. The solid was isolated by filtration, washed with H₂O and dried under vacuum to yield N-(3-bromo-5-trifluoromethyl-phenyl)-acetamide.

25

Preparation XI - N-[3-(3-piperidin-1-yl-propyl)-5-trifluoromethyl-phenyl]-acetamide

Allylpiperidine (1.96 g, Lancaster) was degassed under vacuum, dissolved in 0.5 M 9-BBN in THF (31.2 ml, Aldrich), and heated to reflux for 1 h, then cooled to RT. PD(dppf)Cl₂/CH₂Cl₂ was added to a degassed mixture of N-(3-bromo-5-trifluoromethyl-phenyl)-acetamide, K₂CO₃ (9.8 g) DMF (32.1 ml and H₂O (3 ml). The allyl piperidine solution was

30

- 131 -

added heated to 60°C for 3 h. After cooling to RT and reheating at 60°C for 6 h, the mixture was cooled to RT and poured into H₂O. The mixture was extracted with EtOAc (2x), and the EtOAc portion was washed with 2 N HCl (2x) and
5 brine. The aqueous phases were combined and the pH was adjusted to ~11 with NaOH (15%) forming a cloudy suspension. The cloudy suspension was extracted with EtOAc (2x) and the EtOAc portion was dried with Na₂SO₄, filtered and concentrated in vacuo. The crude material was purified by
10 flash chromatography (SiO₂, 95:5:0.5 CH₂Cl₂:MeOH:NH₄OH) to afford N-[3-(3-piperidin-1-yl-propyl)-5-trifluoromethyl-phenyl]-acetamide as a brown oil that solidified under vacuum.

15 The following compounds were prepared similarly to the procedure outlined above:

- a) N-(3-Morpholin-4-ylpropyl-5-trifluoromethyl-phenyl)-acetamide from 4-allyl-morpholine.
- 20 b) N-(3-(1-methylpiperidin-4-ylmethyl-5-trifluoromethyl-phenyl)-acetamide from 1-Methyl-4-methylene-piperidine.

Preparation XII - 3-(3-piperidin-1-yl-propyl)-5-trifluoromethyl-phenylamine

25 N-[3-(3-Piperidin-1-yl-propyl)-5-trifluoromethyl-phenyl]-acetamide (1.33 g) was dissolved in EtOH (40 ml) and 12 N HCl (40 ml) was added. After stirring overnight at 70°C and RT, the mixture was concentrated in vacuo, affording 3-(3-piperidin-1-yl-propyl)-5-trifluoromethyl-phenylamine as a
30 brown oil.

The following compounds were prepared similarly to the procedure outlined above:

- 132 -

- a) 3,3-Dimethyl-6-nitro-2,3-dihydro-1H-indole. M+H 193.1;
Calc'd 192.2.
- b) 3-(1-Methyl-piperidin-4-ylmethyl)-5-trifluoromethyl-phenylamine.
- 5 c) 3-Morpholin-4-ylmethyl-5-trifluoromethyl-phenylamine.

Preparation XIII - 3,3-Dimethyl-6-nitro-1-piperidin-4-ylmethyl-2,3-dihydro-1H-indole

3,3-Dimethyl-1-(1-Boc-piperidin-4-ylmethyl)-6-nitro-2,3-dihydro-1H-indole was dissolved in HCl/EtOAc and stirred for 2 h. The mixture was concentrated in vacuo and partitioned between 1,2-dichloroethane and 1N NaOH. The organic layer was removed, washed with brine, dried (Na₂SO₄) and filtered. The material was used without further purification.

15

Preparation XIV - N-[3-(3-morpholin-4-yl-propyl)-5-trifluoromethyl-phenyl]-acetamide

N-[3-(3-Morpholin-4-yl-propyl)-5-trifluoromethyl-phenyl]-acetamide was prepared from allyl morpholine and N-(3-bromo-5-trifluoromethyl-phenyl)-acetamide similar to that described in the preparation of N-[3-(3-piperidin-1-yl-propyl)-5-trifluoromethyl-phenyl]-acetamide.

20

Preparation XV - 3-(3-morpholin-4-yl-propyl)-5-trifluoromethyl-phenylamine

25

3-(3-Morpholin-4-yl-propyl)-5-trifluoromethyl-phenylamine was prepared from N-[3-(3-morpholin-4-yl-propyl)-5-trifluoromethyl-phenyl]-acetamide similar to that described in the preparation of 3-(3-piperidin-1-yl-propyl)-5-trifluoromethyl-phenylamine.

30

Preparation XVI - 1-methyl-4-methylene-piperidine

Ph₃PCH₃I (50 g, Aldrich) was suspended in Et₂O (20 ml) and butyllithium (77.3 ml, 1.6 M in hexanes, Aldrich) was added

- 133 -

dropwise. The reaction was stirred for 2 h at RT then 1-methylpiperidone (12.3 ml, Aldrich) was added slowly. The mixture was stirred at RT overnight. The solid was removed by filtration, the volume was reduced to ~400 ml and
5 additional solid was removed by filtration. The Et₂O was washed with H₂O (2x) and 2N HCl (4x). The pH of the acid washings was adjusted to ~11 with 6 N NaOH, then they were extracted with CH₂Cl₂ (4x). The CH₂Cl₂ washings were dried over Na₂SO₄ and concentrated cold in vacuo to provide 1-
10 methyl-4-methylene-piperidine which was used as is.

Preparation XVII - N-[3-(1-methylpiperidin-4-yl)-5-trifluoromethyl-phenyl]-acetamide

N-[3-(1-Methylpiperidin-4-yl)-5-trifluoromethyl-phenyl]-
15 acetamide was prepared from 1-methyl-4-methylene-piperidine and N-(3-bromo-5-trifluoromethyl-phenyl)-acetamide similar to that described in the preparation of N-[3-(3-piperidin-1-yl-propyl)-5-trifluoromethyl-phenyl]-acetamide.

20 **Preparation XVIII - 3-(1-methylpiperidin-4-yl)-5-trifluoromethyl-phenylamine**

3-(1-Methylpiperidin-4-yl)-5-trifluoromethyl-phenylamine was prepared from N-[3-(1-methylpiperidin-4-yl)-5-trifluoromethyl-phenyl]-acetamide similar to the procedure
25 described in the preparation of 3-(3-piperidin-1-yl-propyl)-5-trifluoromethyl-phenylamine.

Preparation XIX - 2-(1-methylpiperidin-4-yloxy)-4-pyridylcarbonitrile

30 4-Hydroxy-1-methylpiperidine (25.4 g) was dissolved in THF (50 ml) in a 100 mL r.b. flask. NaH/mineral oil mixture (9.58 g) was slowly added to the flask and stirred for 20 min. 2-Chloro-4-cyanopyridine was added to the mixture and stirred at RT until completion. Diluted mixture with EtOAc

- 134 -

and added H₂O to quench mixture, then transferred contents to a sep. funnel. The organic phase was collected while the aqueous phase was washed two times with EtOAc. The combined organics were dried over Na₂SO₄, filtered, then concentrated
5 in vacuo. Then redissolved mixture in CH₂Cl₂, 10% HCl (300 ml) was added and the mixture was transferred to sep. funnel. The org. was extracted, while EtOAc along with 300 mL 5N NaOH was added to the sep. funnel. The organic phases were collected, dried over Na₂SO₄, filtered and concentrated
10 in vacuo affording 2-(1-methylpiperidin-4-yloxy)-4-pyridylcarbonitrile as a brown solid. ESI (M+H) = 218.

The following compounds were prepared similarly to the procedure outlined above:

- 15
- a) 2-(1-methylpiperidin-4-ylmethoxy)-4-pyridylcarbonitrile.
M+H 232.1. Calc'd 231.1.
 - b) 2-(1-Benzhydryl-azetidin-3-yloxy)-4-pyridylcarbonitrile.
M+H 342.2. Calc'd 341.2.
 - 20 c) 2-(1-methylpiperidin-4-ylethoxy)-4-pyridylcarbonitrile.
 - d) 2-(1-pyrrolidinylethoxy)-4-pyridylcarbonitrile.
 - e) 2-(1-methylpyrrolin-2-ylethoxy)-4-pyridylcarbonitrile.
 - f) 2-[2-(1-Boc-azetidin-3-yl)-ethoxy]-4-pyridylcarbonitrile.

25 **Preparation XX - [2-(1-methylpiperidin-4-yloxy)-pyridin-4-yl]methylamine bis hydrochloride**

[2-(1-Methylpiperidin-4-yloxy)-pyridin-4-yl]methylamine was diluted with Et₂O (50 ml) and 1M HCl/Et₂O (47 ml) was added. The vessel was swirled until precipitate formed.

30

Preparation XXI - 2-(2-morpholin-4-yl-ethoxy)-4-pyridylcarbonitrile

2-(2-Morpholin-4-yl-ethoxy)-4-pyridylcarbonitrile was prepared from 2-chloro-4-cyanopyridine and 2-morpholin-4-yl-

- 135 -

ethanol by a procedure similar to that described in the preparation of 2-(1-methylpiperidin-4-yloxy)-4-pyridylcarbonitrile. The hydrochloride salt was prepared similar to that described for [2-(1-methylpiperidin-4-yloxy)-pyridin-4-yl]methylaniline bis hydrochloride.

Preparation XXII - 2-morpholin-4-yl-propanol

LAH powder (1.6 g) was added to a flask while under N₂ atmosphere, immediately followed by THF (50 ml). The mixture was chilled to 0°C, methyl 2-morpholin-4-yl-propionate (5 g) was added dropwise to the reaction mixture and stirred at 0°C. After 1 h, the mixture was worked up by adding H₂O (44 mL), 2N NaOH (44 mL), then H₂O (44 mL, 3x). After 30 min of stirring, the mixture was filtered through Celite® and the organic portion was concentrated *in vacuo* providing 2-morpholin-4-yl-propanol as a colorless oil.

The following compounds were prepared similarly to the procedure outlined above:

a) (1-Methyl-piperidin-4-yl)-methanol. M+H 130.2. Calc'd 129.1.

Preparation XXIII - 2-(2-morpholin-4-yl-propoxy)-4-pyridylcarbonitrile

2-(2-Morpholin-4-yl-propoxy)-4-pyridylcarbonitrile was prepared from 2-chloro-4-cyanopyridine and 2-morpholin-4-yl-propanol by a procedure similar to that described in the preparation of 2-(1-methylpiperidin-4-yloxy)-4-pyridylcarbonitrile.

Preparation XXIV - 2-(1-Methyl-pyrrolidin-2-ylmethoxy)-4-pyridylcarbonitrile

- 136 -

2-(1-Methyl-pyrrolidin-2-ylmethoxy)-4-pyridylcarbonitrile was prepared from 2-chloro-4-cyanopyridine and 1-methyl-pyrrolidin-2-ylmethanol by a procedure similar to that described in the preparation of 2-(1-methylpiperidin-4-yloxy)-4-pyridylcarbonitrile. ESI MS: (M+H)=218.

Preparation XXV - 2-(3-morpholin-4-yl-propylamino)-4-pyridylcarbonitrile

To a flask charged with 2-chloro-4-cyanopyridine (2.0 g), was added the aminopropyl morpholine (2.11 ml). The mixture was heated to 79°C for 5 h and stirred. After 5 h the reaction was incomplete. The mixture was then heated at 60°C overnight. The crude compound was purified on silica gel (1-5% MeOH/CH₂Cl₂ gradient). ESI MS: (M+H)=247, (M-H)=245.

Preparation XXVI - 5-Nitro-2-pentafluoroethylphenol

Combined 2-methoxy-4-nitro-1-pentafluoroethylbenzene (9.35 g) and pyridine hydrochloride in a round bottom flask and heated at 210°C for 1 h then cooled to RT. The mixture was diluted with EtOAc and 2N HCl (>500 ml) until all residue dissolved. The organic layer was removed, washed with 2N HCl (2x) and concentrated *in vacuo*. The residue was dissolved in hexanes and Et₂O, washed with 2N HCl, then brine. Dried organic layer over Na₂SO₄, filtered, concentrated *in vacuo* and dried under high vacuum to provide 5-nitro-2-pentafluoromethylphenol.

Preparation XXVII - 2-tert-Butyl-5-nitro-aniline

To H₂SO₄ (98%, 389 mL) in a 500 mL 3-neck flask was added 2-tert-butyl aniline (40.6 mL). The reaction was cooled to -10°C and KNO₃ in 3.89 g aliquots was added every 6 min for a total of 10 aliquots. Tried to maintain temperature at -5°C to -10°C. After final addition of KNO₃, stirred the

- 137 -

reaction for five min then it was poured onto ice (50 g). The black mix was diluted with H₂O and extracted with EtOAc. The aqueous layer was basified with solid NaOH slowly then extracted with EtOAc (2x). The combined organic layers were
5 washed with 6N NaOH and then with a mix of 6N NaOH and brine, dried over Na₂SO₄, filtered and concentrated *in vacuo* to obtain crude 2-tert-butyl-5-nitro-aniline as a dark red-black oil which solidified when standing at RT. The crude material was triturated with about 130 mL hexanes. After
10 decanting the hexanes, the material was dried to obtain a dark-red black solid.

Preparation XXVIII - 2-tert-Butyl-5-nitrophenol

In a 250 ml round bottom flask, 20 mL concentrated H₂SO₄ was
15 added to 2-tert-butyl-5-nitro-aniline (7.15 g) by adding 5 mL aliquots of acid and sonicating with occasional heating until all of the starting aniline went into solution. H₂O (84 mL) was added with stirring, then the reaction was cooled to 0°C forming a yellow-orange suspension. A
20 solution of NaNO₂ (2.792 g) in H₂O (11.2 mL) was added dropwise to the suspension and stirred for 5 min. Excess NaNO₂ was neutralized with urea, then the cloudy solution was transferred to 500 ml 3-necked round bottom flask then added 17 mL of 1:2 H₂SO₄:H₂O solution, and heated at reflux.
25 Two additional 5 mL aliquots of 1:2 H₂SO₄:H₂O solution, a 7 mL aliquot of 1:2 H₂SO₄:H₂O solution and another 10 mL of 1:2 H₂SO₄: H₂O were added while heating at reflux. The mixture was cooled to RT forming a black layer floating on top of the aqueous layer. The black layer was diluted with EtOAc
30 (300 mL) and separated. The organic layer was washed with H₂O then brine, dried over Na₂SO₄ and concentrated *in vacuo*. Crude oil was purified on silica gel column with 8% EtOAc/Hexanes. Upon drying under vacuum, the 2-tert-butyl-5-nitrophenol was isolated as a brown solid.

- 138 -

Preparation XXIX - 1-methylpiperidine-4-carboxylic acid ethyl ester

Piperidine-4-carboxylic acid ethyl ester (78 g) was dissolved in MeOH (1.2 L) at RT then formaldehyde (37%, 90 ml) and acetic acid (42 ml) were added and stirred for 2 h. The mixture was cooled to 0°C, NaCNBH₃ (70 g) was added, and the mix was stirred for 20 min at 0°C, then overnight at RT. The mixture was cooled to 0°C then quenched with 6N NaOH. The mixture was concentrated *in vacuo* to an aqueous layer, which was extracted with EtOAc (4x), brine-washed, dried over Na₂SO₄, and concentrated *in vacuo* to provide 1-methylpiperidine-4-carboxylic acid ethyl ester.

The following compounds were prepared similarly to the procedure outlined above:

a) (1-Methyl-piperidin-4-yl)-methanol. M+H 130.2. Calc'd 129.1.

20 Preparation XXX - N-[4-tert-Butyl-3-(1-methyl-piperidin-4-ylmethoxy)-phenyl]-2-chloro-nicotinamide

N-[4-tert-Butyl-3-(1-methyl-piperidin-4-ylmethoxy)-phenyl]-2-chloro-nicotinamide was prepared from 4-tert-butyl-3-(1-methyl-piperidin-4-ylmethoxy)-phenylamine by a procedure similar to that described in the preparation of 1-Boc-4-{3-[(2-chloro-pyridine-3-carbonyl)-amino]-5-trifluoromethyl-phenoxy}-piperidine.

30 Preparation XXXI - 1-[2-(2-tert-Butyl-5-nitro-phenoxy)-ethyl]-piperidine

To 2-tert-butyl-5-nitrophenol (1.01 g) and K₂CO₃ (1.72 g) was added acetone (35 ml) and H₂O (10.5 mL), then 1-(2-chloroethyl)piperidine HCl (1.909 g) and TBAI (153 mg). The mixture was stirred at reflux overnight. Additional K₂CO₃

- 139 -

(850 mg) and 1-(2-chloroethyl)-piperidine HCl (950 mg) were added and the mixture was heated at reflux for 6 h. The mixture was concentrated *in vacuo* to an aqueous layer which was acidified with 2N HCl and extracted with EtOAc. The aqueous layer was basified with 6N NaOH and washed with CH₂Cl₂ (3x). The combined organic layers were washed with brine/1N NaOH and dried over Na₂SO₄. Washed the EtOAc layer with 2N NaOH/brine and dried over Na₂SO₄. The crude material was purified by silica gel column chromatography with 15% EtOAc/Hexanes to yield 1-[2-(2-tert-butyl-5-nitro-phenoxy)-ethyl]-piperidine as a light tan solid. (M+1)=307.3.

Preparation XXXII - 1-Boc-Piperidine-4-carboxylic acid ethyl ester

To a stirred solution of piperidine-4-carboxylic acid ethyl ester (23.5 g) in EtOAc (118 ml) at 0°C was added dropwise Boc₂O in EtOAc (60 ml). The reaction was warmed to RT and stirred overnight. Washed reaction with H₂O, 0.1N HCl, H₂O, NaHCO₃ and brine. The organic layer was dried over Na₂SO₄, filtered and concentrated *in vacuo*. The liquid was dried under vacuum to provide 1-Boc-piperidine-4-carboxylic acid ethyl ester.

The following compounds were prepared similarly to the procedure outlined above:

- a) N-Boc-(2-chloropyrimidin-4-yl)-methanamine.
- b) 1-(2-tert-Butyl-4-nitrophenyl)-4-Boc-piperazine.
- c) 1-Boc-azetidine-3-carboxylic acid
- d) 1-Boc-4-Hydroxymethyl-piperidine using TEA.

Preparation XXXIII - 1-Boc-4-hydroxymethyl-piperidine

- 140 -

1-Boc-4-Hydroxymethyl-piperidine was prepared from 1-Boc-piperidine-4-carboxylic acid ethyl ester by a procedure similar to that described in the preparation of 2-morpholin-4-yl-propanol.

5

Preparation XXXIV - 1-Boc-4-Methylsulfonyloxymethyl-piperidine

Dissolved 1-Boc-4-hydroxymethyl-piperidine in anhydrous CH_2Cl_2 (50 ml) and TEA (4.5 ml) and cooled to 0°C . Mesyl chloride (840 μl) was added and the mixture was stirred for 10 15 min then at RT for 45 min. The mixture was washed with brine/1N HCl and then brine, dried over Na_2SO_4 , concentrated in vacuo and dried under high vacuum to provide 1-Boc-4-methylsulfonyloxymethyl-piperidine as a yellow orange thick 15 oil.

The following compounds were prepared similarly to the procedure outlined above:

20 a) 1-Boc-3-methylsulfonyloxymethyl-azetidine.

Preparation XXXV - 1-Boc-4-(3-nitro-6-pentafluoroethyl-phenoxy-methyl)-piperidine

To a slurry of 60% NaH suspension in DMF (30 mL) at RT added 25 a solution of 5-nitro-2-pentafluoroethyl-phenol (3.6 g) in 5 mL DMF. The dark red mixture was stirred at RT for 10 min then added a solution of 1-Boc-4-methylsulfonyloxymethyl-piperidine (3.1 g) in 5 mL DMF. The reaction was stirred at 60°C and 95°C. After 1h, added 2.94 g K_2CO_3 and stirred 30 overnight at 105°C . After cooling to RT, the reaction was diluted with hexanes and 1N NaOH. Separated layers, and washed organic layer with 1N NaOH and with brine, dried over Na_2SO_4 , filtered and concentrated in vacuo. Purification with silica gel column chromatography with 8% EtOAc/Hexanes

- 141 -

yielded 1-Boc-4-(3-nitro-6-pentafluoroethyl-phenoxyethyl)-piperidine as a light yellow thick oil.

Preparation XXXVI - 4-(3-nitro-6-pentafluoroethyl-phenoxyethyl)-piperidine

4-(3-Nitro-6-pentafluoroethyl-phenoxyethyl)-piperidine was prepared from 1-Boc-4-(3-nitro-6-pentafluoroethyl-phenoxyethyl)-piperidine by a procedure similar to that described in the preparation of 2-(3-nitro-5-trifluoromethyl-phenoxyethyl)-pyrrolidine.

Preparation XXXVII - 1-methyl-4-(3-nitro-6-pentafluoroethyl-phenoxyethyl)-piperidine

4-(3-Nitro-6-pentafluoroethyl-phenoxyethyl)-piperidine (316.5 mg) was dissolved in 2.7 mL acetonitrile, then added 37% formaldehyde/H₂O (360 ul) and then NaBH₃CN (90 mg). Upon addition of NaCNBH₃ the reaction exothermed slightly. The reaction was stirred at RT and pH was maintained at ~7 by addition of drops of glacial acetic acid. After about 1 h, the mixture was concentrated *in vacuo*, treated with 8 mL 2N KOH and extracted two times with 10 mL Et₂O. The organic layers were washed with 0.5N KOH and then the combined organic layers were extracted two times with 1N HCl. The aqueous layer was basified with solid KOH and extracted two times with Et₂O. This organic layer was then washed with brine/1N NaOH, dried over Na₂SO₄, filtered, concentrated *in vacuo* and dried under high vacuum to give pure compound.

Preparation XXXVIII - 1-Isopropyl-4-(5-nitro-2-pentafluoroethyl-phenoxyethyl)-piperidine

Dissolved 4-(5-nitro-2-pentafluoroethyl-phenoxyethyl)-piperidine (646 mg) in 1,2-dichloroethane (6.4 ml), then added acetone (136 ul), NaBH(OAc)₃ (541 mg) and finally acetic acid (105 ul). Stirred the cloudy yellow solution

- 142 -

- under N₂ at RT overnight. Added another 130 uL acetone and stirred at RT over weekend. Quenched the reaction with 30 mL N NaOH/H₂O and stirred 10 min. Extracted with Et₂O and the organic layer was brine-washed, dried over Na₂SO₄,
5 filtered and concentrated in vacuo. Dried under high vacuum for several h to obtain 1-isopropyl-4-(5-nitro-2-pentafluoroethyl-phenoxyethyl)-piperidine as a yellow orange solid.
- 10 The following compounds were prepared similarly to the procedure outlined above:
- a) 3,3-Dimethyl-1-(1-methyl-piperidin-4-yl)-6-nitro-2,3-dihydro-1H-indole was prepared using 1-methyl-piperidin-4-one. M+H 290; Calc'd 289.4.
- 15 b) 3,3-Dimethyl-1-(1-Boc-piperidin-4-ylmethyl)-6-nitro-2,3-dihydro-1H-indole using 1-Boc-4-formyl-piperidine.

Preparation XXXIX - 3,3-Dimethyl-1-(1-methyl-piperidin-4-ylmethyl)-6-nitro-2,3-dihydro-1H-indole

- 20 3,3-Dimethyl-1-piperidin-4-ylmethyl-6-nitro-2,3-dihydro-1H-indole was treated with an excess of formaldehyde and NaBH(OAc)₃ and stirred overnight at RT. The reaction was quenched with MeOH and concentrated in vacuo. The residue was partitioned between EtOAc and 1N NaOH. The organic layer
25 was removed, washed with brine, dried (Na₂SO₄), filtered and concentrated to provide the compound.

Preparation XL - (S) 2-(5-Nitro-2-pentafluoroethyl-phenoxyethyl)-oxirane

- 30 Combined 5-nitro-2-pentafluoromethylphenol (2.69 g), DMF (25 ml) K₂CO₃ (3.03 g) and (S) toluene-4-sulfonic acid oxiranylmethyl ester (2.27 g) and stirred the mixture at 90°C. After about 4 hours, the mix was cooled, diluted with EtOAc, washed with H₂O, 1N NaOH (2x), 1N HCl and then with brine.

- 143 -

Dried over Na_2SO_4 , filtered and concentrated *in vacuo*.
Purified the crude on silica gel column with 5% EtOAc/hexane and drying under high vacuum provided the (S)-2-(5-nitro-2-pentafluoroethyl-phenoxy-methyl)-oxirane.

5

The following compounds were prepared similarly to the procedure outlined above:

a) (R)-2-(5-Nitro-2-pentafluoroethyl-phenoxy-methyl)-oxirane.

10 **Preparation XLI - (S) 2-Chloro-N-[3-(2-hydroxy-3-pyrrolidin-1-yl-propoxy)-4-pentafluoroethyl-phenyl]-nicotinamide**

(S) 2-Chloro-N-[4-(2-oxiranylmethoxy)-3-pentafluoroethyl-phenyl]-nicotinamide (1.11 g) in a sealed tube and added pyrrolidine (285 μl). Stirred after sealing tube at 60°C .

15 After 12 h, the mix was concentrated *in vacuo* and purified on a silica gel column (5:95:0.5 MeOH: CH_2Cl_2 : NH_4OH - 8:92:1, MeOH: CH_2Cl_2 : NH_4OH). Concentrated *in vacuo* and dried under high vacuum to obtain pure compound.

20 The following compounds were prepared similarly to the procedure outlined above:

a) (R) 1-(5-Nitro-2-pentafluoroethyl-phenoxy)-3-pyrrolidin-1-yl-propan-2-ol.

25

Preparation XLII - 5-nitro-2-trifluoromethylanisole

Cooled 140 mL pyridine in a large sealable vessel to -40°C . Bubbled in trifluoromethyl iodide from a gas cylinder which had been kept in freezer overnight. After adding ICF_3 for
30 20 min, added 2-iodo-5-nitroanisole (24.63 g) and copper powder (67.25 g). Sealed vessel and stirred vigorously for 22 h at 140°C . After cooling to -50°C , carefully unsealed reaction vessel and poured onto ice and Et_2O . Repeatedly washed with Et_2O and H_2O . Allowed the ice - Et_2O mixture to

- 144 -

warm to RT. Separated layers, washed organic layer with 1N HCl (3x), then brine, dried over Na₂SO₄, filtered and concentrated in vacuo. Eluted material through silica gel plug (4.5:1 Hex:CH₂Cl₂) to provide 5-nitro-2-trifluoromethylanisole.

Preparation XLIII - 1-[2-(5-nitro-2-trifluoromethylphenoxy)ethyl]pyrrolidine

1-[2-(5-Nitro-2-trifluoromethylphenoxy)ethyl]-pyrrolidine was prepared from 5-nitro-2-trifluoromethyl-phenol and 1-(2-chloroethyl)pyrrolidine by a procedure similar to that described for 1-[2-(2-tert-butyl-5-nitro-phenoxy)-ethyl]-piperidine.

Preparation XLIV - 1-[2-(5-Nitro-2-pentafluoroethyl-phenoxy)-ethyl]-piperidine

1-[2-(5-Nitro-2-pentafluoroethyl-phenoxy)-ethyl]-piperidine was prepared from 5-nitro-2-pentafluoroethylphenol and 1-(2-chloroethyl)piperidine by a procedure similar to that described in the preparation of 1-[2-(2-tert-butyl-5-nitro-phenoxy)-ethyl]-piperidine.

Preparation XLV - 3-(1-Boc-pyrrolidin-2-ylmethoxy)-4-pentafluoroethyl-phenylamine

3-(2-Pyrrolidin-1-yl-methoxy)-4-trifluoromethyl-phenylamine was prepared from 1-[2-(5-nitro-2-trifluoromethylphenoxy)methyl]-pyrrolidine by a procedure similar to that described in the preparation of 1-Boc-4-(3-amino-5-trifluoromethyl-phenoxy)-piperidine.

Preparation XLVI - 2-Chloro-N-[3-(2-pyrrolidin-1-yl-ethoxy)-4-trifluoromethyl-phenyl]-nicotinamide

2-Chloro-N-[3-(2-pyrrolidin-1-yl-ethoxy)-4-trifluoromethyl-phenyl]-nicotinamide was prepared from 3-(2-pyrrolidin-1-yl-

- 145 -

ethoxy)-4-trifluoromethyl-phenylamine and 2-chloropyridine-3-carbonyl chloride by a procedure similar to that described in the preparation of 1-Boc-4-{3-[(2-chloro-pyridine-3-carbonyl)-amino]-5-trifluoromethyl-phenoxy}-piperidine.

5

Preparation XLVII - (R) Acetic acid 2-(5-nitro-2-pentafluoroethyl-phenoxy)-1-pyrrolidin-1-ylmethyl-ethyl ester

Dissolved 1-(5-nitro-2-pentafluoroethyl-phenoxy)-3-pyrrolidin-1-yl-propan-2-ol (3.5 g) in CH₂Cl₂ (15 ml) ,
10 added TEA (2.55 ml) and cooled to 0°C. Acetyl chloride (781.3 µl) was added dropwise, forming a suspension. The mixture was warmed to RT and stirred for 1.5 h. Additional acetyl chloride (200 µl) was added and the mix was stirred
15 for another h. The mixture was diluted with CH₂Cl₂ and washed with sat. NaHCO₃. The organic layer was removed, washed with brine and back extracted with CH₂Cl₂. Dried the combined organic layers over Na₂SO₄, filtered and concentrated in vacuo. The residue was purified over silica
20 gel column (5:94.5:0.5 MeOH: CH₂Cl₂:NH₄OH) to provide acetic acid 2-(5-nitro-2-pentafluoroethyl-phenoxy)-1-pyrrolidin-1-ylmethyl-ethyl ester as a yellow brown oil.

The following compounds were prepared similarly to the
25 procedure outlined above:

- a) (R) Acetic acid 2-(5-amino-2-pentafluoroethyl-phenoxy)-1-pyrrolidin-1-yl-methyl-ethyl ester.
 - b) 1-(2,2-Dimethyl-6-nitro-2,3-dihydro-benzo[1,4]oxazin-4-yl)-ethanone. M-NO₂ 206.4; Calc'd 250.1.
- 30

Preparation XLVIII - (R) 2-Chloro-N-[3-(2-hydroxy-2-pyrrolidin-1-yl-propoxy)-4-pentafluoroethyl-phenyl]-nicotinamide

- 146 -

(R) Acetic acid 2-{5-[(2-chloro-pyridine-3-carbonyl)-amino]-2-pentafluoroethyl-phenoxy}-1-pyrrolidin-1-yl-ethyl ester (408 mg) was dissolved in MeOH (15 ml) and NH₄OH (6 ml) was added and the mixture was stirred at RT for 6 h. The reaction was concentrated in vacuo and dried under high vacuum. The residue was purified over silica gel column (8:92:0.6 MeOH: CH₂Cl₂:NH₄OH). The purified fractions were concentrated in vacuo and dried again to provide (R)-2-chloro-N-[3-(2-hydroxy-2-pyrrolidin-1-yl-ethoxy)-4-pentafluoroethyl-phenyl]-nicotinamide as a white foam.

Preparation XLIX - 2-Dimethylamino-1-(3,3-dimethyl-6-nitro-2,3-dihydro-indol-1-yl)-ethanone

3,3-Dimethyl-6-nitro-2,3-dihydro-1H-indole (5 g) was dissolved in DMF (100 ml) and HOAt (3.89 g) dimethylamino-acetic acid (5.83 g) and EDC (3.89 g) were added. The reaction was stirred overnight. The mixture was diluted with CH₂Cl₂ (1L) and washed with sat'd NaHCO₃ (3x200 ml). The organic layer was washed with brine, dried over Na₂SO₄, filtered and concentrated in vacuo. The residue was purified by flash chromatography (SiO₂, EtOAc to 5%MeOH/EtOAc) to afford the title compound.

The following compounds were prepared similarly to the procedure outlined above:

a) 1-(3,3-Dimethyl-6-nitro-2,3-dihydro-indol-1-yl)-2-(N-Boc-amino)-ethanone.

Preparation L - 1-(6-Amino-3,3-dimethyl-2,3-dihydro-indol-1-yl)-2-(N-Boc-amino)-ethanone

1-(3,3-Dimethyl-6-nitro-2,3-dihydro-indol-1-yl)-2-(N-Boc-amino)-ethanone (3.9 g) was dissolved in EtOH (30 ml) and Fe powder (3.1 g) NH₄Cl (299 mg) and H₂O (5 ml) were added. The

- 147 -

reaction was stirred at 80°C overnight. The reaction was filtered through Celite® and evaporated off the MeOH. The residue was partitioned between CH₂Cl₂ and sat'd NaHCO₃. The organic layer was removed, washed with brine, dried over Na₂SO₄, filtered and concentrated in vacuo. The residue was purified by flash chromatography (SiO₂, 25% EtOAc/hexane). The purified fractions were concentrated in vacuo to afford the compound as a white powder.

The following compounds were prepared similarly to the procedure outlined above:

- a) 1-(6-Amino-3,3-dimethyl-2,3-dihydro-indol-1-yl)-2-dimethylamino-ethanone.
- b) 3,3-Dimethyl-1-(1-methyl-piperidin-4-ylmethyl)-2,3-dihydro-1H-indol-6-ylamine.
- c) 3-(4-Methyl-piperazin-1-ylmethyl)-4-pentafluoroethyl-phenylamine. M+H 324.2. Calc'd 323.
- d) 3,3-Dimethyl-1-(1-methyl-piperidin-4-yl)-2,3-dihydro-1H-indol-6-ylamine. M+H 259.6; Calc'd 259.3.
- e) 3,3-Dimethyl-1,1-dioxo-2,3-dihydro-1H-116-benzo[d]isothiazol-6-ylamine
- f) 1,1,4,4-Tetramethyl-1,2,3,4-tetrahydro-naphth-6-ylamine.
- g) 3,3-Dimethyl-1-(1-Boc-piperidin-4-ylmethyl)-2,3-dihydro-1H-indol-6-ylamine.

Preparation LI - 2-Boc-4,4-dimethyl-7-nitro-1,2,3,4-tetrahydro-isoquinoline

4,4-Dimethyl-7-nitro-1,2,3,4-tetrahydro-isoquinoline (150 mg) was dissolved with CH₂Cl₂ (3 ml) DIEA (100 ul) DMAP (208 mg and Boc₂O (204 mg) and the mixture was stirred for 6 h at RT. The reaction was diluted with CH₂Cl₂, washed with sat'd NaHCO₃ and dried over MgSO₄, filtered and concentrated to

- 148 -

provide the compound which was used without further purification.

The following compounds were prepared similarly to the
5 procedure outlined above substituting Ac₂O:

a) 1-(4,4-Dimethyl-7-nitro-3,4-dihydro-1H-isoquinolin-2-yl)-
ethanone. M+H 249.3.

10 **Preparation LII - 2-Bromo-N-(4-methoxy-benzyl)-5-nitro-benzamide**

PMB-amine (5.35 ml) in CH₂Cl₂ (130 ml) was slowly added to
2-bromo-5-nitro-benzoyl chloride (10.55 g) and NaHCO₃ (9.6
g) and the mixture was stirred at RT for 1 h. The mixture
15 was diluted with CH₂Cl₂ (1 L), filtered, washed with dilute
HCl, dried, filtered again, concentrated and dried under
vacuum to provide the compound as a white solid. M+H 367.
Calc'd 366.

20 **Preparation LIII - 2-Bromo-N-(4-methoxy-benzyl)-N-(2-methyl-allyl)-5-nitro-benzamide**

To a suspension of NaH (1.22 g) in DMF (130 ml) was added 2-
bromo-N-(4-methoxy-benzyl)-5-nitro-benzamide (6.2 g) in DMF
(60 ml) at -78C. The mixture was warmed to 0°C, 3-bromo-2-
25 methyl-propene (4.57 g) was added and the mixture was
stirred for 2 h at 0°C. The reaction was poured into ice
water, extracted with EtOAc (2x400 ml), dried over MgSO₄,
filtered and concentrated to a DMF solution which was used
without further purification.

30

Preparation LIV - of 2-(4-Methoxy-benzyl)-4,4-dimethyl-7-nitro-3,4-dihydro-2H-isoquinolin-1-one

2-Bromo-N-(4-methoxy-benzyl)-N-(2-methyl-allyl)-5-nitro-
benzamide (23.4 mmol) was dissolved in DMF (150 ml) and

- 149 -

Et₄NCl (4.25 g), HCO₂Na (1.75 g) and NaOAc (4.99 g) were added. N₂ was bubbled through the solution for 10 min, then Pd(OAc)₂ (490 mg) was added and the mixture was stirred overnight at 70°C. The mixture was extracted with EtOAc, washed with sat'd NH₄Cl, dried over MgSO₄, filtered and concentrated until the compound precipitated as a white solid.

The following compounds were prepared similarly to the procedure outlined above:

- a) 3,3-Dimethyl-6-nitro-2,3-dihydro-benzofuran was prepared from 1-bromo-2-(2-methyl-allyloxy)-4-nitro-benzene.
- b) 3,9,9-Trimethyl-6-nitro-4,9-dihydro-3H-3-aza-fluorene was prepared from 4-[1-(2-bromo-4-nitro-phenyl)-1-methyl-ethyl]-1-methyl-1,2,3,6-tetrahydro-pyridine.

Preparation LV - 4,4-Dimethyl-7-nitro-3,4-dihydro-2H-isoquinolin-1-one

2-(4-Methoxy-benzyl)-4,4-dimethyl-7-nitro-3,4-dihydro-2H-isoquinolin-1-one (2.0 g) was dissolved in CH₃CN (100 ml) and H₂O (50 ml) and cooled to 0°C. CAN (9.64 g) was added and the reaction was stirred at 0°C for 30 min, then warmed to RT and stirred for 6 h. The mixture was extracted with CH₂Cl₂ (2x300 ml) washed with sat'd NH₄Cl, dried over MgSO₄, filtered and concentrated. The crude material was recrystallized in CH₂Cl₂/EtOAc (1:1) to give 4,4-dimethyl-7-nitro-3,4-dihydro-2H-isoquinolin-1-one as a white solid.

Preparation LVI - 4,4-Dimethyl-7-nitro-1,2,3,4-tetrahydro-isoquinoline

4,4-Dimethyl-7-nitro-3,4-dihydro-2H-isoquinolin-1-one (230 mg) was dissolved in THF (10 ml) and BH₃Me₂S (400 ul) was added and the reaction was stirred overnight at RT. The

- 150 -

reaction was quenched with MeOH (10 ml) and NaOH (200 mg) and heating at reflux for 20 min. The mixture was extracted with EtOAc, washed with sat'd NH_4Cl , extracted with 10% HCl (20 ml). The acidic solution was treated with 5N NaOH (15
5 ml), extracted with EtOAc (30 ml) dried, filtered and evaporated to give the compound as a yellow solid. M+H 207.2, Calc'd 206.

The following compounds were prepared similarly to the
10 procedure outlined above:

a) 4-Boc-2,2-dimethyl-6-nitro-3,4-dihydro-2H-benzo[1,4]oxazine.

15 **Preparation LVII - 2-Bromomethyl-4-nitro-1-pentafluoroethyl-benzene**

2-Methyl-4-nitro-1-pentafluoroethyl-benzene (2.55 g) was dissolved in CCl_4 (30 ml) and AIBN (164 mg) and NBS (1.96 g) were added. The reaction was heated to reflux and stirred
20 for 24 h. The mix was diluted with CH_2Cl_2 , washed with sat'd NaHCO_3 , dried over MgSO_4 and concentrated to give the compound as an oil which was used without further purification.

25 **Preparation LVIII - 1-Methyl-4-(5-nitro-2-pentafluoroethyl-benzyl)-piperazine**

2-Bromomethyl-4-nitro-1-pentafluoroethyl-benzene (2.6 g) was added to N-methylpiperazine (5 ml) and stirred at RT for 3 h. The mixture was filtered and the filtrate was treated
30 with 1-chlorobutane, extracted with 2N HCl (100 ml). The acidic solution was treated with 5N NaOH (6 ml) then extracted with EtOAc. The organic layer was removed, dried over MgSO_4 and concentrated to give the compound as an oil.

- 151 -

The following compounds were prepared similarly to the procedure outlined above:

a) 4-(5-Nitro-2-pentafluoroethyl-benzyl)-morpholine.

5

Preparation LIX - 1-Boc-4-(5-nitro-2-pentafluoroethyl-benzyl)-piperazine.

2-Bromomethyl-4-nitro-1-pentafluoroethyl-benzene (2.5 g) was
10 dissolved in CH_2Cl_2 and added to N-Boc-piperazine (2.5 g)
and NaHCO_3 (1 g) and stirred at RT overnight. The mixture
was diluted with CH_2Cl_2 (100 ml), washed with sat'd NH_4Cl ,
dried over MgSO_4 , filtered and concentrated. The residue was
purified by silica gel chromatography (hexane, CH_2Cl_2 :hexane
15 2:8) to give the compound as a yellow solid.

Preparation LX - (4-Boc-piperazin-1-yl)-(3-nitro-5-trifluoromethyl-phenyl)-methanone

A mixture of 3-nitro-5-trifluoromethyl-benzoic acid (4.13
20 g), 4-Boc-piperazine (2.97 g), EDC (3.88 g), HOBt (2.74 g),
DIEA (3.33 ml) in CH_2Cl_2 (120 ml) was stirred at RT for 3 h.
The mixture was diluted with CH_2Cl_2 (100 ml), washed with
sat'd NH_4Cl , dried over MgSO_4 , filtered and concentrated.
The residue was purified by silica gel chromatography
25 (hexane, CH_2Cl_2 :hexane 1:2) to give the compound as a white
solid.

Preparation LXI - 1-Boc-4-(3-nitro-5-trifluoromethyl-benzyl)-piperazine

30 (4-Boc-piperazin-1-yl)-(3-nitro-5-trifluoromethyl-phenyl)-
methanone (403 mg) was dissolved in THF (6 ml) and $\text{BH}_3\text{Me}_2\text{S}$
(300 μl) was added and the reaction was stirred for 3 h at
60°C and 2 h at RT. The reaction was quenched with MeOH (5
ml) and NaOH (100 mg) and stirred at RT for 1 h. The

- 152 -

mixture was concentrated and dissolved in CH_2Cl_2 , washed with sat'd $\text{NH}_4\text{Cl}/\text{NaHCO}_3$, dried (MgSO_4), filtered and evaporated to give the compound as an oil. M+H 390.3.

5 **Preparation LXII - 2-Ethyl-4-aminomethyl pyridine**

To a solution of 2-ethyl-4-thiopyridylamide (10 g) in MeOH (250 ml) was added Raney 2800 Nickel (5 g, Aldrich) in one portion. The mixture was stirred at RT for 2 days then at 60°C for 16 h. The mixture was filtered, concentrated to
10 provide the desired compound.

Preparation LXIII - N-Boc-[2-(4-morpholin-4-yl-butyl)-pyrimidin-4-ylmethyl]-amine

N-Boc-(2-chloropyrimidine)-methylamine (663 mg) and 4-
15 (aminopropyl)morpholine (786 mg) were dissolved in MeOH and concentrated in vacuo. The residue was heated at 100°C for 15 min, forming a solid which was dissolved in $\text{CH}_2\text{Cl}_2/\text{MeOH}$ then concentrated again and heated 15 min more. Concentrated in vacuo and dried under high vacuum.
20 Triturated with a small amount of IpOH and allowed to settle over a weekend. Filtered, rinsing with a small amount of IpOH to provide the compound as a white solid.

The following compounds were prepared similarly to the
25 procedure outlined above:

a) (4-Bocaminomethyl-pyrimidin-2-yl)-[2-(1-methyl-pyrrolidin-2-yl)-ethyl]-amine. M+H 336.5; Calc'd 335.45.

30 **Preparation LXIV - 2-fluoronicotinic acid**

In a flame dried 3-necked round bottom flask equipped with a dropping funnel and thermometer, under N_2 , THF (250 ml) was added via cannula. LDA (2M in cyclohexane, 54 ml) was added via cannula as the flask was cooled to -78°C. At -78°C, 2-

- 153 -

fluoropyridine (8.87 ml) was added dropwise over 10 min. The reaction was stirred for 3 h. Condensation was blown off (with N₂) a few cubes of solid CO₂ and they were added to the mixture. The mixture was warmed to RT once the solution
5 turned yellow, and it was stirred overnight. The reaction was cooled to 0°C and the pH was adjusted to ~2.5 with 5N HCl. The mixture was concentrated in vacuo and extracted with EtOAc. The EtOAc layer was washed with brine, dried over MgSO₄, filtered and concentrated to dryness. The
10 resulting solid was slurried in EtOAc (100 ml), filtered, washed with cold EtOAc and dried at 50°C for 1 h to afford 2-fluoronictinic acid. M+H 142.1; Calc'd 141.0.

Preparation LXV - 4-cyano-2-methoxypyridine

15 Under a stream of N₂ and with cooling, Na metal (2.7 g) was added to MeOH (36 ml) with a considerable exotherm. After the Na is dissolved, a solution of 2-chloro-4-cyanopyridine (15 g) in dioxane:MeOH (1:1, 110 ml) was added via dropping funnel over a 10 min period. The reaction was heated to
20 reflux for 3.5 h then cooled at ~10°C overnight. Solid was filtered off and the solid was washed with MeOH. The filtrate was concentrated to ~60 ml and H₂O (60 ml) was added to redissolve a precipitate. Upon further concentration, a precipitate formed which was washed with
25 H₂O. Further concentration produced additional solids. The solids were combined and dried in vacuo overnight at 35°C to provide 4-cyano-2-methoxypyridine which was used as is.

Preparation LXVI - (2-methoxypyridin-4-yl)methylamine

30 4-Cyano-2-methoxypyridine (1.7 g) was dissolved in MeOH (50 ml) and conc. HCl (4.96 ml) was added. Pd/C (10%) was added and H₂ was added and let stand overnight. The solids were filtered through Celite® and the cake was washed with MeOH (~250 ml). Concentration in vacuo produced an oil which was

- 154 -

dissolved in MeOH (~20 ml). Et₂O (200 ml) was added and stirred for 1 h. The resulting precipitate was filtered and washed with Et₂O to afford (2-methoxypyridin-4-yl)methylamine (hydrochloride salt) as an off-white solid.

5

Preparation LXVII - 2-(4-Amino-phenyl)-2-methyl-propionic acid methyl ester

2-Methyl-2-(4-nitro-phenyl)-propionic acid methyl ester (2.1 g) was dissolved in THF (70 ml) and acetic acid (5 ml) and Zn (10 g) were added. The mixture was stirred for 1 h and filtered through Celite®. The filtrate was rinsed with EtOAc and the organics were evaporated to a residue which was purified on silica gel chromatography (40%EtOAc/hexanes) to provide the desired compound as a yellow oil. M+H 194.

15

Preparation LXVIII - 1-(2-tert-Butyl-phenyl)-4-methyl-piperazine

2-tert-Butyl-phenylamine and bis-(2-chloro-ethyl)-methylamine were mixed together with K₂CO₃ (25 g), NaI (10 g) and diglyme (250 mL) and heated at 170°C for 8 h. Cooled and filtered solid and evaporated solvent. Diluted with EtOAc, washed with NaHCO₃ solution, extracted twice more with EtOAc, washed with brine, dried over Na₂SO₄ and evaporated to give the compound as a dark solid.

25

The following compounds were prepared similarly to the procedure outlined above:

a) 1-Bromo-2-(2-methyl-allyloxy)-4-nitro-benzene was prepared from methallyl bromide.

30

Preparation LXIX 3-(1-Methyl-1,2,3,6-tetrahydro-pyridin-4-yl)-5-trifluoromethyl-phenylamine

- 155 -

3-(5,5-Dimethyl-[1,3,2]dioxaborinan-2-yl)-5-trifluoromethyl-phenylamine (8.8g, 0.032mol) was added to trifluoro-methanesulfonic acid 1-methyl-1,2,3,6-tetrahydro-pyridin-4-yl ester (7.91g, 0.032mol) and 2N Na₂CO₃ aqueous solution (25mL) was bubbled through N₂ for 5 min. Pd(PPh₃)₄ (3.7g, 3.2mmol) was added and the reaction was heated to 80°C for 16 h. The reaction was cooled to RT and diluted with Et₂O (100 mL). The mixture was filtered through Celite® and the filtrate was washed with NaHCO₃ aqueous solution (25 ml) followed by brine (25 mL). The organic phase was dried over Na₂SO₄ and concentrated in vacuo. The desired product was isolated by passing through silica gel column chromatography (EtOAc, then (2M NH₃) in MeOH/EtOAc) to provide a yellow oil.

15

Preparation LXX - 3,3-Dimethyl-6-nitro-2,3-dihydro-benzo[d]isothiazole 1,1-dioxide

3,3-Dimethyl-2,3-dihydro-benzo[d]isothiazole 1,1-dioxide was added to KNO₃ in H₂SO₄ cooled to 0°C and stirred for 15 min. The reaction was warmed to RT and stirred overnight. The mix was poured into ice and extracted with EtOAc (3x), washed with H₂O and brine, dried and evaporated to give the product which was used without further purification.

25 The following compounds were prepared similarly to the procedure outlined above:

a) 1,1,4,4-Tetramethyl-6-nitro-1,2,3,4-tetrahydro-naphthalene

30

Preparation LXXI - 3-(1-Methyl-1,2,3,4-tetrahydro-pyridin-4-yl)-5-trifluoromethyl-phenylamine

3-(5,5-Dimethyl-[1,3,2]dioxaborinan-2-yl)-5-trifluoromethyl-phenylamine (1.2 g) was added to trifluoro-methanesulfonic

- 156 -

acid 1-methyl-1,2,3,6-tetrahydro-pyridin-4-yl ester (1.0 g), LiCl (500 mg, Aldrich), PPh₃ (300 mg, Aldrich) and 2M Na₂CO₃ aqueous solution (6 ml) and was bubbled with N₂ for 5 min. Pd(PPh₃)₄ (300 mg, Aldrich) was added and the reaction was
5 heated to 80°C for 16 h. The reaction was cooled to RT and diluted with Et₂O (100 mL). The mixture was filtered through Celite® and the filtrate was washed with NaHCO₃ aqueous solution (25 ml) followed by brine (25 mL). The organic phase was dried over Na₂SO₄ and concentrated in
10 vacuo. The desired compound was isolated by silica gel column chromatography (EtOAc 10% (2M NH₃) in MeOH/EtOAc) to provide yellow oil. M+H 257.2; Calc'd 256.1.

**Preparation LXXII - Trifluoromethylsulfonic acid 1-methyl-
15 1,2,3,6-tetrahydro-pyridin-4-yl ester**

In a three-necked round bottom flask equipped with a thermometer and an additional funnel was placed anhydrous THF (200 mL) and 2M LDA (82.8 mL). The solution was cooled to -78°C and a solution of 1-methyl-piperidin-4-one (20 mL)
20 in anhydrous THF (70 mL) was added drop-wise. The reaction was warmed to -10°C over 30 min and cooled down again to -78°C. Tf₂NPh (54.32 g) in 200 mL of anhydrous THF was added through the additional funnel over 30 min and anhydrous THF (30 mL) was added to rinse the funnel. The reaction was
25 warmed to RT and the reaction solution was concentrated in vacuo. The residue was dissolved in Et₂O purified on neutral Al₂O₃ column chromatography (Et₂O as elutant). The product was obtained as orange oil. (20 g)

**Preparation LXXIII - 3-(5,5-Dimethyl-[1,3,2]dioxaborinan-2-
30 yl)-5-trifluoromethyl-phenylamine**

N₂ was bubbled through a solution of 3-bromo-5-trifluoromethyl-phenylamine (2.38 g), 5,5,5',5'-tetramethyl-[2,2']bi[[1,3,2]dioxaborinanyl] (2.24 g, Frontier

- 157 -

Scientific) and KOAc (2.92 g), dppf (165 mg, Aldrich) in anhydrous dioxane (50 ml) for 2 min. PdCl₂ (dppf) (243 mg, Aldrich) was added and the reaction was heated to 80°C for 4 h. After cooling to RT, the mix was diluted with 50 mL of Et₂O, filtered through Celite®, and the filtrate was concentrated *in vacuo*. The residue was dissolved in Et₂O (100 mL), washed with sat. NaHCO₃ aqueous solution (50 mL) followed by brine (50 mL). The organic phase was dried over Na₂SO₄ and concentrated *in vacuo*. The residue was dissolved in 3:2 Et₂O/Hex (100 mL), filtered through Celite® and the filtrate was concentrated *in vacuo* to afford a dark brown semi-solid.

Preparation LXXIV - 1-Boc-3-Hydroxymethyl-azetidine

A solution of 1-Boc-azetidine-3-carboxylic acid (1.6 g) and Et₃N (2 ml) in anhydrous THF (60 ml) was cooled to 0°C. Isopropyl chloroformate (1.3 g) was added via a syringe slowly; forming a white precipitate almost immediately. The reaction was stirred for 1 h at 0°C and the precipitate was filtered out. The filtrate was cooled to 0°C again and aqueous NaBH₄ solution (900 mg, 5 ml) was added via pipette and stirred for 1 h. The reaction was quenched with NaHCO₃ solution (50 mL) and the product was extracted with EtOAc (200 mL). The organic phase was washed with brine (50 mL), dried over Na₂SO₄ and concentrated *in vacuo*. The residue was dissolved in EtOAc and passed through a short silica gel pad. Concentrating the filtrate *in vacuo* provided the compound as a light yellow oil.

30 Preparation LXXV - 1-Boc-3-(3-nitro-5-trifluoromethyl-phenoxy)methyl)-azetidine

A mixture of 1-Boc-3-methylsulfonyloxymethyl-azetidine (1.47 g), 3-nitro-5-trifluoromethyl-phenol (1.15 g) and K₂CO₃ (1.15 g) in DMF (20 ml) at 80°C was stirred overnight. The

- 158 -

reaction was cooled to RT and diluted with 25 mL of sat. NaHCO₃ and 50 mL of EtOAc. The organic phase was separated and washed with brine (25 mL), dried over Na₂SO₄ and concentrated *in vacuo*. The crude compound was purified by
5 column chromatography (50% EtOAc/hex).

Preparation LXXVI - 2,2-Dimethyl-6-nitro-3,4-dihydro-2H-benzo[1,4]oxazine

2,2-Dimethyl-6-nitro-4H-benzo[1,4]oxazin-3-one was added to
10 BH₃-THF complex (Aldrich) in THF with ice cooling. The mixture was heated to reflux for 2 h then carefully diluted with 12 mL of MeOH and heated to reflux for an additional 1 h. Concentrated HCl (12 mL) was added and heated to reflux for 1 h. The mixture was concentrated and the resulting
15 solid was suspended in a dilute aqueous solution of NaOH (1 M) and extracted with EtOAc (100 mL x 4). The organic layers were washed with H₂O and dried over MgSO₄. Evaporation of solvent gave a yellow solid.

20 **Preparation LXXVII - 2,2,4-Trimethyl-6-nitro-4H-benzo[1,4]oxazin-3-one**

2,2-Dimethyl-6-nitro-4H-benzo[1,4]oxazin-3-one (1.1 g) was mixed with MeI (850 mg, Aldrich), K₂CO₃ (1.38 g, Aldrich) and DMF (30 mL, Aldrich) at 40°C for 48 h. The DMF was
25 removed *in vacuo* and the residue was diluted with EtOAc (80 mL). The organic phase was washed with H₂O (50 mL), aqueous Na₂SO₃ (50 mL) and brine (50 mL). The resulting solution was dried (MgSO₄) and concentrated to provide the compound which was used as is.

30

Preparation LXXVIII - 2-Bromo-N-(2-hydroxy-5-nitro-phenyl)-2-methyl-propionamide

2-Amino-4-nitro-phenol (3.08 g, Aldrich) was stirred with THF (30 mL, Aldrich) in an ice bath. 2-Bromo-2-methyl-

- 159 -

propionyl bromide (2.47 ml, Aldrich) and Et₃N (2.0 g, Aldrich) was slowly added via syringe. The mixture was stirred for 45 min then poured into ice. The aqueous phase was extracted by EtOAc (50 mL x 4). The organic layer was
5 dried and concentrated. The desired product was crystallized from EtOAc. (*Chem. Pharm. Bull* 1996, 44(1) 103-114).

Preparation LXXIX - 2,2-Dimethyl-6-nitro-4H-benzo[1,4]oxazin-3-one

2-Bromo-N-(2-hydroxy-5-nitro-phenyl)-2-methyl-propionamide was mixed with K₂CO₃ in 20 mL of DMF and stirred overnight at 50°C. The reaction mixture was poured into ice water. The precipitate was collected by filtration and washed with
15 H₂O. The crude compound was recrystallized from EtOH.

Preparation LXXX - 4-[1-(2-Bromo-4-nitro-phenyl)-1-methyl-ethyl]-1-methyl-pyridinium iodide

1-Methyl-4-[1-methyl-1-(4-nitro-phenyl)-ethyl]-pyridinium (8
20 g) was dissolved in glacial HOAc (10 ml) then diluted with H₂SO₄ (50 ml), then NBS (3.8 g) was added. After 1 h, additional NBS (1.2 g) was added, 30 min later another 0.5 g of NBS, then 15 min later 200 mg more NBS. After 1 h, the mixture was neutralized with NH₄OH (conc.) with ice bath
25 cooling. The neutralized mixture was then concentrated and used as is.

Preparation LXXXI - 4-[1-(2-Bromo-4-nitro-phenyl)-1-methyl-ethyl]-1-methyl-1,2,3,6-tetrahydro-pyridine

30 4-[1-(2-Bromo-4-nitro-phenyl)-1-methyl-ethyl]-1-methyl-pyridiniumiodide was mixed with MeOH (400 ml) and CH₂Cl₂ (200 ml), then treated with NaBH₄ (2.5 g) in portions. After stirring at RT for 2 h, the mixture was extracted with CH₂Cl₂ (300 mL x 3). The CH₂Cl₂ layer was washed with brine,

- 160 -

dried over Na_2SO_4 and concentrated *in vacuo*, to provide the desired product.

Preparation LXXXII - 1-Methyl-4-[1-methyl-1-(4-nitro-phenyl)-ethyl]-pyridinium iodide

4-(4-nitrobenzyl)pyridine (64 g, 300 mmol) and Bu_4NI (6 g, 16.2 mmol) were dissolved in CH_2Cl_2 (500 mL) and the solution was suspended with NaOH (aq. 5N, 450 mL). With vigorous stirring, MeI (213 g, 1500 mmol) was added. The resulting solution was placed under N_2 and stirred vigorously at RT for 60 h until blue color disappears. (MS: $\text{M}^+=257$). The reaction mixture was used in the next step without any further purification.

Preparation LXXXIII - 1-Methyl-4-(4-nitrobenzyl)-1,2,3,6-tetrahydro-pyridine

1-Methyl-4-[1-methyl-1-(4-nitro-phenyl)-ethyl]-pyridinium was treated with DEA (100 mL) in MeOH (300 mL) for 2 h. NaBH_4 (19 g, 500 mmole) was added in small portions. The resulting mixture was stirred for 30 min at RT, then partitioned between $\text{CH}_2\text{Cl}_2/\text{H}_2\text{O}$ (500 mL/500 mL). The lower layer (organic) was collected and the upper layer was washed with CH_2Cl_2 (300 mL x 3). The combined organic layer was washed with brine then concentrated *in vacuo*. The residue was purified on a silica washed-column (7% TEA in EtOAc). The desired fractions were combined and concentrated under vacuum to give the desired compound as a dark gray solid. (MS: $\text{M}+1=261$).

Preparation LXXXIV - 1-Boc-4-formylpiperidine

4A Molecular sieves were heated to 100°C and a vacuum was applied. They were cooled to RT and purged with N_2 . CH_2Cl_2 (420 mL) and CH_3CN (40 mL), NMO (40 g) and 1-Boc-4-hydroxymethylpiperidine (50 g) were added and the mix was

- 161 -

stirred for 5 min then cooled to 15°C. TPAP (4.1 g) is added and an exotherm was observed. The reaction was maintained at RT with external cooling. The reaction was stirred at RT for 3 h, filtered, concentrated, diluted with 50%

5 EtOAc/hexanes and purified on a silica gel plug (50%EtOAc/hexanes). The eluant fractions were concentrated to afford a yellow oil.

Preparation LXXXV 2-Chloro-4-cyanopyridine

10 2-Chloro-4-cyanopyridine was prepared similar to the method described by Daves et al., J. Het. Chem., 1, 130-32 (1964).

Preparation LXXXVI 4-(2-tert-Butyl-5-nitro-phenyl)-but-3-en-1-ol

15 A mix of 1-(tert-butyl)-2-bromo-4-nitrobenzene (3.652 g), TEA (5.92 ml), 3-buten-1-ol (5.48 ml), Pd(OAc)₂ (32 mg), Pd(PPh₃)₄ (327 mg) and toluene (40 ml) was degassed with nitrogen and heated in a sealed vessel for 16 h at 120°C. The next day, the reaction mixture was cooled to RT,
20 filtered, and concentrated in vacuo. The crude was eluted on a silica gel column with 15% to 22% EtOAc/hexanes gradient system to yield a yellow-brown oil.

Preparation LXXXVII 4-(2-tert-Butyl-5-nitro-phenyl)-but-3-enal

25 4-(2-tert-Butyl-5-nitro-phenyl)-but-3-en-1-ol (1.024 g) was dissolved in 10 ml of CH₂Cl₂ and added dropwise over 5 min to a -78°C mix of oxalyl chloride (0.645 ml), DMSO (0.583 ml), and 10 ml CH₂Cl₂. The reaction was stirred at -78°C
30 for 1 h, then treated with a solution of TEA (1.52 ml) in 7 ml CH₂Cl₂ and stirred at -78°C for an additional 25 min, then warmed to -30°C for 35 min. The reaction was treated with 50 ml of saturated aqueous NH₄Cl, diluted with H₂O and extracted with EtOAc. The organic layer was brine-washed,

- 162 -

dried over Na_2SO_4 , filtered, and concentrated in vacuo to yield a yellow oil.

Preparation LXXXVIII 1-[4-(2-tert-Butyl-5-nitro-phenyl)-but-3-enyl]-pyrrolidine

4-(2-tert-Butyl-5-nitro-phenyl)-but-3-enal (895 mg) was dissolved in 40 ml THF, and to the solution was added pyrrolidine (0.317 ml). To the deep orange solution was added $\text{NaBH}(\text{OAc})_3$ (1.151 g) and glacial AcOH (0.207 ml). The reaction was stirred at RT overnight, then treated with saturated aqueous NaHCO_3 and diluted with Et_2O and some 1N NaOH. The layers were separated, and the organic layer was extracted with aqueous 2N HCl. The acidic aqueous layer was basified to $\text{pH} > 12$ with 6 N NaOH, extracted with Et_2O , brine-washed, dried over Na_2SO_4 , filtered, and concentrated in vacuo to provide 1-[4-(2-tert-butyl-5-nitro-phenyl)-but-3-enyl]-pyrrolidine as a orange-brown oil.

Preparation LXXXVIX N-Boc-(2-chloropyrimidin-4-yl)-methylamine

To 2-chloropyrimidine-4-carbonitrile [2.5 g, prepared by the procedure of Daves et. al. [*J. Het. Chem.* **1964**, 1, 130-132]] in EtOH (250 ml) under N_2 was added Boc_2O (7.3 g). After the mixture was briefly placed under high vacuum and flushed with N_2 , 10% Pd/C (219 mg) was added. H_2 was bubbled through the mixture (using balloon pressure with a needle outlet) as it stirred 4.2 h at RT. After filtration through Celite®, addition of 1.0 g additional Boc_2O , and concentration, the residue was purified by silica gel chromatography (5:1 → 4:1 hexanes/EtOAc) to obtain N-Boc-(2-chloropyrimidin-4-yl)-methylamine.

- 163 -

Preparation XC Methanesulfonic acid 1-Boc-azetidin-3-ylmethyl ester

To a solution of (1-Boc-azetidin-3-yl)-methanol (1.06 g, 5.7 mmol), TEA (1.18 mL, 8.52 mmol) in CH₂Cl₂ at 0°C was added
5 MeSO₂Cl (0.53 mL, 6.82 mmol) via a syringe. The reaction was warmed to RT over 2 h and stirring was continued at RT for 2 h. The white solid formed was removed by filtration and the filtrate was washed with 25 mL of H₂O. The organic phase was dried over Na₂SO₄, and concentrated *in vacuo* to
10 afford yellow oil.

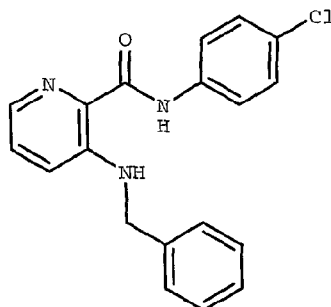
Preparation XCI 3,9,9-Trimethyl-6-nitro-4,9-dihydro-3H-3-aza-fluorene

4-[1-(2-Bromo-4-nitro-phenyl)-1-methyl-ethyl]-1-methyl-
15 1,2,3,6-tetrahydro-pyridine (9 g), Pd(OAc)₂ (900 mg), and DIEA (15 mL) was dissolved in DMF (300 mL), and heated to 80°C overnight. Solvents were removed *in vacuo*. The residue was partitioned between CH₂Cl₂/NaHCO₃(sat, aq.). The CH₂Cl₂ layer was washed with brine, dried over Na₂SO₄ and
20 concentrated *in vacuo*. The residue was purified via flash chromatography on silica to give the desired compound. (MS: M+H=257)

LCII 3,9,9-Trimethyl-2,3,4,4a,9,9a-hexahydro-1H-3-aza-fluoren-6-ylamine(156)

3,9,9-Trimethyl-6-nitro-4,9-dihydro-3H-3-aza-fluorene (700 mg) was dissolved in EtOH (20 mL) with aqueous HCl (1N, 5 mL) and suspended with Pd/C (10%, 100 mg). The flask was capped with a balloon filled with H₂. The reaction was
30 completed in 6 h at RT. The reaction mixture was filtered through a layer of Celite® with MeOH. The combined filtrate was concentrated to give desired compound. (MS: M+H=231).

- 164 -

Example 1**N-(4-Chlorophenyl){3-[benzylamino](2-pyridyl)}carboxamide**

5

Step A - Preparation of (3-amino-(2-pyridyl))-N-(4-chlorophenyl)carboxamide

To a mixture of 3-aminopicolinic acid (552 mg, 4.0 mmol, 1.0 eq) and 4-chloroaniline (1.02 g, 8.0 mmol, 2.0 eq) in CH_2Cl_2 was added EDC (1.2 eq), HOBt (0.5 eq) and TEA (1.2 eq). The reaction was stirred at RT overnight, diluted with CH_2Cl_2 , washed with NH_4Cl , dried over Na_2SO_4 , filtered and concentrated *in vacuo*, purified by flash chromatography (4% MeOH/ CH_2Cl_2) to give the amide as a white solid. MS (ES⁺): 248 (M+H)⁺; (ES⁻): 246 (M-H)⁻.

15

Step B - Preparation of N-(4-chlorophenyl){3-[(4-phenylmethyl)amino](2-pyridyl)}carboxamide

To a mixture of the amide from Step A (1.0 eq.) and 4-benzaldehyde (1.0 eq.) in CH_2Cl_2 was added $\text{NaBH}(\text{OAc})_3$ (1.5 eq). The resulted mixture was stirred for 2 days at RT, diluted with CH_2Cl_2 , washed with saturated NH_4Cl solution, dried over Na_2SO_4 , filtered and concentrated. The crude material was purified through flash chromatography (4% MeOH/ CH_2Cl_2) to give the title compound as a white solid. MS (ES⁺): 338 (M+H)⁺; (ES⁻): 336 (M-H)⁻. Calc'd for $\text{C}_{19}\text{H}_{16}\text{ClN}_3\text{O}$ - 337.81.

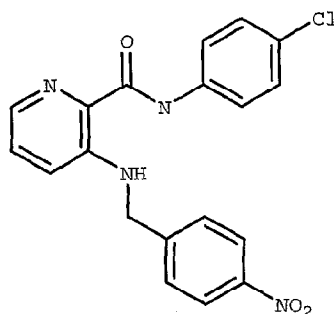
25

- 165 -

The following compounds (Examples 2-4) were analogously synthesized by the method described in Example 1.

Example 2

5



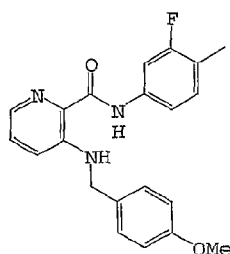
N-(4-Chlorophenyl)(3-[[[4-nitrophenyl]methyl]amino](2-pyridyl))-carboxamide

10

MS (ES⁺): 383 (M+H)⁺; (ES⁻): 381 (M-H)⁻. Calc'd for C₁₉H₁₅ClN₄O₃ - 382.81.

Example 3

15

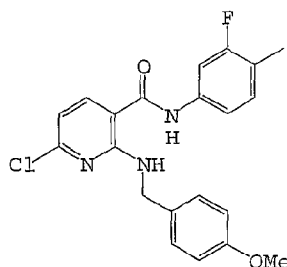


(2-[[[4-methoxyphenyl]methyl]amino](2-pyridyl))-N-(3-fluoro-4-methylphenyl)carboxamide

20

MS (ES⁺): 366 (M+H)⁺. Calc'd for C₂₁H₂₀FN₃O₂ - 365.41.

- 166 -

Example 4

(6-Chloro-2-[[[4-methoxyphenyl)methyl]amino](3-pyridyl))-N-(3-fluoro-4-methylphenyl)carboxamide

Step A - Preparation of 6-chloro-2-[[[4-methoxyphenyl)methyl]amino]pyridine-3-carboxylic acid

A mixture of 2,6-dichloronicotinic acid (1 g, 5.5 mmol) and 4-methoxybenzylamine (1 ml, 7.7 mmol) in a sealed tube was heated at 150°C for 3h and 120°C for 16h. The resulting solution was cooled to RT and CH₂Cl₂ (10 ml) was added. A precipitate which formed was filtered and washed with CH₂Cl₂ (20 ml). The filtrate was concentrated, dissolved in EtOAc (30 ml), and extracted with NaOH (2N, 3x15 ml). The combined aqueous solution was acidified with HCl (1N) to pH 7, and extracted with CH₂Cl₂ (3x20 ml). The combined extracts were dried and concentrated. The compound was purified on SiO₂ column (eluted with a solution of hexane-EtOAc 2:1) to give a yellowish solid.

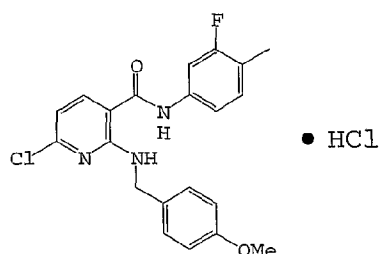
Step B - Preparation of (6-chloro-2-[[[4-methoxyphenyl)methyl]amino](3-pyridyl))-N-(3-fluoro-4-methylphenyl)carboxamide

A mixture of 6-chloro-2-[[[4-methoxyphenyl)methyl]amino]pyridine-3-carboxylic acid from Step A (100 mg, 0.34 mmol), EDC (107 mg, 0.56 mmol), HOBt (51 mg, 0.37 mmol) and DIEA (0.1 ml) in CH₂Cl₂ (10 ml) was stirred at RT under N₂ atmosphere for 16 h. It was taken up in CH₂Cl₂ and washed

- 167 -

with H₂O then aqueous NaHCO₃. The CH₂Cl₂ was evaporated and the oil was placed on a silica gel GF prep plate and eluted with a solution of hexane-EtOAc (4:1). M+H 400.2, M-H 398.1. Calc'd for C₂₁H₁₉ClFN₃O₂: 399.1.

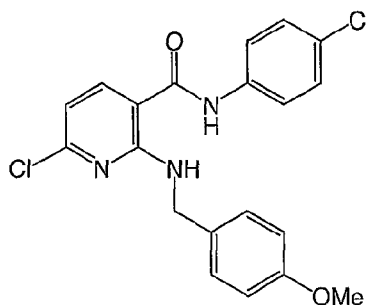
5

Example 5

10 **(6-Chloro-2-[[[4-methoxyphenyl]methyl]amino]-(3-pyridyl))-N-**
 (3-fluoro-4-methylphenyl)carboxamide hydrochloride

 (6-Chloro-2-[[[4-methoxyphenyl]methyl]amino]-(3-pyridyl))-N-(3-fluoro-4-methylphenyl)carboxamide (Example 4)
15 was dissolved in MeOH (0.5 ml) and added to a solution of HCl-Et₂O. The precipitate was collected and washed with Et₂O to give light yellow solid. MS (ES⁺): 400.2 (M+H); (ES⁻): 398 (M-H). Calc'd for C₂₁H₁₉ClFN₃O₂ - 399.851.

20

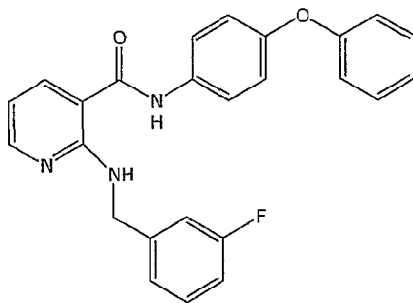
Example 6

- 168 -

(6-Chloro-2-[[(4-methoxyphenyl)methyl]amino] (3-pyridyl)) -N-(4-chlorophenyl)carboxamide

The title compound was analogously synthesized by method described in Example 4. MS (ES⁺): 403 (M+H); (ES⁻): 401 (M-H). Calc'd for C₂₀H₁₇Cl₂N₃O₂ - 402.28.

Example 7



2-(3-Fluoro-benzylamino)-N-(4-phenoxy-phenyl)-nicotinamide

Step A: Preparation of 2-chloro-N-(4-phenoxy-phenyl)-nicotinamide

2-Chloropyridine-3-carbonyl chloride (9.15 g, 0.052 mol) was added to a stirred solution of 4-phenoxyaniline (10.00 g, 0.054 mol) and DIEA (10.00 ml, 0.057 mol) in CH₂Cl₂ (100 ml) at RT. The mixture was stirred for 48 h before removal of solvent under reduced pressure. The resulting residue was dissolved in EtOAc and washed several times with saturated NaHCO₃ aqueous solution and brine, respectively. The organic layer was dried over Na₂SO₄ and evaporated to dryness. This material was re-crystallized from EtOAc/Hexane mixtures followed by filtration and rinsing with Et₂O to leave the desired compound as a white solid. MS m/z: 325 (M+1); 323 (M-1)

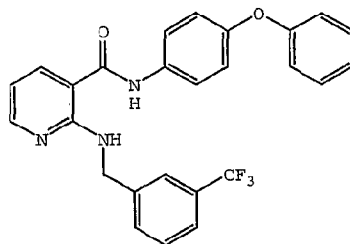
- 169 -

Step B: 2-(3-Fluoro-benzylamino)-N-(4-phenoxy-phenyl)-nicotinamide

2-Chloro-N-(4-phenoxy-phenyl)-nicotinamide (0.025 g, 0.077 mmol) (Step A) and 3-fluorobenzylamine (0.029 g, 2.31 mmol) were combined and heated at 120°C neat for 18 h. After cooling to RT, the title compound was obtained through purification via preparative HPLC as the TFA salt. MS: (ES+) 414 (M+1)⁺; (ES-): 412 (M-1)⁻. Calc'd. for C₂₅H₂₀FN₃O₂ - 413.15.

The following compounds (Examples 8-37) were prepared by the method similar to that described in Example 7.

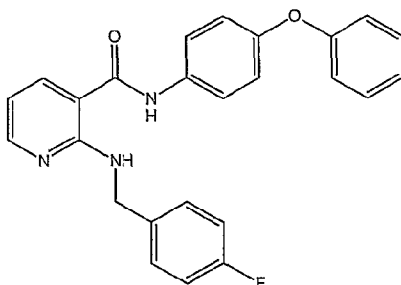
Example 8



N-(4-Phenoxy-phenyl)-2-(3-trifluoromethyl-benzylamino)-nicotinamide

MS: (ES+) 464 (M+1)⁺; (ES-): 462 (M-1)⁻. Calc'd. for C₂₆H₂₀F₃N₃O₂ - 463.15.

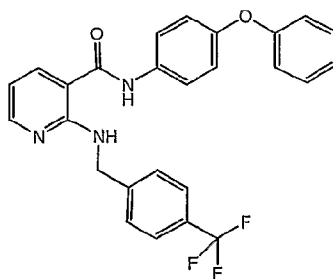
- 170 -

Example 9

5 **2-(4-Fluorobenzylamino)-N-(4-phenoxy-phenyl)-nicotinamide**

MS: (ES+) 414 (M + 1)⁺; (ES-): 412 (M - 1)⁻. Calc'd.
for C₂₅H₂₀FN₃O₂ - 413.15.

10

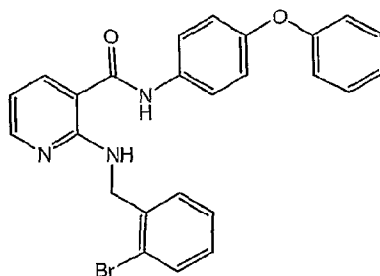
Example 10

15 **N-(4-Phenoxy-phenyl)-2-(4-trifluoromethyl-benzylamino)-
nicotinamide**

MS: (ES+) 464 (M+1)⁺; (ES-): 462 (M-1)⁻. Calc'd. for
C₂₆H₂₀F₃N₃O₂ - 463.15.

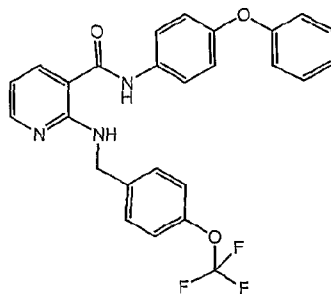
20

- 171 -

Example 115 **2-(2-Bromo-benzylamino)-N-(4-phenoxy-phenyl)-nicotinamide**

MS: (ES+) 475 (M+1)⁺; (ES-): 473 (M-1)⁻. Calc'd. for
C₂₅H₂₀BrN₃O₂ - 473.07.

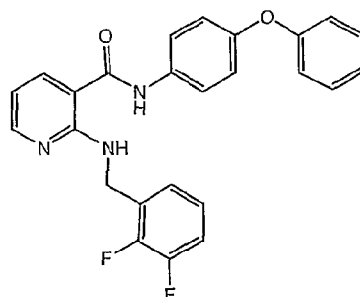
10

Example 1215 **N-(4-Phenoxy-phenyl)-2-(4-trifluoromethoxy-benzylamino)-
nicotinamide**

MS: (ES+) 480 (M+1)⁺; (ES-): 478 (M-1)⁻. Calc'd. for
C₂₆H₂₀F₃N₃O₃ - 479.15.

20

- 172 -

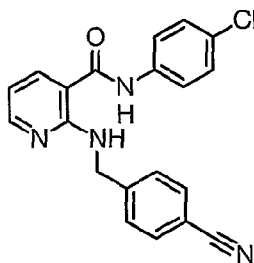
Example 13

5

2-(2,3-Difluorobenzylamino)-N-(4-phenoxyphenyl)-nicotinamide

MS: (ES+) 432 (M+1)⁺; (ES-): 430 (M-1)⁻. Calc'd. for
C₂₅H₁₉F₂N₃O₂ - 431.14.

10

Example 14

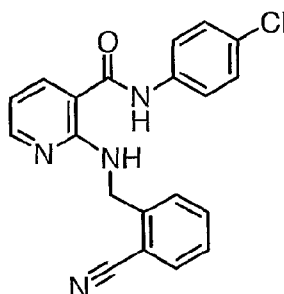
15

N-(4-Chlorophenyl)(2-[(4-cyanophenyl)methyl]amino)(3-pyridyl)carboxamide

MS (ES+): 363 (M+H); (ES-): 361 (M-H). Calc'd. for
C₂₀H₁₅ClN₄O - 362.81.

20

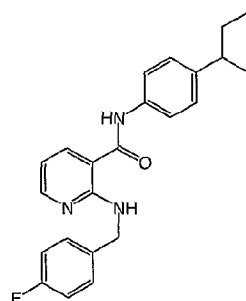
- 173 -

Example 15

5

N-(4-Chlorophenyl)-2-([(2-cyanophenyl)methyl]amino)-3-pyridylcarboxamide

MS (ES+): 363 (M+H); (ES-): 361 (M-H). Calc'd. for
 10 C₂₀H₁₅ClN₄O - 362.81.

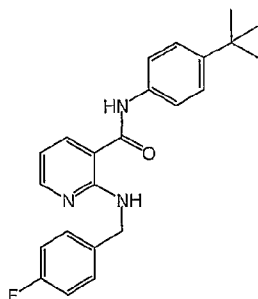
Example 16

15 **N-(4-sec-butylphenyl)-2-[(4-fluorobenzyl)amino]nicotinamide**

MS: (ES+) 378.2 (M+H); (ES-) 376.2 (M-H). Calc'd for
 C₂₃H₂₄FN₃O - 377.45.

20

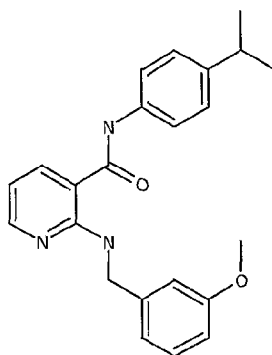
- 174 -

Example 17

5 **N-(4-tert-Butylphenyl)-2-[(4-fluorobenzyl)amino]nicotinamide**

MS: (ES+) 378.2 (M+H); (ES-) 376. (M-H). Calc'd for
C₂₃H₂₄FN₃O - 377.45.

10

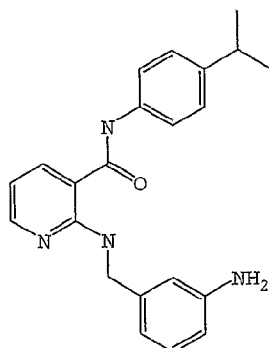
Example 18

**N-(4-Isopropyl-phenyl)-2-(3-methoxy-benzylamino)-
nicotinamide**

15

MS (ES+): 376 (M+H)⁺; (ES-): 374 (M-H)⁻. Calc'd C₂₃H₂₅N₃O₂ -
375.47.

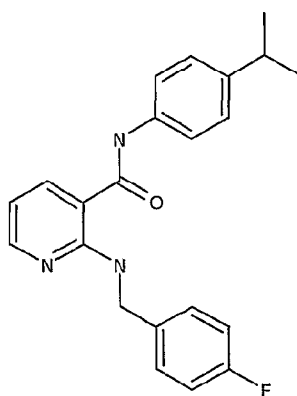
- 175 -

Example 19

5 **(2-[[3-Aminophenyl)methyl]amino}(3-pyridyl))-N-[4-(methylethyl)phenyl]carboxamide**

MS (ES⁺): 361 (M+H)⁺; (ES⁻): 359 (M-H)⁻. Calc'd C₂₂H₂₄N₄O - 360.46.

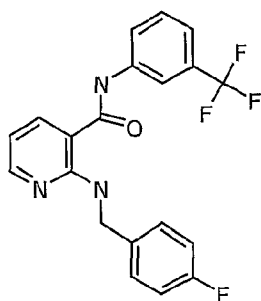
10

Example 20

15 **(2-[[4-Fluorophenyl)methyl]amino}(3-pyridyl))-N-[4-(methylethyl)phenyl]carboxamide**

MS (ES⁺): 364 (M+H)⁺; (ES⁻): 362. Calc'd C₂₂H₂₂FN₃O - 363.43.

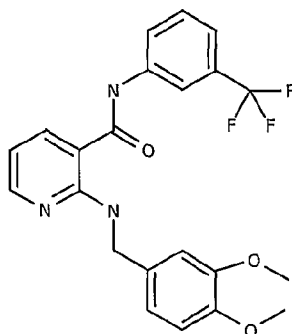
- 176 -

Example 21

5 (2-[[4-(4-Fluorophenyl)methyl]amino] (3-pyridyl))-N-[3-(trifluoromethyl)phenyl]carboxamide

MS: (ES+) 390 (M+H); (ES-) 388. (M-H). Calc'd for C₂₀H₁₅F₄N₃O
- 389.35.

10

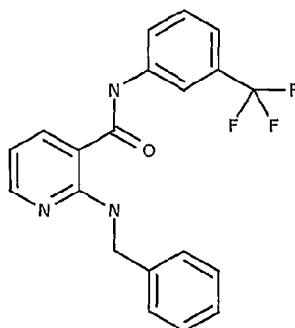
Example 22

15 (2-[[3,4-Dimethoxyphenyl)methyl]amino] (3-pyridyl))-N-[3-(trifluoromethyl)phenyl]carboxamide

MS: (ES+) 432 (M+H); (ES-) 430. (M-H). Calc'd for
C₂₀H₂₀F₃N₃O₃: 431.41.

20

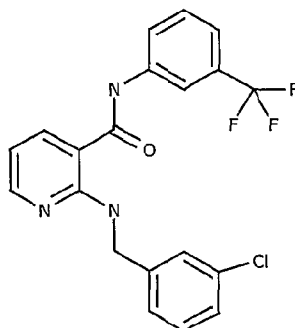
- 177 -

Example 23

5 **{2-[Benzylamino] (3-pyridyl)}-N-[3-(trifluoromethyl)**
 phenyl]-carboxamide

MS: (ES+) 372 (M+H); (ES-) 370. (M-H). Calc'd for C₂₀H₁₆F₃N₃O:
371.36.

10

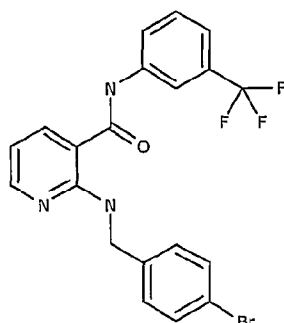
Example 24

15 **(2-[[3-Chlorophenyl)methyl]amino} (3-pyridyl))-N-[3-**
 (trifluoromethyl)phenyl]carboxamide

MS: (ES+) 406 (M+H); (ES-) 404. (M-H). Calc'd for
C₂₀H₁₅ClF₃N₃O: 405.81.

20

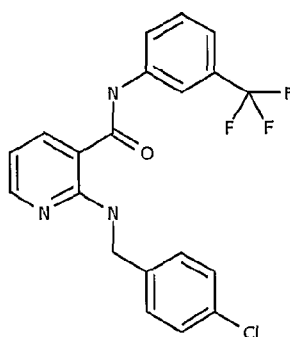
- 178 -

Example 25

5 (2-[[4-Bromophenyl]methyl]amino)(3-pyridyl)-N-[3-(trifluoromethyl)phenyl]carboxamide

MS: (ES+) 451 (M+H); (ES-) 449. (M-H). Calc'd for
C₂₀H₁₅BrF₃N₃O: 450.26.

10

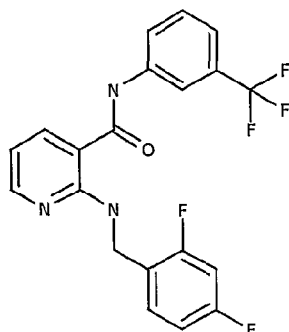
Example 26

15 (2-[[4-Chlorophenyl]methyl]amino)(3-pyridyl)-N-[3-(trifluoromethyl)phenyl]carboxamide

MS: (ES+) 406 (M+H); (ES-) 404. (M-H). Calc'd for
C₂₀H₁₅ClF₃N₃O: 405.81.

20

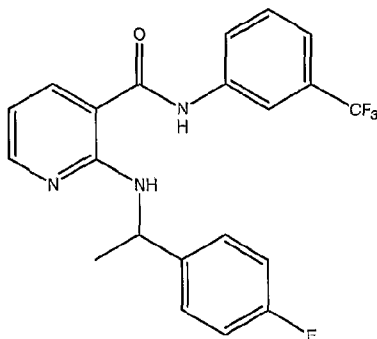
- 179 -

Example 27

5 (2-[[2,4-Difluorophenyl]methyl]amino)-3-pyridyl)-N-[3-(trifluoromethyl)phenyl]carboxamide

MS: (ES+) 408 (M+H); (ES-) 406. (M-H). Calc'd for C₂₀H₁₇F₅N₃O: 407.34.

10

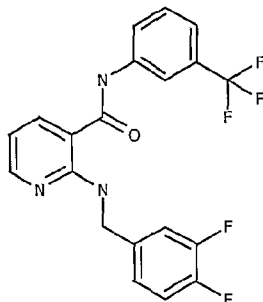
Example 28

15 2-[1-(4-Fluoro-phenyl)-ethylamino]-N-(3-trifluoromethyl-phenyl)-nicotinamide

MS: (ES+) 404 (M+H); (ES-) 402. (M-H). Calc'd for C₂₁H₁₇F₄N₃O: 403.37.

20

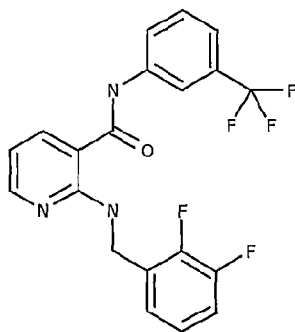
- 180 -

Example 29

5

(2-[[3,4-Difluorophenyl]methyl]amino)-N-[3-(trifluoromethyl)phenyl]carboxamide

10 MS: (ES+) 408 (M+H); (ES-) 406. (M-H). Calc'd for C₂₀H₁₄F₅N₃O: 407.34.

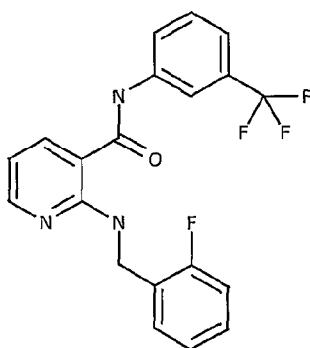
Example 30

15

(2-[[2,3-Difluorophenyl]methyl]amino)-N-[3-(trifluoromethyl)phenyl]carboxamide

20 MS: (ES+) 408 (M+H); (ES-) 406. (M-H). Calc'd for C₂₀H₁₄F₅N₃O: 407.34.

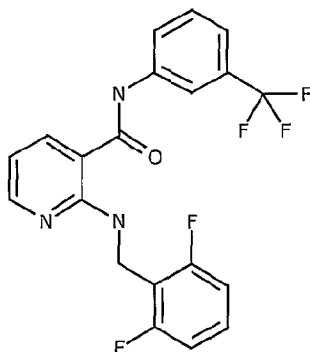
- 181 -

Example 31

5 (2-[[2-(2-Fluorophenyl)methyl]amino] (3-pyridyl))-N-[3-(trifluoromethyl)phenyl]carboxamide

MS: (ES+) 390 (M+H); (ES-) 388. (M-H). Calc'd for C₂₀H₁₅F₄N₃O: 389.35.

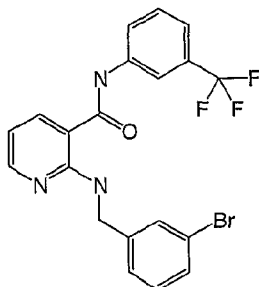
10

Example 32

15 (2-[[2,6-Difluorophenyl)methyl]amino] (3-pyridyl))-N-[3-(trifluoromethyl)phenyl]carboxamide

MS: (ES+) 408 (M+H); (ES-) 406. (M-H). Calc'd for C₂₀H₁₄F₅N₃O: 407.34.

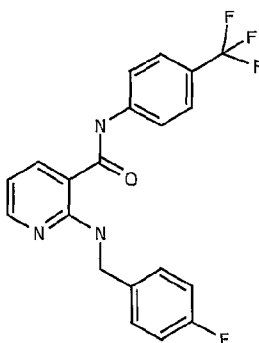
- 182 -

Example 33

5

(2-[[3-Bromophenyl]methylamino](3-pyridyl))-N-[3-(trifluoromethyl)phenyl]carboxamide

MS: (ES+) 451 (M+H); (ES-) 449. (M-H). Calc'd for
10 C₂₀H₁₅BrF₃N₃O: 450.26.

Example 34

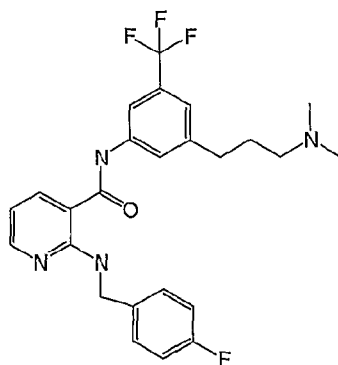
15

(2-[[4-Fluorophenyl]methylamino](3-pyridyl))-N-[4-(trifluoromethyl)phenyl]carboxamide

MS: (ES+) 390 (M+H); (ES-) 388. (M-H). Calc'd for C₂₀H₁₅F₄N₃O:
389.35.

20

- 183 -

Example 35

5

N-{3-[3-(Dimethylamino)propyl]-5-(trifluoromethyl)phenyl}(2-[(4-fluorophenyl)methyl]amino)(3-pyridyl)carboxamide

10 **Step A Preparation of {3-[3-amino-5-(trifluoromethyl)phenyl]propynyl}dimethylamine**

A mixture of 3-bromo-5-trifluoromethylaniline (1.4 g, 5.9 mmol), 1-dimethylamino-2-propyne (1.3 mL, 0.76 mmol), $\text{PdCl}_2(\text{PPh}_3)_2$ (0.26 g, 0.29 mmol) and CuI (114 mg, 0.60 mmol) in 10 mL of TEA was heated at 100°C in a sealed tube for 3 h. The resulting mixture was filtered over Celite®. The filtrate was concentrated, and the residue was purified by prep-HPLC (reverse phase) to give the aniline. MS (ES+): 243 (M+H)⁺; (ES-): 241 (M-H)⁻. Calc'd $\text{C}_{12}\text{H}_{13}\text{F}_3\text{N}_2$ - 242.24.

20 **Step B Preparation of {3-[3-amino-5-(trifluoromethyl)phenyl]propyl}dimethylamine**

A mixture of the above aniline (7 g, 29 mmol) and $\text{Pd}(\text{OH})_2$ (0.5 g) in 250 mL of MeOH was stirred under 50 psi H_2 . After 2 h, the resulting mixture was filtered over Celite®. The filtrate was concentrated, and the residue was diluted with aq. 1N HCl. The aq. layer was washed with Et_2O , made basic with aq. 5N NaOH, and extracted with CH_2Cl_2 . The

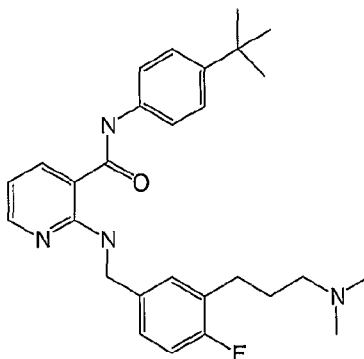
- 184 -

organic solution was dried over NaSO_4 and concentrated to give the titled compound. MS (ES⁺): 386 (M+H)⁺; (ES⁻): 384 (M-H)⁻. Calc'd $\text{C}_{18}\text{H}_{19}\text{ClF}_3\text{N}_3\text{O}$ - 385.81.

5 **Step C Preparation of N-{3-[3-(dimethylamino)propyl]-5-(trifluoromethyl)phenyl}(2-[(4-fluorophenyl)methyl]amino)(3-pyridyl)carboxamide**

The title compound was analogously synthesized by the method described in Example 7. MS (ES⁺): 475 (M+H)⁺; (ES⁻): 473 (M-H)⁻. Calc'd $\text{C}_{25}\text{H}_{26}\text{F}_4\text{N}_4\text{O}$ - 474.50.

Example 36



15 **{2-[(3-[3-(Dimethylamino)propyl]-4-fluorophenyl)methyl]amino}(3-pyridyl)}-N-[4-(tert-butyl)phenyl]carboxamide**

Step A Preparation of N-Boc-(3-bromo-4-fluoro-benzyl)amine

20 To a solution of 3-bromo-4-fluorobenzylamine hydrochloride (10 g, 42 mmol) and TEA (10.5 g, 103 mmol) in 200 mL of CH_2Cl_2 was added BOC_2O (9.1g, 42 mmol) at RT. The resulting solution was stirred for 16 h. The solution was diluted with aq. 1N NaOH and CH_2Cl_2 . The organic layer was washed with brine, dried over Na_2SO_4 , and concentrated to give N-Boc-(3-bromo-4-fluoro-benzyl)amine. MS (ES⁺): 305 (M+H)⁺; (ES⁻): 303 (M-H). Calc'd $\text{C}_{12}\text{H}_{15}\text{BrFNO}_2$ - 304.16.

- 185 -

Step B Preparation of [3-(3-dimethylamino-propyl)-4-fluoro-benzyl]-Boc-amine

[3-(3-Dimethylamino-propyl)-4-fluoro-benzyl]-Boc-amine
5 was prepared from N-Boc-(3-bromo-4-fluoro-benzyl)amine according to a procedure similar to that described in Example 35, Step A.

Step C Preparation of N-{3-[3-(dimethylamino)propyl]-4-fluorophenyl}methanamine

To [3-(3-Dimethylamino-propyl)-4-fluoro-benzyl]-Boc-amine (3.0 g, 10 mmol) in 100 mL of CH₂Cl₂ was slowly added TFA (10 mL). The resulting solution was stirred for 1 h, then concentrated. The residue was diluted with CH₂Cl₂ and
15 aq. NaHCO₃ solution. The organic layer was dried over Na₂SO₄ and concentrated to give the title compound. MS (ES⁺): 211 (M+H)⁺; (ES⁻): 209 (M-H). Calc'd C₁₃H₁₉FN₂ - 210.29.

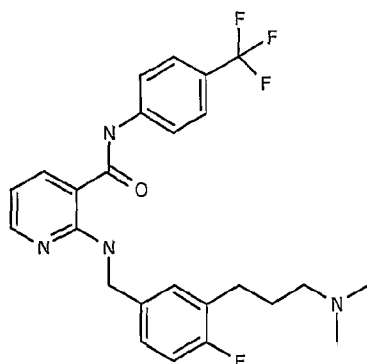
Step D Preparation of {2-[(3-[3-(dimethylamino)propyl]-4-fluorophenyl)methyl]amino} (3-pyridyl)-N-[4-(tert-butyl)phenyl]carboxamide

The title compound was analogously synthesized by the method described in Example 7. MS (ES⁺): 463 (M+H)⁺; (ES⁻): 461 (M-H). Calc'd C₂₈H₃₅FN₄O - 462.61.

25

The following compounds were analogously synthesized by the method described in Example 36.

- 186 -

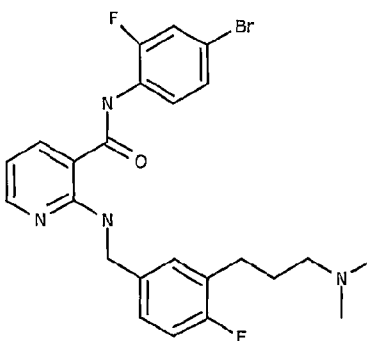
Example 37

5

{2-[(3-[3-(Dimethylamino)propyl]-4-fluorophenyl)methyl]amino} (3-pyridyl)-N-[4-(trifluoromethyl)phenyl]carboxamide

MS (ES⁺): 475 (M+H)⁺; (ES⁻): 473 (M-H). Calc'd

10 C₂₅H₂₆F₄N₄O - 474.50.

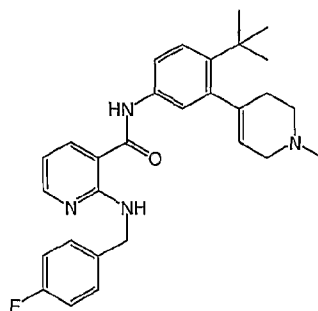
Example 38

15

{2-[(3-[3-(Dimethylamino)propyl]-4-fluorophenyl)methyl]amino} (3-pyridyl)-N-(4-bromo-2-fluorophenyl)carboxamide

- 187 -

MS (ES⁺): 504 (M+H)⁺; (ES⁻): 502 (M-H). Calc'd C₂₄H₂₅BrF₂N₄O - 503.39.

Example 39

5

2-[(4-Fluorobenzyl)amino]-N-[4-tert-butyl-3-(1,2,3,6-tetrahydropyridin-4-yl)phenyl]nicotinamide

10 **Step A Preparation of 2-bromo-1-tert-butyl-4-nitrobenzene**

NBS (125.0 g, 697.5 mmol, 1.5 eq) was slowly added to a solution of TFA:H₂SO₄ (5:1, 750 mL) and tert-butyl-4-nitrobenzene (100.0 g, 558.0 mmol) at RT. The solution was stirred for 24 h then poured over 5 kg of ice. The
 15 resulting suspension was filtered, washed with a 1:1 MeOH:H₂O solution (200 mL) and dried in a vacuum oven. MS (ES⁺): 258.1, 260.1 (M+H)⁺

Step B Preparation of 4-(2-tert-butyl-5-nitrophenyl)pyridine

20 To a solution of 2-bromo-1-tert-butyl-4-nitrobenzene (8.6 g, 33.3 mmol) (Step A) and toluene (70 mL) in a 150 mL round bottom flask, 4-pyridylboronic acid (4.5 g, 36.6 mmol, 1.1 eq), Pd(PPh₃)₄ (3.8 g, 3.3 mmol, 0.1 eq) and K₂CO₃ (13.8 g, 99.9 mmol, 3 eq) were added. The solution was stirred for
 25 24 h at 80°C. The solution was filtered through a pad of Celite® and purified by silica flash chromatography (30% Hex/Hex) to afford the desired compound as a yellow solid. MS (ES⁺): 257.2 (M+H)⁺; (ES⁻): 255.2 (M-H)⁻.

- 188 -

Step C Preparation of 4-(2-tert-butyl-5-nitrophenyl)-1-methylpyridinium

4-(2-tert-Butyl-5-nitrophenyl)pyridine (2.0 g, 7.8
5 mmol) (Step B) was added to a round-bottom flask and
dissolved in EtOH (10 mL). CH₃I (30 mL) was added to the
flask and heated to reflux. After 6 h, the solution was
cooled to RT and concentrated *in vacuo* resulting in the
desired compound as a light brown solid. MS (ES⁺): 271.2
10 (M+H)⁺; (ES⁻): 269.2 (M-H)⁻. Calc'd for C₁₆H₁₉N₂O₂: 271.14.

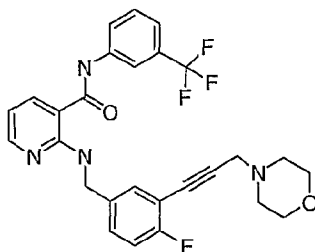
Step D: Preparation of 4-tert-butyl-3-(1-methyl-1,2,3,6-tetrahydropyridin-4-yl)aniline

4-(2-tert-Butyl-5-nitrophenyl)-1-methylpyridinium (2.1
15 g, 7.8 mmol) (Step C) was added to a 100 mL round-bottom
flask and dissolved in a 10% H₂O/EtOH mixture. Iron dust
(1.31 g, 23.4 mmol, 3 eq) and NH₄Cl (460 mg, 8.6 mmol, 1.1
eq) were added. The flask was heated to reflux. After 2 h,
the solution was cooled to RT and filtered through a pad of
20 Celite®. The resulting solution was stripped down to a
yellow solid and redissolved in MeOH (20 mL, anhydrous).
The solution was cooled to 0°C and slowly adding NaBH₄ (450
mg, 11.7 mmol, 1.5 eq). The solution was cooled to RT and
stirred for 30 min. The solvent was stripped-off under
25 vacuum and the solid was redissolved in CH₂Cl₂ and filtered.
The solution was concentrated *in vacuo* to afford an
amorphous clear yellow solid. MS (ES⁺): 245.2 (M+H)⁺

Step E: Preparation of 2-[(4-fluorobenzyl)amino]-N-[4-tert-butyl-3-(1,2,3,6-tetrahydropyridin-4-yl)phenyl]nicotinamide

30 The title compound was analogously synthesized by the
method described in Example 7. MS: (ES⁺) 473.2 (M+H)⁺; (ES⁻)
471.4 (M-H). Calc'd for C₂₉H₃₃FN₄O: 472.60.

- 189 -

Example 40

5

[2-({[4-Fluoro-3-(3-morpholin-4-ylprop-1-ynyl)phenyl]methyl}amino)(3-pyridyl)]-N-[3-(trifluoromethyl)phenyl]carboxamide

10 **Step A: Preparation of (tert-butoxy)-N-[(3-bromo-4-fluorophenyl)methyl] carboxamide**

To a solution of 3-bromo-4-fluorobenzylamine (10 g, 41 mmol) and TEA (14 mL, 104 mmol) in CH₂Cl₂ was added BOC₂O (9.1 g, 41 mmol). The resulting solution was stirred for 16 h at RT, then diluted with aq. 1N NaOH and CH₂Cl₂. The organic layer was separated, washed with brine, dried over Na₂SO₄, and concentrated to give (tert-butoxy)-N-[(3-bromo-4-fluorophenyl)methyl]carboxamide.

20 **Step B: Preparation of (tert-Butoxy)-N-{[4-fluoro-3-(3-hydroxyprop-1-ynyl)phenyl]methyl}carboxamide**

A mixture of tert-butoxy-N-[(3-bromo-4-fluorophenyl)methyl] carboxamide (0.6 g, 2.0 mmol, Step A), CuI (38 mg, 0.2 mmol), PdCl₂(PPh₃)₂ (72 mg, 0.1 mmol), propargyl alcohol (0.35 mL, 6.0 mmol) and TEA (12 mL) was heated at 100°C for 5 h. The resulting mixture was filtered, and the filtrate was concentrated. The residue was purified by SiO₂ chromatography to give the title compound. MS (ES⁺): 297 (M+NH₄)⁺. Calc'd C₁₅H₂₂FN₂O₃ - 297.34.

- 190 -

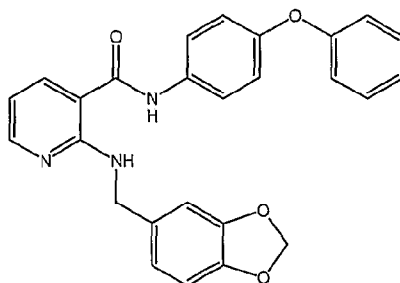
Step C: Preparation of [4-Fluoro-3-(3-morpholin-4-ylprop-1-ynyl)phenyl]-methylaniline

To a mixture of (tert-butoxy)-N-([4-fluoro-3-(3-hydroxyprop-1-ynyl)phenyl]methyl)carboxamide (0.23g, 0.82 mmol) (Step B) and NMO (0.14 g, 1.3 mmol) was added catalytic amount of TPAP. The resulting mixture was stirred for 1 h at RT, then filtered over a short pad of SiO₂ and concentrated. To a solution of the residue and morpholine (0.1 mL, 1.2 mmol) in CH₂Cl₂ was added excess NaBH(OAc)₃. The resulting solution was stirred for 16 h, diluted with CH₂Cl₂ and saturated aq. NaHCO₃ solution. The organic layer was separated, dried over Na₂SO₄, and concentrated. The residue was purified by SiO₂ chromatography to give a colorless oil, which was dissolved in 5 mL of CH₂Cl₂. To the organic solution was added TFA (2 mL). The resulting solution was stirred for 1 h at RT, then concentrated. The residue was diluted with CH₂Cl₂ and saturated aq. NaHCO₃ solution. The organic layer was separated, dried over Na₂SO₄, and concentrated to give the title compound. MS (ES⁺): 249 (M+H)⁺; (ES⁻): 247. Calc'd C₁₄H₁₇FN₂O - 248.30.

Step D: Preparation of [2-([4-fluoro-3-(3-morpholin-4-ylprop-1-ynyl)phenyl]methyl)amino)(3-pyridyl)]-N-[3-(trifluoromethyl)phenyl]carboxamide

The title compound was analogously synthesized by the method described in Example 7. MS (ES⁺): 513 (M+H)⁺; (ES⁻): 511. Calc'd C₂₇H₂₄F₄N₄O₂ - 512.51.

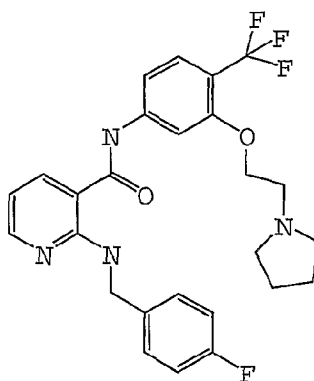
- 191 -

Example 41

5 **{2-[(2H-Benzo[d]1,3-dioxol-5-ylmethyl)**
amino] (3-pyridyl) }-N-(4-phenoxyphenyl) carboxamide:

2-Chloro-(3-pyridyl)-N-(4-phenoxyphenyl)-carboxamide
(0.500 g, 1.5 mmol) and 2H-benzo[d]1,3-dioxolan-5-
10 ylmethylamine (0.680 g, 4.5 mmol) were combined and heated
neat at 110°C for 18 h. After cooling to RT, the resulting
residue was dissolved in EtOAc and washed with saturated
Na₂CO₃ solution and brine, respectively. The organics were
dried over Na₂SO₄ and evaporated. The crude material was
15 purified by column chromatography with EtOAc/hexanes (1:2)
as eluant to leave the desired compound as an off-white
solid. MS: (ES+) 440 (M + 1)⁺; (ES-): 438 (M - 1)⁻. Calc'd.
for C₂₆H₂₁N₃O₄ - 439.15.

20

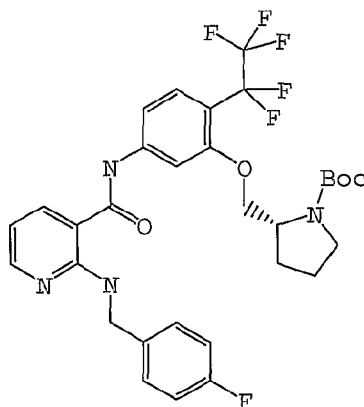
Example 42

- 192 -

2-(4-Fluoro-benzylamino)-N-[3-(2-pyrrolidin-1-yl-ethoxy)-4-trifluoromethyl-phenyl]-nicotinamide

5 2-Chloro-N-[3-(2-pyrrolidin-1-yl-ethoxy)-4-trifluoromethyl-phenyl]-nicotinamide (199.1 mg), DIEA (252 uL) and 4-fluorobenzylamine (193 uL) were combined in a sealed tube and heated to 130°C for 2 h. The mixture was purified on silica gel chromatography (2-3.5% MeOH/CH₂Cl₂).
10 The desired fractions were concentrated *in vacuo*, and the residue was dissolved in Et₂O and hexanes were added until the solution became cloudy. The solids were filtered, and dried. Additional material was obtained from the filtrate upon additional rounds of concentration, dissolving in Et₂O
15 and treatment with hexanes. M+H 503.4, Calc'd 502.2.

Example 43



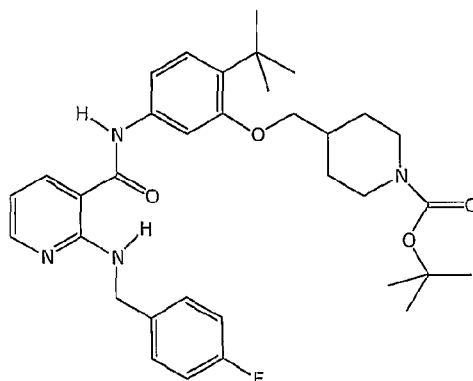
20 **(R) 2-(4-Fluoro-benzylamino)-N-[3-(1-Boc-pyrrolidin-2-ylmethoxy)-4-pentafluoroethyl-phenyl]-nicotinamide**

25 2-Chloro-N-[3-(1-Boc-pyrrolidin-2-ylmethoxy)-4-pentafluoroethyl-phenyl]-nicotinamide (442.8 mg) DIEA (351 uL) and 4-fluorobenzylamine (322 uL) were combined in a sealed tube and heated to 130°C for 3 h. The mixture was diluted with EtOAc and H₂O, the layers were separated and the organic layer was washed with brine, dried over Na₂SO₄,

- 193 -

filtered and concentrated in vacuo. The residue was purified with silica gel chromatography (1% MeOH/CH₂Cl₂) to obtain an off-white solid.

5

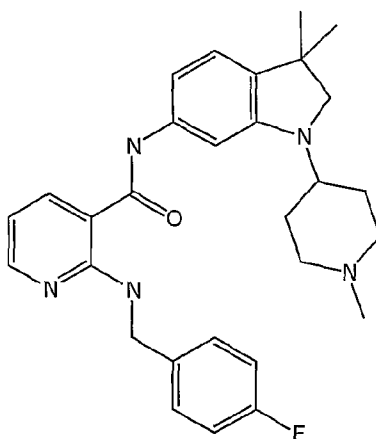
Example 44

N-[4-tert-Butyl-3-(1-Boc-piperidin-4-ylmethoxy)-phenyl]-2-(4-fluorobenzylamino)-nicotinamide

10

N-[4-tert-Butyl-3-(1-Boc-piperidin-4-ylmethoxy)-phenyl]-2-chloro-nicotinamide (200 mg), DIEA (145 uL), IpOH (3 ml) and 4-fluorobenzylamine (184 uL) were combined in a sealed tube and heated to 125C for 2 days. The mixture was purified by flash chromatography (EtOAc) to provide the product. M+Na 619; Calc'd for C₃₄H₄₃FN₄O₄: 590.33.

15

Example 45

- 194 -

N-[3,3-Dimethyl-1-(1-methyl-piperidin-4-yl)-2,3-dihydro-1H-indol-6-yl]-2-(4-fluoro-benzylamino)-nicotinamide

5

A solution of N-[3,3-dimethyl-1-(1-methyl-piperidin-4-yl)-2,3-dihydro-1H-indol-6-yl]-2-fluoro-nicotinamide (500 mg), 4-fluorobenzylamine (240 uL) and NaHCO₃ (359 mg) was dissolved in IpOH (5 ml) and heated to 85C overnight. After
10 cooling to RT, the mixture was dried under N₂. The residue was partitioned between EtOAc and H₂O, the organic layer was separated, washed with brine, dried over Na₂SO₄ and filtered. Silica was added to the filtrate and concentrated to a residue. It was purified by flash chromatography (10%
15 MeOH/EtOAc) to yield a fluffy yellow solid. M+H 488.4. Calc'd for C₂₉H₃₄FN₅O: 487.3.

The following compounds (Examples 46-53) were analogously formed from the corresponding fluoro compounds
20 by the method described in Example 45.

46) N-[1-(2-Dimethylamino-acetyl)-3,3-dimethyl-2,3-dihydro-1H-indol-6-yl]-2-(4-fluoro-benzylamino)-nicotinamide. M+H 476.3; Calc'd 475.24.

25

47) N-[1-(1-Boc-piperidin-4-yl)-3,3-dimethyl-2,3-dihydro-1H-indol-6-yl]-2-(4-fluoro-benzylamino)-nicotinamide. M+H 574.5; Calc'd 573.31.

30 48) N-[3,3-Dimethyl-1-(2-Boc-amino-acetyl)-2,3-dihydro-1H-indol-6-yl]-2-(4-fluoro-benzylamino)-nicotinamide. M+H 548.4.

49) 2-(4-Fluoro-benzylamino)-N-(2-Boc-4,4-dimethyl-1,2,3,4-tetrahydro-isoquinolin-7-yl)-nicotinamide. M+H 505.4.
35

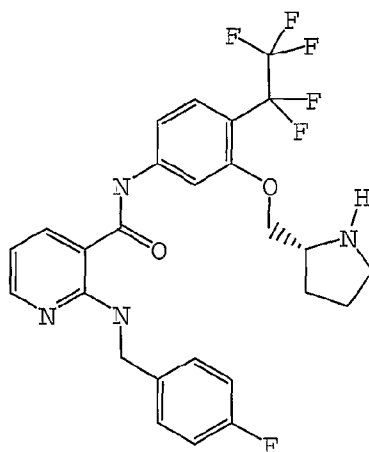
- 195 -

50) N-[3-(1-Boc-pyrrolidin-2-ylmethoxy)-5-trifluoromethyl-phenyl]-2-(4-fluoro-benzylamino)-nicotinamide was prepared as above but at 90C overnight and with a second addition of
5 amine prior to heating for another 24 h. M+Na 611. Calc'd 588.2.

51) N-[4-tert-Butyl-3-(1-Boc-pyrrolidin-2-ylmethoxy)-phenyl]-2-(4-fluoro-benzylamino)-nicotinamide. M+Na 599.
10 Calc'd 576.31.

52) N-(4-Acetyl-2,2-dimethyl-3,4-dihydro-2H-benzo[1,4]oxazin-6-yl)-2-(4-fluoro-benzylamino)-nicotinamide was prepared as described above but substituting t-BuOH for
15 IpOH and heating overnight at 80C. M+H 449.1; Calc'd 448.19.

53) 2-(4-Fluoro-benzylamino)-N-[3-(1-Boc-piperidin-4-ylmethoxy)-5-trifluoromethyl-phenyl]-nicotinamide. M+H
20 603.4.

Example 54

(R) 2-(4-Fluoro-benzylamino)-N-[3-(pyrrolidin-2-ylmethoxy)-
4-pentafluoroethyl-phenyl]-nicotinamide

25

- 196 -

2-(4-Fluoro-benzylamino)-N-[3-(1-Boc-pyrrolidin-2-ylmethoxy)-4-pentafluoroethyl-phenyl]-nicotinamide (Example 43) was dissolved in CH_2Cl_2 (8 ml) and TFA (8 ml) was added. After stirring at RT for 70 min, the mixture was
5 concentrated in vacuo, diluted with 2N NaOH and CH_2Cl_2 . The layers were separated and the aqueous layer was back extracted with CH_2Cl_2 . The organic layer was washed with brine, dried over Na_2SO_4 , filtered and concentrated in vacuo to provide an light pink-orange solid. M+H 539.5. Calc'd
10 for $\text{C}_{28}\text{H}_{24}\text{F}_6\text{N}_4\text{O}_2$: 538.2.

The following compounds (Examples 55-59) were analogously formed from the corresponding Boc-protected compounds by the method described in Example 54.

15

55) (R) 2-(4-Fluoro-benzylamino)-N-[3-(pyrrolidin-2-ylmethoxy)-5-trifluoromethyl-phenyl]-nicotinamide. M+H 489; Calc'd 488.2.

20

56) N-[4-tert-Butyl-3-(piperidin-4-ylmethoxy)-phenyl]-2-(4-fluoro-benzylamino)-nicotinamide. M+H 491; Calc'd 490.3.

25

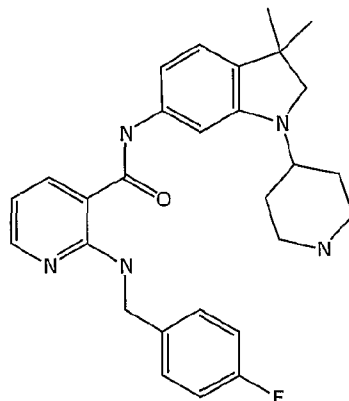
57) (R) N-[4-tert-Butyl-3-(pyrrolidin-2-ylmethoxy)-phenyl]-2-(4-fluoro-benzylamino)-nicotinamide. M+H 477; Calc'd
476.3.

30

58) N-(4,4-Dimethyl-1,2,3,4-tetrahydro-isoquinolin-7-yl)-2-(4-fluoro-benzylamino)-nicotinamide. M+H 405.1; Calc'd
404.2.

59) N-[1-(2-Amino-acetyl)-3,3-dimethyl-2,3-dihydro-1H-indol-6-yl]-2-(4-fluoro-benzylamino)-nicotinamide.

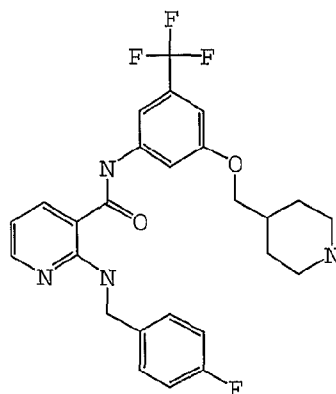
- 197 -

Example 60

5 **N-(3,3-Dimethyl-1-piperidin-4-yl)-2,3-dihydro-1H-indol-6-yl)-**
 2-(4-fluoro-benzylamino)-nicotinamide

N-[1-(1-Boc-piperidin-4-yl)-3,3-dimethyl-2,3-dihydro-1H-indol-6-yl]-2-(4-fluoro-benzylamino)-nicotinamide

- 10 (Example 47) was dissolved in a mixture of conc. HCl and EtOAc and stirred at RT for 1.5 h. The mixture was concentrated *in vacuo* and the residue was partitioned between EtOAc and 1N NaOH. The organic layer was removed, washed with brine, dried over Na₂SO₄, filtered and
- 15 concentrated *in vacuo* to provide a yellow solid. M+H 474.3. Calc'd for C₂₈H₃₂FN₅O: 473.3.

Example 61

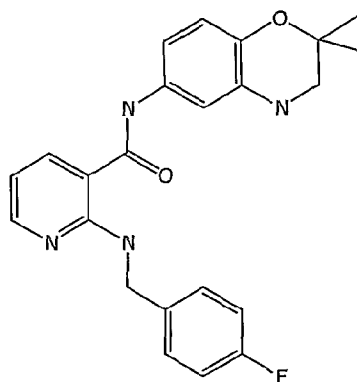
- 198 -

2-(4-Fluoro-benzylamino)-N-[3-(piperidin-4-ylmethoxy)-5-trifluoromethyl-phenyl]-nicotinamide

5 2-(4-Fluoro-benzylamino)-N-[3-(piperidin-4-ylmethoxy)-5-trifluoromethyl-phenyl]-nicotinamide was prepared by a method similar to that described for Example 60. M+H 503.3. Calc'd for $C_{26}H_{26}F_4N_4O_2$: 502.2.

10

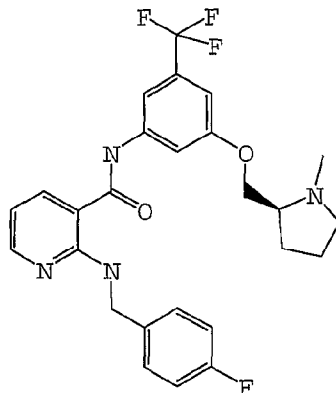
Example 62



15 **N-(2,2-Dimethyl-3,4-dihydro-2H-benzo[1,4]oxazin-6-yl)-2-(4-fluoro-benzylamino)-nicotinamide**

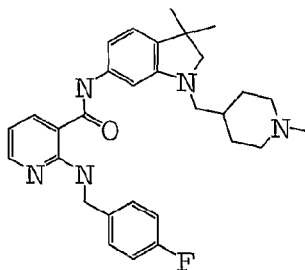
20 N-(4-Acetyl-2,2-dimethyl-3,4-dihydro-2H-benzo[1,4]oxazin-6-yl)-2-(4-fluoro-benzylamino)-nicotinamide (250 mg, Example 52) was dissolved in EtOH (10 ml) and treated with conc. HCL (0.5 ml) at 60°C for 16 h. The mixture was cooled to 0°C and sat. $NaHCO_3$ (aq) was added. The mixture was extracted with EtOAc (3x50 ml) and the combined organic fractions were washed with brine, dried over Na_2SO_4 , filtered and concentrated in vacuo. The residue was purified by silica gel chromatography (50% EtOAc/hexanes). M+H 407.3; Calc'd for $C_{23}H_{23}FN_4O_2$: 406.18.

- 199 -

Example 63

5 **(S)-2-(4-Fluoro-benzylamino)-N-[3-(1-methyl-pyrrolidin-2-ylmethoxy)-5-trifluoromethyl-phenyl]-nicotinamide**

2-Fluoro-N-[3-(1-methyl-pyrrolidin-2-ylmethoxy)-5-trifluoromethyl-phenyl]-nicotinamide (300 mg), TEA (314 μ L) and 4-fluorobenzylamine (170 μ L) were combined in a sealed
 10 tube and heated to 90°C for 3 h. Cooled to RT and the mixture was diluted with EtOAc, washed with sat. NH_4Cl (2x), brine, dried over Na_2SO_4 , filtered and concentrated in vacuo. The residue was purified by silica gel chromatography ($\text{CH}_2\text{Cl}_2/\text{MeOH}/\text{NH}_4\text{OH}$ 95/5/0.5) to provide an off-white foam
 15 upon drying. M+H 503. Calc'd for $\text{C}_{26}\text{H}_{26}\text{F}_4\text{N}_4\text{O}_2$: 502.20.

Example 64

20 **N-[3,3-Dimethyl-1-(1-methyl-piperidin-4-ylmethyl)-2,3-dihydro-1H-indol-6-yl]-2-(4-fluoro-benzylamino)-nicotinamide**

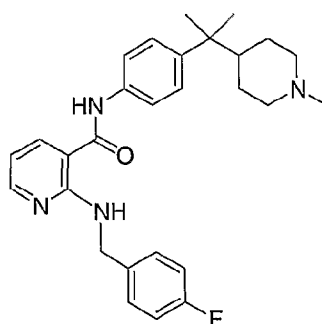
- 200 -

To N-(3,3-dimethyl-1-piperidin-4-ylmethyl-2,3-dihydro-1H-indol-6-yl)-2-(4-fluoro-benzylamino)-nicotinamide (0.92 g) dissolved in DCE (20 ml) at RT was added formaldehyde (37% aqueous, 0.42 mL) followed by NaBH(OAc)₃ (1.59 g).

5 After 4 h, the mixture was quenched with 1N HCl (20 mL) and H₂O (20 mL). It was basified with sat NaHCO₃, extracted with CH₂Cl₂ (3x50 mL) and the combined extracts were washed with brine, dried (K₂CO₃) and concentrated onto SiO₂ (previously treated with 10% MeOH (2M NH₃ in MeOH/CH₂Cl₂ and

10 then concentrated in vacuo). The residue was purified by flash chromatography (Isco, 35g column, 1-7% MeOH (2M NH₃ in MeOH/CH₂Cl₂). The bulk of the crude yellow material was further purified by reverse phase Prep HPLC. The isolated fractions were partially concentrated and basified with 1N

15 NaOH and dried under vacuum to afford a slightly yellow powder. M+H=502.3. Calc'd for C₃₀H₃₆FN₅O: 501.29.

Example 65

20 **2-(4-Fluoro-benzylamino)-N-{4-[1-methyl-1-(1-methyl-1-piperidin-4-yl)-ethyl]-phenyl}-nicotinamide**

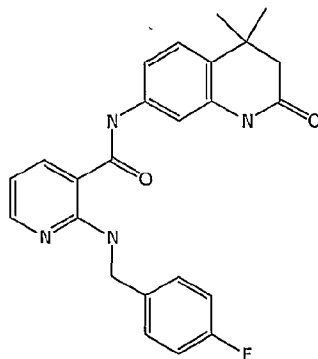
A solution of 2-fluoro-N-{4-[1-methyl-1-(1-methyl-1-piperidin-4-yl)-ethyl]-phenyl}-nicotinamide (355 mg) and 4-fluorobenzylamine (250 mg) in pyridine (10 mL) was suspended

25 with NaHCO₃ (1 g). The mixture was heated to 105°C overnight. Solids were removed by filtration and the filtrate was concentrated in vacuo. The residue was

- 201 -

purified on prep. TLC plates (silica, EtOAc:TEA=10:1) to provide the desired product. MS (ES⁺): 461 (M+1)⁺, Calc'd for C₂₈H₃₃FN₄O - 460.59.

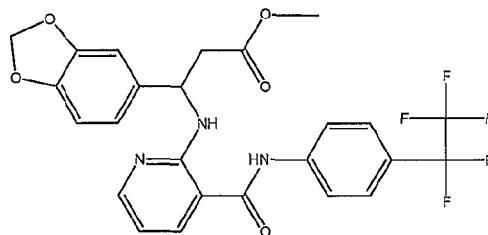
5

Example 66

N-(4,4-Dimethyl-2-oxo-1,2,3,4-tetrahydro-quinolin-7-yl)-2-(4-fluoro-benzylamino)-nicotinamide

10

M+H 419.1. Calc'd for C₂₄H₂₃FN₄O₂: 418.2.8

Example 67

3-Benzo[1,3]dioxol-5-yl-3-[3-(4-pentafluoroethyl-phenylcarbamoyl)-pyridin-2-ylamino]-propionic acid

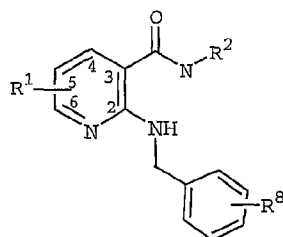
15

The Compound was synthesized by a procedure similar to the method described in Example 45. M+H 524.1. Calc'd for C₂₅H₂₀F₅N₃O₅: 537.13.

20

Other compounds included in this invention are set forth in Tables 1-3 below.

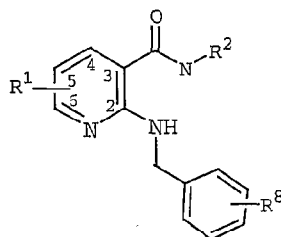
- 202 -

Table 1.

5	#	R^1	R^2	R^8
	68.	4-chlorophenyl	H	4-amino-
	69.	3-isoquinoliny1	H	
	70.	2-quinoliny1	H	
10	71.	2-benzthiazolyl	H	
	72.	2-benzimidazolyl	H	4-amino-
	73.	4-benzimidazolyl	H	
	74.	5-benzimidazolyl	H	
	75.	6-benzimidazolyl	H	
15	76.	7-benzimidazolyl	H	
	77.	2-chlorophenyl	5-Br	
	78.	3-isoquinoliny1	5-Br	
	79.	2-quinoliny1	5-Br	
	80.	2-benzthiazolyl	5-Br	
20	81.	2-benzimidazolyl	5-Br	
	82.	4-benzimidazolyl	5-Br	
	83.	5-benzimidazolyl	5-Br	
	84.	6-benzimidazolyl	5-Br	4-amino-
	85.	7-benzimidazolyl	5-Br	4-amino-
25	86.	4-chlorophenyl	5-Br	3-amino
	87.	4-chlorophenyl	5-Br	4-hydroxy
	88.	4-chlorophenyl	6-CH ₃	4-amino-

30

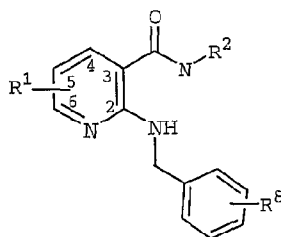
Table 1. (cont.)



5	#	R ²	R ¹	R ⁸
	89.	4-phenoxyphenyl	H	4-amino
	90.	3-phenoxyphenyl	H	4-methoxy
	91.	4-biphenyl	H	4-methoxy
	92.	4-cyclohexylphenyl	H	4-methoxy
10	93.	2-quinolyl	H	4-methoxy
	94.	3-isoquinolyl	H	4-methoxy
	95.	3-quinolyl	H	4-methoxy
	96.	1-isoquinolyl	H	4-methoxy
	97.	5-quinolyl	H	4-methoxy
15	98.	5-isoquinolyl	H	4-methoxy
	99.	6-quinolyl	H	4-methoxy
	100.	6-isoquinolyl	H	4-methoxy
	101.	7-quinolyl	H	4-methoxy
	102.	7-isoquinolyl	H	4-hydroxy
20	103.	4-quinolyl	H	4-hydroxy
	104.	4-isoquinolyl	H	4-hydroxy
	105.	4-pyridyl	H	4-hydroxy
	106.	4-pyrimidinyl	H	4-hydroxy
	107.	2-pyrimidinyl	H	4-hydroxy
25	108.	6-pyrimidinyl	H	4-hydroxy
	109.	4-pyridazinyl	H	4-hydroxy
	110.	5-pyridazinyl	H	4-hydroxy
	111.	4-indolyl	H	4-hydroxy
	112.	5-isoindolyl	H	3-amino
30	113.	5-naphthyridinyl	H	3-amino
	114.	6-quinozaliny	H	3-amino

- 204 -

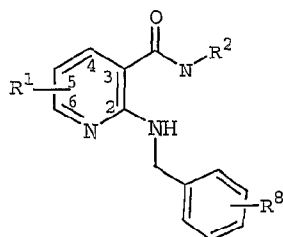
Table 1. (cont.)



5	#	R ²	R ¹	R ⁸
	115.	6-isoquinolyl	H	3-amino
	116.	4-naphthyridinyl	H	3-amino
	117.	5-quinozaliny	H	3-amino
	118.	4-naphthyridinyl	H	3-amino
10	119.	3,4-dichlorophenyl	H	2-cyano
	120.	6-isoquinolyl	H	2-cyano
	121.	4-chlorophenyl	H	3-cyano
	122.	4-chlorophenyl	H	4-cyano
	123.	6-indazolyl	H	3-hydroxymethyl
15	124.	6-isoindolyl	H	3-hydroxymethyl
	125.	5-indazolyl	H	3-hydroxymethyl
	126.	5-isoindolyl	H	3-hydroxymethyl
	127.	6-benzothienyl	H	3-hydroxymethyl
	128.	6-benzofuryl	H	3-hydroxymethyl
20	129.	5-benzothienyl	H	3-hydroxymethyl
	130.	5-benzofuryl	H	3-hydroxymethyl
	131.	2-benzimidazolyl	H	3-hydroxymethyl
	132.	2-benzoxazolyl	H	3-hydroxymethyl
	133.	6-benzimidazolyl	H	3-hydroxymethyl
25	134.	6-benzoxazolyl	H	3-hydroxymethyl
	135.	6-benzthiazolyl	H	4-amino
	136.	2-quinazolinyl	H	4-hydroxymethyl
	137.	3-(phenoxy)-6-pyridyl	H	3-aminocarbonyl
	138.	4-(phenylcarbonyl)phenyl	H	3-aminocarbonyl

- 205 -

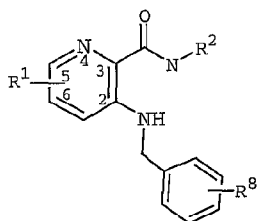
Table 1. (cont.)



5	#	R ²	R ¹	R ⁸
	139.	4-(phenylamino)phenyl	H	3-aminocarbonyl
	140.	4-cyclohexyloxyphenyl	H	3-aminocarbonyl
	141.	4-(3-thienyl)phenyl	H	4-amino
	142.	4-(pyrazol-3-yl)phenyl	H	4-amino
10	143.	4-pyridyl	6-Cl	4-amino, 3-F
	144.	3-methoxyphenyl	6-Cl	4-amino, 3-F
	145.	4-hydroxyphenyl	6-Cl	4-amino, 3-F
	146.	3-hydroxyphenyl	H	4-methoxy, 3-F
	147.	2-hydroxyphenyl	H	3-methoxy, 3-F
15	148.	4-chlorophenyl	6-phenyl	4-amino
	149.	4-phenoxyphenyl	6-phenyl	4-amino
	150.	4-biphenyl	6-phenyl	4-amino
	151.	4-hydroxyphenyl	6-phenyl	4-amino
	152.	4-cyclohexylphenyl	6-phenyl	4-amino
20	153.	3-isoquinolyl	6-phenyl	4-amino

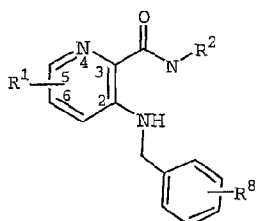
- 206 -

Table 2.



5	#	R ⁸	R ²	R ¹
	154.	4-amino-	4-chlorophenyl	H
	155.	4-amino-	3-isoquinoliny1	H
	156.	4-amino-	2-quinoliny1	H
	157.	4-amino-	2-benzthiazoly1	H
10	158.	4-amino-	2-benzimidazolyl	H
	159.	4-amino-	4-benzimidazolyl	H
	160.	4-amino-	5-benzimidazolyl	H
	161.	4-amino-	6-benzimidazolyl	H
	162.	4-amino-	7-benzimidazolyl	H
15	163.	4-amino-	2-chlorophenyl	5-Br
	164.	4-amino-	3-isoquinoliny1	5-Br
	165.	4-amino-	2-quinoliny1	5-Br
	166.	4-amino-	2-benzthiazoly1	5-Br
	167.	4-amino-	2-benzimidazolyl	5-Br
20	168.	4-amino-	4-benzimidazolyl	5-Br
	169.	4-amino-	5-benzimidazolyl	5-Br
	170.	4-amino-	6-benzimidazolyl	5-Br
	171.	4-amino-	7-benzimidazolyl	5-Br
	172.	3-amino-	4-chlorophenyl	5-Br
25	173.	4-hydroxy-	4-chlorophenyl	5-Br
	174.	4-amino-	4-chlorophenyl	6-CH ₃

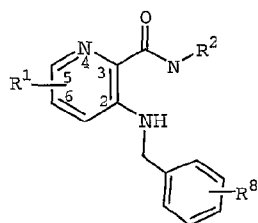
Table 2. (cont.)



5	#	R ²	R ¹	R ⁸
	175.	4-phenoxyphenyl	H	4-amino
	176.	3-phenoxyphenyl	H	4-methoxy
	177.	biphenyl	H	4-methoxy
	178.	4-cyclohexylphenyl	H	4-methoxy
10	179.	2-quinolyl	H	4-methoxy
	180.	3-isoquinolyl	H	4-methoxy
	181.	3-quinolyl	H	4-methoxy
	182.	1-isoquinolyl	H	4-methoxy
	183.	5-quinolyl	H	4-methoxy
15	184.	5-isoquinolyl	H	4-methoxy
	185.	6-quinolyl	H	4-methoxy
	186.	6-isoquinolyl	H	4-methoxy
	187.	7-quinolyl	H	4-methoxy
	188.	7-isoquinolyl	H	4-hydroxy
20	189.	4-quinolyl	H	4-hydroxy
	190.	4-isoquinolyl	H	4-hydroxy
	191.	4-pyridyl	H	4-hydroxy
	192.	4-pyrimidinyl	H	4-hydroxy
	193.	2-pyrimidinyl	H	4-hydroxy
25	194.	6-pyrimidinyl	H	4-hydroxy
	195.	4-pyridazinyl	H	4-hydroxy
	196.	5-pyridazinyl	H	4-hydroxy
	197.	4-indolyl	H	4-hydroxy
	198.	5-isoindolyl	H	3-amino
30	199.	5-naphthyridinyl	H	3-amino
	200.	6-quinoxalyl	H	3-amino

- 208 -

Table 2. (cont.)

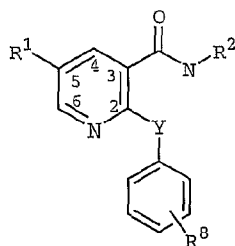


5	#	R ²	R ¹	R ⁸
	201.	6-isoquinolyl	H	3-amino
	202.	4-naphthyridinyl	H	3-amino
	203.	5-quinozaliny	H	3-amino
	204.	4-naphthyridinyl	H	3-amino
10	205.	6-indazolyl	H	3-hydroxymethyl
	206.	6-isoindolyl	H	3-hydroxymethyl
	207.	5-indazolyl	H	3-hydroxymethyl
	208.	5-isoindolyl	H	3-hydroxymethyl
	209.	6-benzothienyl	H	3-hydroxymethyl
15	210.	6-benzofuryl	H	3-hydroxymethyl
	211.	5-benzothienyl	H	3-hydroxymethyl
	212.	5-benzofuryl	H	3-hydroxymethyl
	213.	2-benzimidazolyl	H	3-hydroxymethyl
	214.	2-benzoxazolyl	H	3-hydroxymethyl
20	215.	2-benzthiazolyl	H	3-hydroxymethyl
	216.	6-benzimidazolyl	H	3-hydroxymethyl
	217.	6-benzoxazolyl	H	3-hydroxymethyl
	218.	6-benzthiazolyl	H	4-amino
	219.	2-quinazolinyl	H	4-hydroxymethyl

25

- 209 -

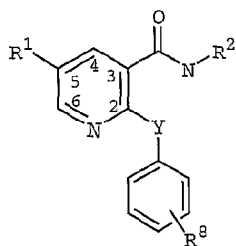
Table 3.



5	#	R ⁸	Y	R ²	R ¹
	220.	4-F	-NHSO ₂ -	4-chlorophenyl	H
	221.	4-F	-NHSO ₂ -	4-chlorophenyl	5-Br
	222.	3,4-diF	-NHSO ₂ -	3-chlorophenyl	H
10	223.	4-Cl	-NHSO ₂ -	3-chlorophenyl	5-Br
	224.	H	-NHSO ₂ -	4-phenoxyphenyl	H
	225.	4-F	-NHSO ₂ -	4-biphenyl	H
	226.	4-F	-NHSO ₂ -	3-isoquinolyl	H
	227.	3,4-diF	-NHSO ₂ -	3-isoquinolyl	5-Br
15	228.	H	-NHSO ₂ -	4-chlorophenyl	H
	229.	4-F	-NHSO ₂ -	4-chlorophenyl	5-Br
	230.	4-F	-NHSO ₂ -	3-chlorophenyl	H
	231.	3,4-diF	-NHSO ₂ -	3-chlorophenyl	5-Br
	232.	H	-NHSO ₂ -	4-phenoxyphenyl	H
20	233.	4-F	-NHSO ₂ -	4-biphenyl	H
	234.	4-F	-NHSO ₂ -	3-isoquinolyl	H
	235.	3,4-diF	-NHSO ₂ -	3-isoquinolyl	5-Br
	236.	H	-NHCH ₂ -		H
	237.	4-F	-NHCH ₂ -		H

- 210 -

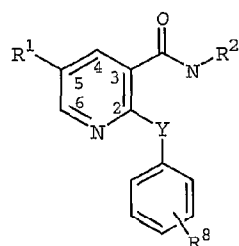
Table 3. cont.



5	#	R ⁸	Y	R ²	R ¹
	238.	4-F	-NHCH ₂ -		H
	239.	4-F	-NHCH ₂ -		H
	240.	4-F	-NHCH ₂ -	3-CF ₃ -phenyl	F
	241.	4-F	-NHCH ₂ -		H
10	242.	4-F	-NHCH ₂ -		H
	243.	3,4-diF	-NHCH ₂ -		H
	244.	H	-NHCH ₂ -		H
	245.	4-F	-NHCH ₂ -		H

- 211 -

Table 3. cont.



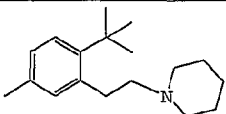
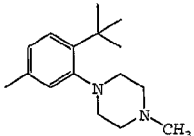
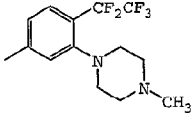
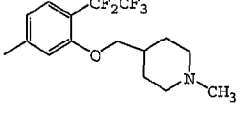
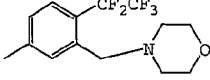
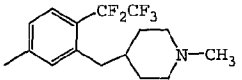
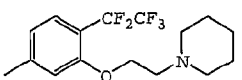
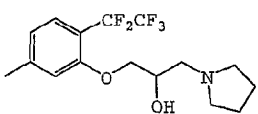
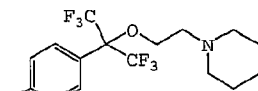
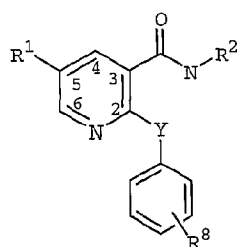
5	#	R^8	Y	R^2	R^1
	246.	4-F	-NHCH ₂ -		H
	247.	4-F	-NHCH ₂ -		H
	248.	3,4-diF	-NHCH ₂ -		H
	249.	H	-NHCH ₂ -		H
10	250.	4-F	-NHCH ₂ -		H
	251.	4-F	-NHCH ₂ -		H
	252.	3,4-diF	-NHCH ₂ -		H
	253.	H	-NHCH ₂ -		H
	254.	4-F	-NHCH ₂ -		H

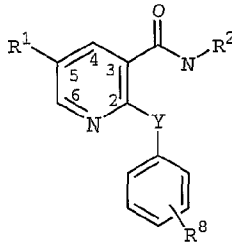
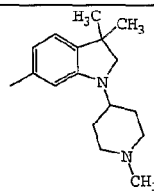
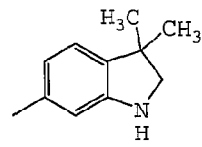
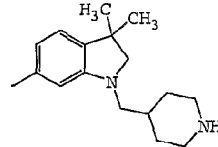
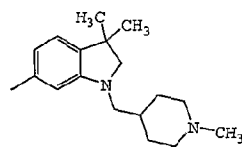
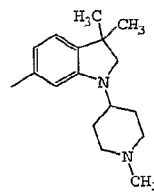
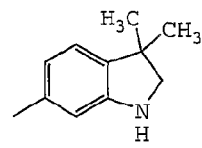
Table 3. cont.



5	#	R ⁸	Y	R ²	R ¹
	255.	4-F	-NHCH ₂ -		H
	256.	4-F	-NHCH ₂ -		H
	257.	3,4-diF	-NHCH ₂ -		H
	258.	H	-NHCH ₂ -		H
10	259.	4-F	-NHCH ₂ -		H
	260.	4-F	-NHCH ₂ -		H
	261.	3,4-diF	-NH(CH ₂) ₂ -		H
	262.	H	-NH(CH ₂) ₂ -		H

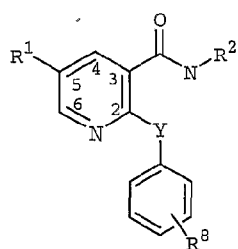
- 213 -

Table 3. cont.

5	#	R^8	Y	R^2	R^1
					
	263.	4-F	-NH(CH ₂) ₂ -		H
	264.	4-F	-NH(CH ₂) ₂ -		H
	265.	3,4-diF	-NHCH ₂ -		H
	266.	H	-NHCH ₂ -		H
10	267.	4-F	-NHCH ₂ -		H
	268.	4-F	-NHCH ₂ -		H

- 214 -

Table 3. cont.



5	#	R^8	Y	R^2	R^1
	269.	4-F	-NHCH ₂ -		H
	270.	4-F	-NHCH ₂ -		H
	271.	4-F	-NHCH ₂ -		H
	272.	4-F	-NHCH ₂ -		H

- 215 -

Although the pharmacological properties of the compounds of Formulas I-III vary with structural change, in general, activity possessed by compounds of Formulas I-III may be demonstrated *in vivo*. The pharmacological properties of the compounds of this invention may be confirmed by a number of pharmacological *in vitro* assays. The exemplified pharmacological assays which follow have been carried out with the compounds according to the invention and their salts. Compounds of the present invention showed inhibition of KDR kinase at doses less than 50 μ m.

BIOLOGICAL EVALUATION

HUVEC Proliferation Assay

Human Umbilical Vein Endothelial cells are purchased from Clonetics, Inc., as cryopreserved cells harvested from a pool of donors. These cells, at passage 1, are thawed and expanded in EBM-2 complete medium, until passage 2 or 3. The cells are trypsinized, washed in DMEM + 10% FBS + antibiotics, and spun at 1000 rpm for 10 min. Prior to centrifugation of the cells, a small amount is collected for a cell count. After centrifugation, the medium is discarded, and the cells are resuspended in the appropriate volume of DMEM + 10% FBS + antibiotics to achieve a concentration of 3×10^5 cells/mL. Another cell count is performed to confirm the cell concentration. The cells are diluted to 3×10^4 cells/mL in DMEM + 10% FBS + antibiotics, and 100 μ L of cells are added to a 96-well plate. The cells are incubated at 37°C for 22 h.

Prior to the completion of the incubation period, compound dilutions are prepared. Five-point, five-fold serial dilutions are prepared in DMSO, at concentrations 400-fold greater than the final concentrations desired. 2.5 μ L of each compound dilution are diluted further in a total

- 216 -

of 1 mL DMEM + 10% FBS + antibiotics (400x dilution).
Medium containing 0.25% DMSO is also prepared for the 0 μ M
compound sample. At the 22-hour timepoint, the medium is
removed from the cells, and 100 μ L of each compound dilution
5 is added. The cells are incubated at 37°C for 2-3 h.

During the compound pre-incubation period, the growth
factors are diluted to the appropriate concentrations.
Solutions of DMEM + 10% FBS + antibiotics, containing either
VEGF or bFGF at the following concentrations: 50, 10, 2,
10 0.4, 0.08, and 0 ng/mL are prepared. For the compound-
treated cells, solutions of VEGF at 550 ng/mL or bFGF at 220
ng/mL for 50 ng/mL or 20 ng/mL final concentrations,
respectively, are prepared since 10 μ L of each will be added
to the cells (110 μ L final volume). At the appropriate time
15 after adding the compounds, the growth factors are added.
VEGF is added to one set of plates, while bFGF is added to
another set of plates. For the growth factor control
curves, the media on wells B4-G6 of plates 1 and 2 are
replaced with media containing VEGF or bFGF at the varying
20 concentrations (50 - 0 ng/mL). The cells are incubated at
37°C for an additional 72 h.

At the completion of the 72 h incubation period, the
medium is removed, and the cells are washed twice with PBS.
After the second wash with PBS, the plates are tapped gently
25 to remove excess PBS, and the cells are placed at -70°C for
at least 30 min. The cells are thawed and analyzed using
the CyQuant fluorescent dye (Molecular Probes C-7026),
following the manufacturer's recommendations. The plates
are read on a Victor/Wallac 1420 workstation at 485 nm/530
30 nm (excitation/emission). Raw data are collected and
analyzed using a 4-parameter fit equation in XLFit. IC₅₀
values are then determined.

The compounds of examples 16-17 20-21, 25-27, 29, 34-
35, 39-42, 45-46, 52, 54-57, 58-65, 212, 215 and 243-245

- 217 -

inhibited VEGF-stimulated HUVEC proliferation at a level below 50 nM.

Angiogenesis Model

5

To determine the effects of the present compounds on angiogenesis *in vivo*, selective compounds are tested in the rat corneal neovascularization micropocket model or the angiogenesis assay of Passaniti, Lab. Invest., 67, 519-28 (1992).

Rat Corneal Neovascularization Micropocket Model

In Life Aspects: Female Sprague Dawley rats weighing approximately 250 g were randomized into one of five treatment groups. Pretreatment with the vehicle or compound was administered orally, 24 h prior to surgery and continued once a day for seven additional days. On the day of surgery, the rats were temporarily anesthetized in an Isoflurane gas chamber (delivering 2.5 liters/min oxygen + 5% Isoflurane). An othoscope was then placed inside the mouth of the animal to visualize the vocal cords. A tip-blunted wire was advanced in between the vocal cords and used as a guide for the placement of an endotracheal Teflon tube (Small Parts Inc. TFE-standard Wall R-SWTT-18). A volume-controlled ventilator (Harvard Apparatus, Inc. Model 683) was connected to the endotracheal tube to deliver a mixture of oxygen and 3% Isoflurane. Upon achieving deep anesthesia, the whiskers were cut short and the eye areas and eyes gently washed with Betadine soap and rinsed with sterile saline. The corneas were irrigated with one to two drops of Proparacaine HCl ophthalmic topical anesthetic solution (0.5%) (Bausch and Lomb Pharmaceuticals, Tampa FL). The rat was then positioned under the dissecting microscope and the corneal surface brought into focus. A vertical

- 218 -

incision was made on the midline of the cornea using a diamond blade knife. A pocket was created by using fine scissors to separate the connective tissue layers of the stroma, tunneling towards the limbus of the eye. The distance between the apex of the pocket and the limbus was approximately 1.5 mm. After the pocket had been made, the soaked nitrocellulose disk filter (Gelman Sciences, Ann Arbor MI.) was inserted under the lip of the pocket. This surgical procedure was performed on both eyes. rHu-bFGF soaked disks were placed into the right eye, and the rHu-VEGF soaked disks were placed into the left eye. Vehicle soaked disks were placed in both eyes. The disk was pushed into position at the desired distance from the limbal vessels. Ophthalmic antibiotic ointment was applied to the eye to prevent drying and infection. After seven days, the rats were euthanized by CO₂ asphyxiation, and the eyes enucleated. The retinal hemisphere of the eye was windowed to facilitate fixation, and the eye placed into formalin overnight.

Post Mortem Aspects: After twenty-four hours in fixative, the corneal region of interest was dissected out from the eye, using fine forceps and a razorblade. The retinal hemisphere was trimmed off and the lens extracted and discarded. The corneal dome was bisected and the superfluous cornea trimmed off. The iris, conjunctiva and associated limbal glands were then carefully teased away. Final cuts were made to generate a square 3x3mm containing the disk, the limbus, and the entire zone of neovascularization.

Gross Image Recording: The corneal specimens were digitally photographed using a Sony CatsEye DKC5000 camera (A.G. Heinz, Irvine CA) mounted on a Nikon SMZ-U stereo microscope (A.G. Heinz). The corneas were submerged in distilled water and photographed via trans-illumination at

- 219 -

approximately 5.0 diameters magnification.

Image analysis: Numerical endpoints were generated using digital micrographs collected from the whole mount corneas after trimming and were used for image analysis on
5 the Metamorph image analysis system (Universal Imaging Corporation, West Chester PA). Three measurements were taken: Disk placement distance from the limbus, number of vessels intersecting a 2.0mm perpendicular line at the midpoint of the disk placement distance, and percent blood
10 vessel area of the diffusion determined by thresholding.

General Formulations:

0.1% BSA in PBS vehicle: 0.025 g of BSA was added to 25.0 ml of sterile 1X phosphate buffered saline, gently shaken until fully dissolved, and filtered at 0.2 μ m. Individual 1.0 ml
15 samples were aliquoted into 25 single use vials, and stored at -20°C until use. For the rHu-bFGF disks, a vial of this 0.1% BSA solution was allowed to thaw at room temperature. Once thawed, 10 μ l of a 100 mM stock solution of DTT was added to the 1 ml BSA vial to yield a final concentration of
20 1 mM DTT in 0.1% BSA.

rHu-VEGF Dilutions:

Prior to the disk implant surgery, 23.8 μ l of the 0.1% BSA vehicle above was added to a 10 μ g rHu-VEGF lyophilized vial yielding a final concentration of 10 μ M.

25 **rHu-bFGF: Stock concentration of 180 ng/ μ l:**

R&D rHu- bFGF: Added 139 μ l of the appropriate vehicle above to the 25 μ g vial lyophilized vial. 13.3 μ l of the [180 ng/ μ l] stock vial and added 26.6 μ l of vehicle to yield a final concentration of 3.75 μ M concentration.

30 **Nitro-cellulose disk preparation:** The tip of a 20-gauge needle was cut off square and beveled with emery paper to create a punch. This tip was then used to cut out \approx 0.5mm diameter disks from a nitrocellulose filter paper sheet (Gelman Sciences). Prepared disks were then placed into

- 220 -

Eppendorf microfuge tubes containing solutions of either 0.1% BSA in PBS vehicle, 10 μ M rHu-VEGF (R&D Systems, Minneapolis, MN), or 3.75 μ M rHu-bFGF (R&D Systems, Minneapolis, MN) and allowed to soak for 45-60 min before
5 use. Each nitrocellulose filter disk absorbs approximately 0.1 μ l of solution.

In the rat micropocket assay, compounds of the present invention will inhibit angiogenesis at a dose of less than 50 mg/kg/day.

10

Tumor model

A431 cells (ATCC) are expanded in culture, harvested and injected subcutaneously into 5-8 week old female nude
15 mice (CD1 nu/nu, Charles River Labs) (n=5-15). Subsequent administration of compound by oral gavage (10 - 200 mpk/dose) begins anywhere from day 0 to day 29 post tumor cell challenge and generally continues either once or twice a day for the duration of the experiment. Progression of
20 tumor growth is followed by three dimensional caliper measurements and recorded as a function of time. Initial statistical analysis is done by repeated measures analysis of variance (RMANOVA), followed by Scheffe post hoc testing for multiple comparisons. Vehicle alone (Ora-Plus, pH 2.0)
25 is the negative control. Compounds of the present invention are active at doses less than 150 mpk.

Rat Adjuvant Arthritis Model:

30 The rat adjuvant arthritis model (Pearson, Proc. Soc. Exp. Biol. 91, 95-101 (1956)) is used to test the anti-arthritic activity of compounds of the Formula I-III, or salts thereof. Adjuvant Arthritis can be treated using two different dosing schedules: either (i) starting time of

- 221 -

immunization with adjuvant (prophylactic dosing); or from day 15 when the arthritic response is already established (therapeutic dosing). Preferably a therapeutic dosing schedule is used.

5

Rat Carrageenan-induced Analgesia Test

The rat carrageenan analgesia test was performed with materials, reagents and procedures essentially as described
10 by Hargreaves, et al., (Pain, 32, 77 (1988)). Male Sprague-Dawley rats were treated as previously described for the Carrageenan Foot Pad Edema test. Three hours after the injection of the carrageenan, the rats were placed in a special plexiglass container with a transparent floor having
15 a high intensity lamp as a radiant heat source, positionable under the floor. After an initial twenty minute period, thermal stimulation was begun on either the injected foot or on the contralateral uninjected foot. A photoelectric cell turned off the lamp and timer when light was interrupted by
20 paw withdrawal. The time until the rat withdraws its foot was then measured. The withdrawal latency in seconds was determined for the control and drug-treated groups, and percent inhibition of the hyperalgesic foot withdrawal determined.

25

Formulations

Also embraced within this invention is a class of pharmaceutical compositions comprising the active compounds of Formulas I-III in association with one or more non-toxic,
30 pharmaceutically-acceptable carriers and/or diluents and/or adjuvants (collectively referred to herein as "carrier" materials) and, if desired, other active ingredients. The active compounds of the present invention may be administered by any suitable route, preferably in the form

- 222 -

of a pharmaceutical composition adapted to such a route, and in a dose effective for the treatment intended. The compounds and compositions of the present invention may, for example, be administered orally, mucosally, topically, rectally, pulmonarily such as by inhalation spray, or parentally including intravascularly, intravenously, intraperitoneally, subcutaneously, intramuscularly intrasternally and infusion techniques, in dosage unit formulations containing conventional pharmaceutically acceptable carriers, adjuvants, and vehicles.

The pharmaceutically active compounds of this invention can be processed in accordance with conventional methods of pharmacy to produce medicinal agents for administration to patients, including humans and other mammals.

For oral administration, the pharmaceutical composition may be in the form of, for example, a tablet, capsule, suspension or liquid. The pharmaceutical composition is preferably made in the form of a dosage unit containing a particular amount of the active ingredient. Examples of such dosage units are tablets or capsules. For example, these may contain an amount of active ingredient from about 1 to 2000 mg, preferably from about 1 to 500 mg. A suitable daily dose for a human or other mammal may vary widely depending on the condition of the patient and other factors, but, once again, can be determined using routine methods.

The amount of compounds which are administered and the dosage regimen for treating a disease condition with the compounds and/or compositions of this invention depends on a variety of factors, including the age, weight, sex and medical condition of the subject, the type of disease, the severity of the disease, the route and frequency of administration, and the particular compound employed. Thus,

- 223 -

the dosage regimen may vary widely, but can be determined routinely using standard methods. A daily dose of about 0.01 to 500 mg/kg body weight, preferably between about 0.1 and about 50 mg/kg body weight, may be appropriate. The
5 daily dose can be administered in one to four doses per day.

For therapeutic purposes, the active compounds of this invention are ordinarily combined with one or more adjuvants appropriate to the indicated route of
10 administration. If administered per os, the compounds may be admixed with lactose, sucrose, starch powder, cellulose esters of alkanolic acids, cellulose alkyl esters, talc, stearic acid, magnesium stearate, magnesium oxide, sodium and calcium salts of phosphoric and sulfuric acids,
15 gelatin, acacia gum, sodium alginate, polyvinylpyrrolidone, and/or polyvinyl alcohol, and then tableted or encapsulated for convenient administration. Such capsules or tablets may contain a controlled-release formulation as may be provided in a dispersion of active compound in hydroxypropylmethyl
20 cellulose.

In the case of psoriasis and other skin conditions, it may be preferable to apply a topical preparation of compounds of this invention to the affected area two to four times a day.

25 Formulations suitable for topical administration include liquid or semi-liquid preparations suitable for penetration through the skin (e.g., liniments, lotions, ointments, creams, or pastes) and drops suitable for administration to the eye, ear, or nose. A suitable
30 topical dose of active ingredient of a compound of the invention is 0.1 mg to 150 mg administered one to four, preferably one or two times daily. For topical administration, the active ingredient may comprise from 0.001% to 10% w/w, e.g., from 1% to 2% by weight of the

- 224 -

formulation, although it may comprise as much as 10% w/w, but preferably not more than 5% w/w, and more preferably from 0.1% to 1% of the formulation.

When formulated in an ointment, the active ingredients
5 may be employed with either paraffinic or a water-miscible ointment base. Alternatively, the active ingredients may be formulated in a cream with an oil-in-water cream base. If desired, the aqueous phase of the cream base may include, for example at least 30% w/w of a polyhydric alcohol such as
10 propylene glycol, butane-1,3-diol, mannitol, sorbitol, glycerol, polyethylene glycol and mixtures thereof. The topical formulation may desirably include a compound which enhances absorption or penetration of the active ingredient through the skin or other affected areas. Examples of such
15 dermal penetration enhancers include DMSO and related analogs.

The compounds of this invention can also be administered by a transdermal device. Preferably transdermal administration will be accomplished using a patch either of
20 the reservoir and porous membrane type or of a solid matrix variety. In either case, the active agent is delivered continuously from the reservoir or microcapsules through a membrane into the active agent permeable adhesive, which is in contact with the skin or mucosa of the recipient. If the
25 active agent is absorbed through the skin, a controlled and predetermined flow of the active agent is administered to the recipient. In the case of microcapsules, the encapsulating agent may also function as the membrane.

The oily phase of the emulsions of this invention may
30 be constituted from known ingredients in a known manner. While the phase may comprise merely an emulsifier, it may comprise a mixture of at least one emulsifier with a fat or an oil or with both a fat and an oil. Preferably, a hydrophilic emulsifier is included together with a

- 225 -

lipophilic emulsifier which acts as a stabilizer. It is also preferred to include both an oil and a fat. Together, the emulsifier(s) with or without stabilizer(s) make-up the so-called emulsifying wax, and the wax together with the
5 oil and fat make up the so-called emulsifying ointment base which forms the oily dispersed phase of the cream formulations. Emulsifiers and emulsion stabilizers suitable for use in the formulation of the present invention include Tween 60, Span 80, cetostearyl alcohol, myristyl alcohol,
10 glyceryl monostearate, sodium lauryl sulfate, glyceryl distearate alone or with a wax, or other materials well known in the art.

The choice of suitable oils or fats for the formulation is based on achieving the desired cosmetic
15 properties, since the solubility of the active compound in most oils likely to be used in pharmaceutical emulsion formulations is very low. Thus, the cream should preferably be a non-greasy, non-staining and washable product with suitable consistency to avoid leakage from tubes or other
20 containers. Straight or branched chain, mono- or dibasic alkyl esters such as di-isoadipate, isocetyl stearate, propylene glycol diester of coconut fatty acids, isopropyl myristate, decyl oleate, isopropyl palmitate, butyl stearate, 2-ethylhexyl palmitate or a blend of branched
25 chain esters may be used. These may be used alone or in combination depending on the properties required. Alternatively, high melting point lipids such as white soft paraffin and/or liquid paraffin or other mineral oils can be used.

30 Formulations suitable for topical administration to the eye also include eye drops wherein the active ingredients are dissolved or suspended in suitable carrier, especially an aqueous solvent for the active ingredients. The active ingredients are preferably present in such

- 226 -

formulations in a concentration of 0.5 to 20%,
advantageously 0.5 to 10% and particularly about 1.5% w/w.

Formulations for parenteral administration may be in
the form of aqueous or non-aqueous isotonic sterile
5 injection solutions or suspensions. These solutions and
suspensions may be prepared from sterile powders or granules
using one or more of the carriers or diluents mentioned for
use in the formulations for oral administration or by using
other suitable dispersing or wetting agents and suspending
10 agents. The compounds may be dissolved in water,
polyethylene glycol, propylene glycol, ethanol, corn oil,
cottonseed oil, peanut oil, sesame oil, benzyl alcohol,
sodium chloride, tragacanth gum, and/or various buffers.
Other adjuvants and modes of administration are well and
15 widely known in the pharmaceutical art. The active
ingredient may also be administered by injection as a
composition with suitable carriers including saline,
dextrose, or water, or with cyclodextrin (ie. Captisol),
cosolvent solubilization (ie. propylene glycol) or micellar
20 solubilization (ie. Tween 80).

The sterile injectable preparation may also be a
sterile injectable solution or suspension in a non-toxic
parenterally acceptable diluent or solvent, for example as a
solution in 1,3-butanediol. Among the acceptable vehicles
25 and solvents that may be employed are water, Ringer's
solution, and isotonic sodium chloride solution. In
addition, sterile, fixed oils are conventionally employed as
a solvent or suspending medium. For this purpose any bland
fixed oil may be employed, including synthetic mono- or
30 diglycerides. In addition, fatty acids such as oleic acid
find use in the preparation of injectables.

For pulmonary administration, the pharmaceutical
composition may be administered in the form of an aerosol or
with an inhaler including dry powder aerosol.

- 227 -

Suppositories for rectal administration of the drug can be prepared by mixing the drug with a suitable non-irritating excipient such as cocoa butter and polyethylene glycols that are solid at ordinary temperatures but liquid
5 at the rectal temperature and will therefore melt in the rectum and release the drug.

The pharmaceutical compositions may be subjected to conventional pharmaceutical operations such as sterilization and/or may contain conventional adjuvants,
10 such as preservatives, stabilizers, wetting agents, emulsifiers, buffers etc. Tablets and pills can additionally be prepared with enteric coatings. Such compositions may also comprise adjuvants, such as wetting, sweetening, flavoring, and perfuming agents.

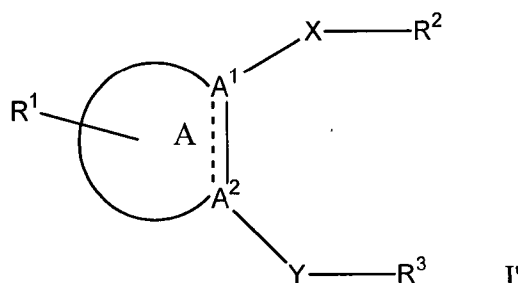
15 The foregoing is merely illustrative of the invention and is not intended to limit the invention to the disclosed compounds. Variations and changes which are obvious to one skilled in the art are intended to be within the scope and nature of the invention which are defined in the appended
20 claims.

From the foregoing description, one skilled in the art can easily ascertain the essential characteristics of this invention, and without departing from the spirit and scope thereof, can make various changes and modifications of the
25 invention to adapt it to various usages and conditions.

All mentioned references, patents, applications and publications, are hereby incorporated by reference in their entirety, as if here written.

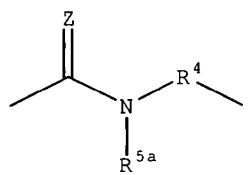
THE CLAIMS DEFINING THE INVENTION ARE AS FOLLOWS:-

1. A compound of formula I'



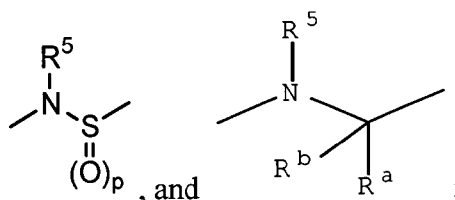
wherein each of A^1 and A^2 is C;

wherein A^1 - A^2 form part of a ring A selected from pyridinyl;



wherein X is

- 10 wherein Z is oxygen;



Y is selected from

$(O)_p$, and

;

wherein p is 2,

wherein R^a and R^b are H;

- 15 wherein
- R^1
- is H;

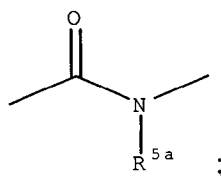
wherein R^2 is substituted or unsubstituted phenyl,

wherein substituted R^2 is substituted with one or more substituents independently selected from halo, $-OR^7$, oxo, $-SR^7$, $-CO_2R^7$, $-CONR^7R^7$, $-COR^7$, $-NR^7R^7$, $-NH(C_1-C_4 \text{ alkenyl})R^9$, $-SO_2R^7$, $-SO_2NR^7R^7$, $-NR^7C(O)OR^7$, $-NR^7C(O)R^7$, $-NR^7C(O)NR^7R^7$, optionally substituted cycloalkyl, optionally substituted heterocyclyl, optionally substituted phenyl, halosulfonyl, cyano, alkylaminoalkoxy, alkylaminoalkoxyalkoxy, nitro, lower alkyl, lower alkenyl, and lower alkynyl;

20

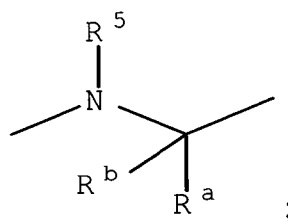
- wherein R^3 is selected from phenyl unsubstituted or substituted with one or more substituents independently selected from halo, $-OR^7$, $-SR^7$, $-SO_2R^7$, $-CO_2R^7$, $-CONR^7R^7$, $-COR^7$, $-NR^7R^7$, $-SO_2NR^7R^7$, $-NR^7C(O)OR^7$, $-NR^7C(O)R^7$, optionally substituted cycloalkyl, optionally substituted heterocyclyl, optionally substituted phenyl, nitro, alkylaminoalkoxyalkoxy, cyano, alkylaminoalkoxy, lower alkyl, lower alkenyl, and lower alkynyl;
- wherein R^4 is a direct bond;
- wherein R^5 is H;
- wherein R^{5a} is H;
- 10 wherein R^7 is selected from H, lower alkyl, optionally substituted phenyl, optionally substituted heterocyclyl, optionally substituted C_3 - C_6 -cycloalkyl, optionally substituted phenyl- C_{1-6} -alkyl, optionally substituted heterocyclyl- C_{1-6} -alkyl, optionally substituted C_3 - C_6 cycloalkyl- C_{1-6} -alkyl, alkylaminoalkyl, and lower haloalkyl; and
- 15 wherein R^9 is selected from H, optionally substituted phenyl, optionally substituted 5-6 membered heterocyclyl and optionally substituted C_3 - C_6 cycloalkyl;
- or pharmaceutically acceptable derivatives thereof;
- provided R^2 is not 3-trifluoromethylphenyl, when X is $-C(O)NH-$, when Y is $-NH-CH_2-$, and R^3 is 3-(N-methylamino-carbonyl)phenyl, 4-hydroxyphenyl, 3-
- 20 hydroxyphenyl or phenyl;
- further provided R^2 is not substituted with $-SO_2NR^7R^7$ when Y is $-NHSO_2-$;
- further provided R^2 is not substituted with $-SO_2R^7$ when Y is $-NHSO_2-$ and when R^7 is fluoro or 6-membered nitrogen-containing heterocyclyl; and
- further provided R^2 is not 2-methoxyphenyl, when X is $-C(O)NH-$, when Y is
- 25 $-NH-CH_2-$, and R^3 is phenyl.

2. Compound of Claim 1 wherein A is pyridyl; wherein X is



wherein Y is

- 230 -

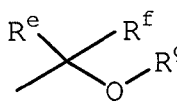


wherein R^a and R^b are independently H;

wherein R^1 is H;

wherein R^2 is selected from substituted or unsubstituted phenyl;

- 5 wherein substituted R^2 is substituted with one or more substituents independently selected from halo, $-OR^7$, oxo, $-SR^7$, $-SO_2R^7$, $-CO_2R^7$, $-CONR^7R^7$, $-COR^7$, $-NR^7R^7$, $-NH(C_1-C_2\text{-alkylenyl}R^9)$, $-(C_1-C_2\text{-alkylenyl})NR^7R^7$, $-SO_2NR^7R^7$, $-NR^7C(O)OR^7$, $-NR^7C(O)R^7$, $C_1-C_6\text{-alkylamino-}C_1-C_6\text{-alkoxy}$, $C_1-C_6\text{-alkylamino-}C_1-C_6\text{-alkoxy-}C_1-C_6\text{-alkoxy}$, halosulfonyl, optionally substituted 4-6 membered heterocycl-

- 10 carbonylalkyl, $C_{1-4}\text{-alkoxycarbonylamino-}C_{1-6}\text{-alkyl}$, , optionally substituted $C_{3-6}\text{-cycloalkyl}$, optionally substituted 4-6 membered heterocycl, optionally substituted phenyl, optionally substituted phenyl- $C_{1-6}\text{-alkylenyl}$, optionally substituted 4-6 membered heterocycl- $C_{1-6}\text{-alkylenyl}$, 4-6 membered heterocycl- $C_{2-6}\text{-alkenylenyl}$, $C_{1-4}\text{-alkyl}$, cyano, $C_{1-4}\text{-hydroxyalkyl}$, nitro and C_{1-4} -haloalkyl;
- 15

wherein R^3 is phenyl substituted with one or more substituents independently selected from halo, $-OR^7$, $-SR^7$, $-CO_2R^7$, $-CONR^7R^7$, $-COR^7$, $-NR^7R^7$, $-SO_2NR^7R^7$, $-NR^7C(O)OR^7$, $-NR^7C(O)R^7$, $C_{3-6}\text{-cycloalkyl}$, optionally substituted 5-6 membered

- heterocycl, optionally substituted phenyl, $C_{1-4}\text{-alkyl}$, $C_{1-4}\text{-aminoalkyl}$, cyano, C_{1-4} -hydroxyalkyl, nitro and $C_{1-4}\text{-haloalkyl}$;
- 20

wherein R^5 is H;

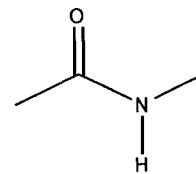
wherein R^{5a} is H;

wherein R^7 is selected from H, $C_{1-4}\text{-alkyl}$, optionally substituted phenyl, optionally substituted phenyl- $C_{1-4}\text{-alkyl}$, optionally substituted 4-6 membered heterocycl,

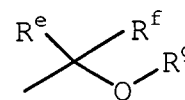
- 25 optionally substituted 4-6 membered heterocycl- $C_{1-4}\text{-alkyl}$, optionally substituted C_3-C_6 cycloalkyl, $C_{1-2}\text{-alkylamino-}C_{1-4}\text{-alkyl}$ and $C_{1-2}\text{-haloalkyl}$;

wherein R^e and R^f are independently selected from H and $C_{1-2}\text{-haloalkyl}$; and

wherein R^8 is selected from H, C_{1-6} -alkyl, optionally substituted phenyl- C_{1-6} -alkyl, 4-6 membered heterocyclyl, optionally substituted 4-6 membered heterocyclyl- C_{1-6} -alkyl, C_{1-4} -alkoxy- C_{1-4} -alkyl and C_{1-4} -alkoxy- C_{1-4} -alkoxy- C_{1-4} -alkyl; and pharmaceutically acceptable derivatives thereof.



3. Compound of Claim 2 wherein A is pyridyl; wherein X is
 wherein Y is -NH-CH₂-; wherein R^2 is unsubstituted or substituted phenyl; wherein substituted R^2 is substituted with one or more substituents independently selected from halo, C_{1-4} -alkyl, optionally substituted C_{3-6} -cycloalkyl, optionally substituted phenyl, optionally substituted phenyl- C_{1-4} -alkylenyl, C_{1-2} -haloalkoxy, optionally substituted phenyloxy, optionally substituted 5-6 membered heterocyclyl- C_{1-4} -alkylenyl, optionally substituted 5-6 membered heterocyclyl- C_{2-4} -alkenylenyl, optionally substituted 5-6 membered heterocyclyl, optionally substituted 5-6 membered heterocyclyloxy, optionally substituted 5-6 membered heterocyclylsulfonyl, optionally substituted 5-6 membered heterocyclylamino, optionally substituted 5-6 membered heterocyclylcarbonyl, optionally substituted 5-6 membered heterocyclyl- C_{1-4} -alkylcarbonyl, C_{1-2} -haloalkyl, C_{1-4} -aminoalkyl, nitro, amino, hydroxy, cyano, aminosulfonyl, C_{1-2} -alkylsulfonyl, halosulfonyl, C_{1-4} -alkylcarbonyl, C_{1-3} -alkylamino- C_{1-3} -alkyl, C_{1-3} -alkylamino- C_{1-3} -alkoxy, C_{1-3} -alkylamino- C_{1-3} -alkoxy- C_{1-3} -alkoxy, C_{1-4} -alkoxycarbonyl, C_{1-4} -alkoxycarbonylamino- C_{1-4} -alkyl, C_{1-4} -hydroxyalkyl, and C_{1-4} -alkoxy; wherein R^3 is phenyl substituted with one or more substituents independently selected from halo, hydroxy, C_{1-4} -alkyl, C_{1-2} -alkoxy, optionally substituted 5-6 membered heterocyclyl- C_{1-2} -alkoxy, amino, C_{1-2} -alkylamino, aminosulfonyl, -NR³C(O)OR⁷, -NR³C(O)R⁷, C_{3-6} -cycloalkyl, optionally substituted 5-6 membered heterocyclyl, optionally substituted phenyl, nitro, C_{1-2} -alkylamino- C_{1-2} -alkoxy- C_{1-2} -alkoxy, cyano, C_{1-2} -alkylamino- C_{1-2} -alkoxy, C_{1-2} -alkylamino- C_{1-2} -alkyl, C_{1-2} -alkylamino- C_{2-3} -alkynyl, C_{1-2} -hydroxyalkyl, C_{1-2} -aminoalkyl, C_{1-2} -haloalkyl, optionally substituted 5-6 membered heterocyclyl- C_{2-3} -alkenyl, and optionally substituted 5-6 membered heterocyclyl- C_{2-3} -alkynyl; and wherein R^7 is selected from H, methyl, phenyl, cyclopropyl, cyclohexyl, benzyl, morpholinylmethyl, 4-methylpiperazinylmethyl, 4-



methylpiperidinylmethyl, 4-morpholinylmethyl, 4-morpholinylethyl, 1-(4-morpholinyl)-2,2-dimethylpropyl, 1-piperdinylethyl, 1-piperdinylpropyl, 1-pyrrolidinylpropyl and trifluoromethyl; wherein R^e and R^f are independently -CF₃; and wherein R^g is selected from H, C₁₋₃-alkyl, optionally substituted phenyl-C₁₋₃-alkyl, optionally substituted 5-6
 5 membered heterocyclyl-C₁₋₃-alkyl, C₁₋₃-alkoxy-C₁₋₃-alkyl and C₁₋₃-alkoxy-C₁₋₃-alkoxy-C₁₋₃-alkyl;
 or pharmaceutically acceptable derivatives thereof.

4. Compound of Claim 3 wherein A is pyridyl; wherein R² is phenyl; wherein substituted R² is substituted with one or more substituents independently selected from
 10 bromo, chloro, fluoro, iodo, nitro, amino, cyano, aminoethyl, Boc-aminoethyl, hydroxy, aminosulfonyl, 4-methylpiperazinylsulfonyl, cyclohexyl, phenyl, phenylmethyl, morpholinylmethyl, methylpiperazinylmethyl, morpholinylethyl, methylpiperazinylpropyl, 1-(4-morpholinyl)-2,2-dimethylpropyl, piperidinylmethyl, morpholinylpropyl, methylpiperidinylmethyl, piperidinylethyl, piperidinylpropyl,
 15 pyrrolidinylpropyl, pyrrolidinylpropenyl, pyrrolidinylbutenyl, fluorosulfonyl, methylsulfonyl, methylcarbonyl, piperidinylmethylcarbonyl, methylpiperazinylcarbonylethyl, methoxycarbonyl, 3-ethoxycarbonyl-2-methyl-fur-5-yl, methylpiperazinyl, methylpiperidyl, 1-methyl-(1,2,3,6-tetrahydropyridyl), imidazolyl, morpholinyl, 4-trifluoromethyl-1-piperidinyl, hydroxybutyl, methyl, ethyl, propyl,
 20 isopropyl, butyl, tert-butyl, sec-butyl, trifluoromethyl, pentafluoroethyl, nonafluorobutyl, dimethylaminopropyl, 1,1-di(trifluoromethyl)-1-hydroxymethyl, trifluoromethoxy, 1,1-di(trifluoromethyl)-1-(piperidinylethoxy)methyl, 1,1-di(trifluoromethyl)-1-(methoxyethoxyethoxy)methyl, 1-hydroxyethyl, 2-hydroxyethyl, 1-aminoethyl, 2-aminoethyl, 1-(N-isopropylamino)ethyl, 2-(N-isopropylamino)ethyl,
 25 dimethylaminoethoxy, 4-chlorophenoxy, phenyloxy, 1-methylpiperidin-4-yloxy, isopropoxy, methoxy and ethoxy; and wherein R³ is phenyl substituted with one or more substituents selected from chloro, fluoro, bromo, hydroxy, methoxy, ethoxy, amino, dimethylamino, diethylamino, 1-methylpiperidinylmethoxy, aminosulfonyl, cyclohexyl, dimethylaminopropynyl, dimethylaminoethoxy, 3-(4-morpholinyl)propyn-1-yl,
 30 dimethylaminoethoxyethoxy, optionally substituted piperidinyl, morpholinyl, optionally substituted piperazinyl, optionally substituted phenyl, methyl, ethyl, propyl, cyano, hydroxymethyl, aminomethyl, nitro and trifluoromethyl;

or pharmaceutically acceptable derivatives thereof.

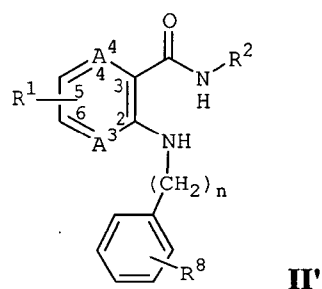
5. Compound of Claim 1 selected from

- N-(4-Chlorophenyl){3-[benzylamino](2-pyridyl)}carboxamide;
N-(4-Chlorophenyl)(3-{[(4-nitrophenyl)methyl]amino}(2-pyridyl))-carboxamide;
5 (2-[[4-methoxyphenyl)methyl]amino](2-pyridyl))-N-(3-fluoro-4-methylphenyl)carboxamide;
2-(3-Fluoro-benzylamino)-N-(4-phenoxy-phenyl)-nicotinamide;
N-(4-Phenoxyphenyl)[2-({[3-(trifluoromethyl)phenyl]methyl}amino)(3-pyridyl)]formamide;
10 (2-{{[4-Fluorophenyl)methyl]amino}(3-pyridyl))-N-(4-phenoxyphenyl)formamide;
N-(4-Phenoxyphenyl)[2-({[4-(trifluoromethyl)phenyl]methyl}amino)(3-pyridyl)]formamide;
(2-{{[2-Bromophenyl)methyl]amino}(3-pyridyl))-N-(4-phenoxyphenyl)formamide;
N-(4-Phenoxyphenyl)[2-({[4-(trifluoromethoxy)phenyl]methyl}amino)(3-pyridyl)]formamide;
15 (2-{{[2,3-Difluorophenyl)methyl]amino}(3-pyridyl))-N-(4-phenoxyphenyl)formamide;
N-(4-Chlorophenyl)(2-{{[4-cyanophenyl)methyl]amino}(3-pyridyl))carboxamide;
N-(4-Chlorophenyl)(2-{{[2-cyanophenyl)methyl]amino}(3-pyridyl))carboxamide;
N-(4-sec-butylphenyl)-2-[(4-fluorobenzyl)amino]nicotinamide;
20 N-(4-tert-Butylphenyl)-2-[(4-fluorobenzyl)amino]nicotinamide;
N-(4-Isopropyl-phenyl)-2-(3-methoxy-benzylamino)-nicotinamide;
(2-{{[4-Fluorophenyl)methyl]amino}(3-pyridyl))-N-[4-(methylethyl)phenyl]carboxamide;
(2-{{[4-Fluorophenyl)methyl]amino}(3-pyridyl))-N-[3-(trifluoromethyl)phenyl]carboxamide;
25 (2-{{[3,4-Dimethoxyphenyl)methyl]amino}(3-pyridyl))-N-[3-(trifluoromethyl)phenyl]carboxamide;
{2-[Benzylamino](3-pyridyl)}-N-[3-(trifluoromethyl)phenyl]-carboxamide;
(2-{{[3-Chlorophenyl)methyl]amino}(3-pyridyl))-N-[3-(trifluoromethyl)phenyl]carboxamide;
30 (2-{{[4-Bromophenyl)methyl]amino}(3-pyridyl))-N-[3-(trifluoromethyl)phenyl]carboxamide;

- (2-{{[(4-Chlorophenyl)methyl]amino}(3-pyridyl))-N-[3-(trifluoromethyl)phenyl]carboxamide;
- (2-{{[(2,4-Difluorophenyl)methyl]amino}(3-pyridyl))-N-[3-(trifluoromethyl)phenyl]carboxamide;
- 5 (2-{{[(4-Fluorophenyl)methyl]amino}(3-pyridyl))-N-[3-(trifluoromethyl)phenyl]carboxamide;
- (2-{{[(3,4-Difluorophenyl)methyl]amino}(3-pyridyl))-N-[3-(trifluoromethyl)phenyl]carboxamide;
- (2-{{[(2,3-Difluorophenyl)methyl]amino}(3-pyridyl))-N-[3-
- 10 (trifluoromethyl)phenyl]carboxamide;
- (2-{{[(2-Fluorophenyl)methyl]amino}(3-pyridyl))-N-[3-(trifluoromethyl)phenyl]carboxamide;
- (2-{{[(2,6-Difluorophenyl)methyl]amino}(3-pyridyl))-N-[3-(trifluoromethyl)phenyl]carboxamide;
- 15 (2-{{[(3-Bromophenyl)methyl]amino}(3-pyridyl))-N-[3-(trifluoromethyl)phenyl]carboxamide;
- (2-{{[(4-Fluorophenyl)methyl]amino}(3-pyridyl))-N-[4-(trifluoromethyl)phenyl]carboxamide;
- N-{3-[3-(Dimethylamino)propyl]-5-(trifluoromethyl)phenyl}(2-{{[(4-
- 20 fluorophenyl)methyl]amino}(3-pyridyl))carboxamide;
- {2-[(3-[3-(Dimethylamino)propyl]-4-fluorophenyl)methyl]amino}(3-pyridyl))-N-[4-(tert-butyl)phenyl]carboxamide;
- {2-[(3-[3-(Dimethylamino)propyl]-4-fluorophenyl)methyl]amino}(3-pyridyl))-N-[4-(trifluoromethyl)phenyl]carboxamide;
- 25 {2-[(3-[3-(Dimethylamino)propyl]-4-fluorophenyl)methyl]amino}(3-pyridyl))-N-(4-bromo-2-fluorophenyl)carboxamide;
- 2-[(4-Fluorobenzyl)amino]-N-[4-tert-butyl-3-(1,2,3,6-tetrahydropyridin-4-yl)phenyl]nicotinamide;
- [2-({[4-Fluoro-3-(3-morpholin-4-yl)prop-1-ynyl]phenyl)methyl]amino}(3-pyridyl))-N-
- 30 [3-(trifluoromethyl)phenyl]carboxamide;
- 2-(4-Fluoro-benzylamino)-N-[3-(2-pyrrolidin-1-yl-ethoxy)-4-trifluoromethyl-phenyl]-nicotinamide;

- 2-(4-Fluoro-benzylamino)-N-[3-(1-Boc-pyrrolidin-2-ylmethoxy)-4-pentafluoroethyl-phenyl]-nicotinamide;
- N-[4-tert-Butyl-3-(1-Boc-piperidin-4-ylmethoxy)-phenyl]-2-(4-fluoro-benzylamino)-nicotinamide;
- 5 N-[3-(1-Boc-pyrrolidin-2-ylmethoxy)-5-trifluoromethyl-phenyl]-2-(4-fluoro-benzylamino)-nicotinamide;
- N-[4-tert-Butyl-3-(1-Boc-pyrrolidin-2-ylmethoxy)-phenyl]-2-(4-fluoro-benzylamino)-nicotinamide;
- 2-(4-Fluoro-benzylamino)-N-[3-(1-Boc-piperidin-4-ylmethoxy)-5-trifluoromethyl-phenyl]-nicotinamide.;
- 10 2-(4-Fluoro-benzylamino)-N-[3-(pyrrolidin-2-ylmethoxy)-4-pentafluoroethyl-phenyl]-nicotinamide;
- 2-(4-Fluoro-benzylamino)-N-[3-(pyrrolidin-2-ylmethoxy)-5-trifluoromethyl-phenyl]-nicotinamide;
- 15 N-[4-tert-Butyl-3-(piperidin-4-ylmethoxy)-phenyl]-2-(4-fluoro-benzylamino)-nicotinamide;
- N-[4-tert-Butyl-3-(pyrrolidin-2-ylmethoxy)-phenyl]-2-(4-fluoro-benzylamino)-nicotinamide;
- 2-(4-Fluoro-benzylamino)-N-[3-(piperidin-4-ylmethoxy)-5-trifluoromethyl-phenyl]-nicotinamide;
- 20 2-(4-Fluro-benzylamino)-N-[3-(1-methyl-pyrrolidin-2-ylmethoxy)-5-trifluoromethyl-phenyl]-nicotinamide; and
- 2-(4-Fluoro-benzylamino)-N-{4-[1-methyl-1-(1-methyl-piperidin-4-yl)-ethyl]-phenyl}-nicotinamide
- 25 and pharmaceutically acceptable salts thereof.

6. Compound of Claim 1 of formula II'



wherein A³ is CH;

wherein A⁴ is N;

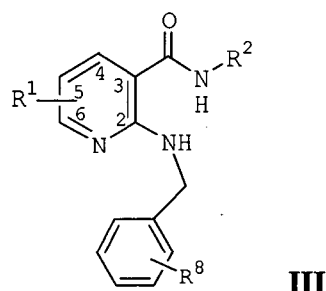
wherein n is 1;

wherein R² is a substituted or unsubstituted phenyl;

- 5 wherein substituted R² is substituted with one or more substituents independently selected from bromo, chloro, fluoro, iodo, nitro, amino, cyano, aminoethyl, Boc-aminoethyl, hydroxy, oxo, aminosulfonyl, 4-methylpiperazinylsulfonyl, cyclohexyl, phenyl, phenylmethyl, morpholinylmethyl, 1-methylpiperazin-4-ylmethyl, 1-methylpiperazin-4-ylpropyl, morpholinylpropyl, piperidin-1-ylmethyl, 1-methylpiperidin-4-ylmethyl, 2-methyl-2-(1-methylpiperidin-4-yl)ethyl, morpholinylethyl, 1-(4-morpholinyl)-2,2-dimethylpropyl, piperidin-4-ylethyl, 1-Boc-piperidin-4-ylethyl, piperidin-1-ylethyl, 1-Boc-piperidin-4-ylethyl, piperidin-4-ylmethyl, 1-Boc-piperidin-4-ylmethyl, piperidin-4-ylpropyl, 1-Boc-piperidin-4-ylpropyl, piperidin-1-ylpropyl, pyrrolidin-1-ylpropyl, 15 pyrrolidin-2-ylpropyl, 1-Boc-pyrrolidin-2-ylpropyl, pyrrolidin-1-ylmethyl, pyrrolidin-2-ylmethyl, 1-Boc-pyrrolidin-2-ylmethyl, pyrrolidinylpropenyl, pyrrolidinylbutenyl, fluorosulfonyl, methylsulfonyl, methylcarbonyl, Boc, piperidin-1-ylmethylcarbonyl, 4-methylpiperazin-1-ylcarbonylethyl, methoxycarbonyl, aminomethylcarbonyl, dimethylaminomethylcarbonyl, 3-ethoxycarbonyl-2-methyl-fur-5-yl, 4-methylpiperazin-1-yl, 4-methyl-1-piperidyl, 20 1-Boc-4-piperidyl, piperidin-4-yl, 1-methylpiperidin-4-yl, 1-methyl-(1,2,3,6-tetrahydropyridyl), imidazolyl, morpholinyl, 4-trifluoromethyl-1-piperidinyl, hydroxybutyl, methyl, ethyl, propyl, isopropyl, butyl, tert-butyl, sec-butyl, trifluoromethyl, pentafluoroethyl, nonafluorobutyl, dimethylaminopropyl, 1,1-di(trifluoromethyl)-1-hydroxymethyl, 1,1-di(trifluoromethyl)-1-(piperidinylethoxy)methyl, 1,1-di(trifluoromethyl)-1-(methoxyethoxyethoxy)methyl, 1-hydroxyethyl, 2-hydroxyethyl, trifluoromethoxy, 1-aminoethyl, 2-aminoethyl, 1-(N-isopropylamino)ethyl, 2-(N-isopropylamino)ethyl, dimethylaminoethoxy, 4-chlorophenoxy, phenyloxy, 30 azetidin-3-ylmethoxy, 1-Boc-azetidin-3-ylmethoxy, pyrrol-2-ylmethoxy, 1-Boc-pyrrol-2-ylmethoxy, pyrrol-1-ylmethoxy, 1-methyl-pyrrol-2-ylmethoxy, 1-isopropyl-pyrrol-2-ylmethoxy, 1-Boc-piperdin-4-ylmethoxy, piperdin-4-ylmethoxy, 1-methylpiperdin-4-yloxy, isopropoxy, methoxy and ethoxy; and

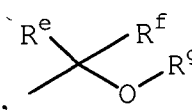
- wherein R^8 is one or more substituents independently selected from H, chloro, fluoro, bromo, hydroxy, methoxy, ethoxy, $-O-CH_2-O-$, trifluoromethoxy, 1-methylpiperidinylmethoxy, dimethylaminoethoxy, amino, dimethylamino, dimethylaminopropyl, diethylamino, aminosulfonyl, cyclohexyl,
- 5 dimethylaminopropynyl, 3-(4-morpholinyl)propyn-1-yl, dimethylaminoethoxyethoxy, 3-(4-morpholinyl)propylamino, optionally substituted piperidinyl, morpholinyl, optionally substituted piperazinyl, optionally substituted phenyl, methyl, ethyl, propyl, cyano, hydroxymethyl, aminomethyl, nitro and trifluoromethyl;
- 10 or pharmaceutically acceptable salts thereof;
- provided R^2 is not 3-trifluoromethylphenyl, when n is 1, and R^8 is 4-hydroxy, 3-hydroxy or H; and further provided R^2 is not 2-methoxyphenyl, when n is 1 and R^8 is H.

7. Compound of Claim 1 of Formula III



- 15 wherein R^2 is selected from unsubstituted or substituted phenyl;
- wherein substituted R^2 is optionally substituted with one or more substituents selected from halo, C_{1-6} -alkyl, optionally substituted C_{3-6} -cycloalkyl, optionally
- 20 substituted phenyl, optionally substituted phenyl- C_{1-4} -alkyl, C_{1-2} -haloalkoxy, optionally substituted phenyloxy, optionally substituted 4-6 membered heterocyclyl- C_{1-4} -alkyl, optionally substituted 4-6 membered heterocyclyl- C_{2-4} -alkenyl, optionally substituted 5-6 membered heterocyclyl, optionally
- substituted 4-6 membered heterocyclyloxy, optionally substituted 4-6 membered
- 25 heterocyclyl- C_{1-4} -alkoxy, optionally substituted 5-6 membered heterocyclylsulfonyl, optionally substituted 5-6 membered heterocyclylamino, optionally substituted 5-6 membered heterocyclylcarbonyl, optionally substituted 5-6 membered heterocyclylcarbonyl- C_{1-4} -alkyl, optionally substituted 5-6

membered heterocyclyl-C₁₋₄-alkylcarbonyl, C₁₋₄-haloalkyl, C₁₋₄-aminoalkyl,
 nitro, amino, hydroxy, oxo, cyano, aminosulfonyl, C₁₋₂-alkylsulfonyl,
 halosulfonyl, C₁₋₄-alkylcarbonyl, amino-C₁₋₄-alkylcarbonyl, C₁₋₄-alkylamino-C₁₋₄-
 4-alkylcarbonyl, C₁₋₃-alkylamino-C₁₋₃-alkyl, C₁₋₃-alkylamino-C₁₋₃-alkoxy, C₁₋₃-
 5 alkylamino-C₁₋₃-alkoxy-C₁₋₃-alkoxy, C₁₋₄-alkoxycarbonyl, C₁₋₄-

alkoxycarbonylamino-C₁₋₄-alkyl, C₁₋₄-hydroxyalkyl,  and C₁₋₄-
 alkoxy;

wherein R^e and R^f are independently selected from H and C₁₋₂-haloalkyl;

wherein R⁷ is selected from H, C₁₋₃-alkyl, optionally substituted phenyl-C₁₋₃-alkyl, 4-6
 10 membered heterocyclyl, and optionally substituted 4-6 membered heterocyclyl-
 C₁-C₃-alkyl;

wherein R^g is selected from H, C₁₋₃-alkyl, optionally substituted phenyl-C₁₋₃-alkyl, 4-6
 membered heterocyclyl, and optionally substituted 4-6 membered heterocyclyl-
 C₁-C₃-alkyl, C₁₋₃-alkoxy-C₁₋₂-alkyl and C₁₋₃-alkoxy-C₁₋₃-alkoxy-C₁₋₃-alkyl; and

15 wherein R⁸ is one or more substituents independently selected from H, halo, amino,
 hydroxy, C₁₋₆-alkyl, C₁₋₆-haloalkyl, C₁₋₆-alkoxy, C₁₋₆-haloalkoxy, C₁₋₆-aminoalkyl,
 C₁₋₆-hydroxyalkyl, optionally substituted phenyl, optionally substituted heterocyclyl,
 optionally substituted heterocyclyl-C₁₋₆-alkoxy, aminosulfonyl, C₃₋₆-cycloalkyl, C₁₋₆-
 alkylamino, C₁₋₆-alkylamino-C₁₋₆-alkyl, optionally substituted heterocyclyl-C₁₋₆-
 20 alkylamino, optionally substituted heterocyclyl-C₁₋₆-alkyl, C₁₋₆-alkylamino-C₂₋₄-
 alkynyl, C₁₋₆-alkylamino-C₁₋₆-alkoxy, C₁₋₆-alkylamino-C₁₋₆-alkoxy-C₁₋₆-alkoxy, and
 optionally substituted heterocyclyl-C₂₋₄-alkynyl;

or pharmaceutically acceptable isomers or derivatives thereof;

provided R² is not 3-trifluoromethylphenyl when R⁸ is 4-hydroxy, 3-hydroxy or H; and

25 further provided R² is not 2-methoxyphenyl when R⁸ is H.

8. Compound of Claim 7

wherein R² is selected from phenyl, where R² is unsubstituted or substituted with one or
 more substituents selected from bromo, chloro, fluoro, iodo, nitro, amino, cyano,
 aminoethyl, Boc-aminoethyl, hydroxy, oxo, aminosulfonyl, 4-

30 methylpiperazinylsulfonyl, cyclohexyl, phenyl, phenylmethyl, morpholinylmethyl,
 1-methylpiperazin-4-ylmethyl, 1-methylpiperazin-4-ylpropyl, morpholinylpropyl,

piperidin-1-ylmethyl, 1-methylpiperidin-4-ylmethyl, 2-methyl-2-(1-methylpiperidin-4-yl)ethyl, morpholinylethyl, 1-(4-morpholinyl)-2,2-dimethylpropyl, piperidin-4-ylethyl, 1-Boc-piperidin-4-ylethyl, piperidin-1-ylethyl, 1-Boc-piperidin-4-ylethyl, piperidin-4-ylmethyl, 1-Boc-piperidin-4-ylmethyl, piperidin-4-ylpropyl, 1-Boc-piperidin-4-ylpropyl, piperidin-1-ylpropyl, pyrrolidin-1-ylpropyl, pyrrolidin-2-ylpropyl, 1-Boc-pyrrolidin-2-ylpropyl, pyrrolidin-1-ylmethyl, pyrrolidin-2-ylmethyl, 1-Boc-pyrrolidin-2-ylmethyl, pyrrolidinylpropenyl, pyrrolidinylbutenyl, fluorosulfonyl, methylsulfonyl, methylcarbonyl, Boc, piperidin-1-ylmethylcarbonyl, 4-methylpiperazin-1-ylcarbonylethyl, methoxycarbonyl, aminomethylcarbonyl, dimethylaminomethylcarbonyl, 3-ethoxycarbonyl-2-methyl-fur-5-yl, 4-methylpiperazin-1-yl, 4-methyl-1-piperidyl, 1-Boc-4-piperidyl, piperidin-4-yl, 1-methylpiperidin-4-yl, 1-methyl-(1,2,3,6-tetrahydropyridyl), imidazolyl, morpholinyl, 4-trifluoromethyl-1-piperidinyl, hydroxybutyl, methyl, ethyl, propyl, isopropyl, butyl, tert-butyl, sec-butyl, trifluoromethyl, pentafluoroethyl, nonafluorobutyl, dimethylaminopropyl, 1,1-di(trifluoromethyl)-1-hydroxymethyl, 1,1-di(trifluoromethyl)-1-(piperidinylethoxy)methyl, 1,1-di(trifluoromethyl)-1-(methoxyethoxyethoxy)methyl, 1-hydroxyethyl, 2-hydroxyethyl, trifluoromethoxy, 1-aminoethyl, 2-aminoethyl, 1-(N-isopropylamino)ethyl, 2-(N-isopropylamino)ethyl, dimethylaminoethoxy, 4-chlorophenoxy, phenoxy, azetidin-3-ylmethoxy, 1-Boc-azetidin-3-ylmethoxy, pyrrol-2-ylmethoxy, 1-Boc-pyrrol-2-ylmethoxy, pyrrol-1-ylmethoxy, 1-methyl-pyrrol-2-ylmethoxy, 1-Boc-piperidin-4-ylmethoxy, piperidin-4-ylmethoxy, 1-methylpiperidin-4-yloxy, isopropoxy, methoxy and ethoxy; and

wherein R⁸ is one or more substituents independently selected from H, chloro, fluoro, bromo, hydroxy, methoxy, ethoxy, -O-CH₂-O-, trifluoromethoxy, 1-methylpiperidinylmethoxy, dimethylaminoethoxy, amino, dimethylamino, dimethylaminopropyl, diethylamino, aminosulfonyl, cyclohexyl, dimethylaminopropynyl, 3-(4-morpholinyl)propyn-1-yl, dimethylaminoethoxyethoxy, 3-(4-morpholinyl)propylamino, optionally substituted piperidinyl, morpholinyl, optionally substituted piperazinyl, optionally substituted phenyl, methyl, ethyl, propyl, cyano, hydroxymethyl, aminomethyl and trifluoromethyl;

or pharmaceutically acceptable derivatives thereof.

9. Compound of Claim 8

wherein R² is selected from phenyl optionally substituted with one or more substituents selected from bromo, chloro, fluoro, morpholinylmethyl, 1-methylpiperazin-4-ylmethyl, 1-methylpiperazin-4-ylpropyl, morpholinylpropyl, piperidin-1-ylmethyl, 1-methylpiperidin-4-ylmethyl, 2-methyl-2-(1-methylpiperidin-4-yl)ethyl, morpholinylethyl, 1-(4-morpholinyl)-2,2-dimethylpropyl, piperidin-4-ylethyl, 1-Boc-piperidin-4-ylethyl, piperidin-1-ylethyl, 1-Boc-piperidin-4-ylethyl, piperidin-4-ylmethyl, 1-Boc-piperidin-4-ylmethyl, piperidin-4-ylpropyl, 1-Boc-piperidin-4-ylpropyl, piperidin-1-ylpropyl, pyrrolidin-1-ylpropyl, pyrrolidin-2-ylpropyl, 1-Boc-pyrrolidin-2-ylpropyl, pyrrolidin-1-ylmethyl, pyrrolidin-2-ylmethyl, 1-Boc-pyrrolidin-2-ylmethyl, 4-methylpiperazin-1-yl, 4-methyl-1-piperidyl, 1-Boc-4-piperidyl, piperidin-4-yl, 1-methyl-(1,2,3,6-tetrahydropyridyl), methyl, ethyl, propyl, isopropyl, butyl, tert-butyl, sec-butyl, trifluoromethyl, pentafluoroethyl, dimethylaminopropyl, dimethylaminoethoxy, 4-chlorophenoxy, phenyloxy, azetidin-3-ylmethoxy, 1-Boc-azetidin-3-ylmethoxy, pyrrol-1-ylethoxy, 1-methyl-pyrrol-2-ylmethoxy, pyrrol-2-ylmethoxy, 1-Boc-pyrrol-2-ylmethoxy, 1-Boc-piperdin-4-ylmethoxy, piperdin-4-ylmethoxy, and 1-methylpiperdin-4-yloxy; and wherein R⁸ is one or more substituents independently selected from H, chloro, fluoro, bromo, cyano, methoxy, -O-CH₂-O-, amino, trifluoromethyl, trifluoromethoxy, 3-(4-morpholinyl)propyn-1-yl, dimethylaminopropyl, and 3-(4-morpholinyl)propylamino; or pharmaceutically acceptable derivatives thereof.

10. A pharmaceutical composition comprising a pharmaceutically-acceptable carrier and a compound as in any of Claims 1-9.

11. A method of treating cancer in a subject, said method comprising administering an effective amount of a compound as in any of Claims 1-9.

12. The method of Claim 11 comprising a combination with a compound selected from antibiotic-type agents, alkylating agents, antimetabolite agents, hormonal agents, immunological agents, interferon-type agents and miscellaneous agents.

13. A method of treating angiogenesis in a subject, said method comprising administering an effective amount of a compound as in any of Claims 1-9.

14. A compound as in any of Claims 1-9 for use in a method of therapeutic treatment for the human or animal body.

15. A method of treating KDR-related disorders in a mammal, said method comprising administering an effective amount of a compound as in any of Claims 1-9.

5 16. A method of treating proliferation-related disorders in a mammal, said method comprising administering an effective amount of a compound as in any of Claims 1-9.

17. Use of a compound of any of Claims 1-9 for preparing a medicament for the treatment of cancer.

10 18. Use of a compound of any of Claims 1-9 for preparing a medicament for the treatment of angiogenesis.

19. Use of a compound of any of claims 1 to 9 for preparing a medicament for the treatment of a KDR-related disorder.

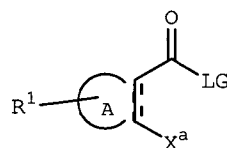
15 20. Use of a compound of any of Claims 1-9 for preparing a medicament for the treatment of cell proliferation.

21. A compound of any of Claims 1-9 or a pharmaceutically acceptable derivative thereof;
for use as an active therapeutic substance.

22. Compound of Claim 21 for its anti-neoplasia use.

20 23. Compound of Claim 21 for its use in the treatment of angiogenesis.

24. A process for preparing a compound of Claim 1 comprising treatment of a compound of the formula



with a primary amine, in the presence of base and an inert solvent; followed by coupling with a primary or secondary a substituted benzylamine;

where LG is halo, X^a is halo, ring A, and R¹ are as defined in Claim 1.

25 A compound of formula I', substantially as herein described with reference to
5 any one or more of the examples but excluding comparative examples.

26. A pharmaceutical composition, substantially as herein described with
reference to any one or more of the examples but excluding comparative examples.

27. A method of treating cancer in a subject, substantially as herein described
with reference to any one or more of the examples but excluding comparative examples.

10 28. A method of treating angiogenesis in a subject, substantially as herein
described with reference to any one or more of the examples but excluding comparative
examples.

29. A method of treating KDR-related disorders in a mammal, substantially as
herein described with reference to any one or more of the examples but excluding
15 comparative examples.

30. A method of treating proliferation-related disorders in a mammal,
substantially as herein described with reference to any one or more of the examples but
excluding comparative examples.

31. Use of a compound of formula I', substantially as herein described with
20 reference to any one or more of the examples but excluding comparative examples.

32. A process for preparing compounds of Claim 1, substantially as herein
described with reference to any one or more of the examples but excluding comparative
examples.

25 DATED this 20th day of June, 2005
Shelston IP
Attorneys for: AMGEN, INC.