S. N. DRAKE.

BALE-TIE.

No. 188,608. Patented March 20, 1877.

Fig. 1.





Fig. 2.

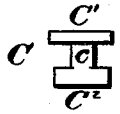

Fig. 3.

Fig. 4.

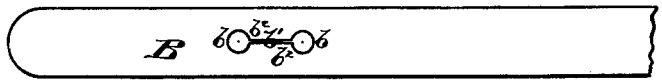

WITNESSES.

E. F. Bates

George E. Graham

INVENTOR.

Simeon N. Drake.

Gilmore & Smith

ATTORNEYS

N. PETERS, PHOTO-LITHOGRAPHER, WASHINGTON, D. C.

UNITED STATES PATENT OFFICE.

SIMEON N. DRAKE, OF NEW ORLEANS, LOUISIANA.

IMPROVEMENT IN BALE-TIES.

Specification forming part of Letters Patent No. **188,608**, dated March 20, 1877; application filed February 24, 1877.

To all whom it may concern:

Be it known that I, SIMEON N. DRAKE, of New Orleans, in the parish of Orleans and State of Louisiana, have invented a new and valuable Improvement in Bale-Ties; and I do hereby declare that the following is a full, clear, and exact description of the construction and operation of the same, reference being had to the annexed drawings, making a part of this specification, and to the letters and figures of reference marked thereon.

Figure 1 of the drawings is a plan view of my bale-tie, and Fig. 2 is a longitudinal vertical sectional view thereof. Fig. 3 is a view of the button, and Fig. 4 a plan view of one end of the tie.

This invention relates to that class of bale-ties in which the ends of the bale-band are fastened by a button; and it consists in reducing the size of the button hole or holes in one end of said bale-band, so as to prevent the button from being detached therefrom.

In the accompanying drawings, A designates one end of a bale-band, B the other end thereof, and C the button whereby said ends are fastened together. Said button consists of a broad upper head, C^1, a narrow lower head, C^2, and an intervening shank, *c*, all made in one piece, as shown in detail in Fig. 3. End A is provided with elongated openings *a*, and end B is provided with perforations *b b*, which are connected by a slot, b^1, and form lips b^2 b^2. These lips are bent apart sufficiently to allow the insertion of button C, the shank *c* of which sets in one of said holes *b*, after which said lips are closed again. The said button C is permanently attached to said end B when in the position stated, as the form of said perforation *b* and the slot b^1 precludes it from being dislodged by any strain to which it will be subjected. In tying or fastening the bale-band, end B is drawn over end A, lower elongated piece C^2 of button C is passed down through one of the elongated openings *a*, in the usual manner, and turned crosswise, and the fastening is complete.

The construction above described enables me to dispense with a washer interposed between said ends A and B, also with a corrugation or recess on said end B to receive said washer, and with all other devices for preventing the separation of said button C from said upper bale-band end.

What I claim as new, and desire to secure by Letters Patent, is—

1. The combination, in a bale-band tie, of end B, having perforations *b b* and connecting-slot b^1, with end A, having elongated openings *a* and button C, substantially as specified.

2. A bale-band having round perforations near one of its ends, and a slit connected therewith, for the purpose of allowing the attachment of button C, as shown and described.

In testimony that I claim the above I have hereunto subscribed my name in the presence of two witnesses.

SIMEON N. DRAKE.

Witnesses:

JNO. H. MANLOVE,

JNO. G. WEBBER.