

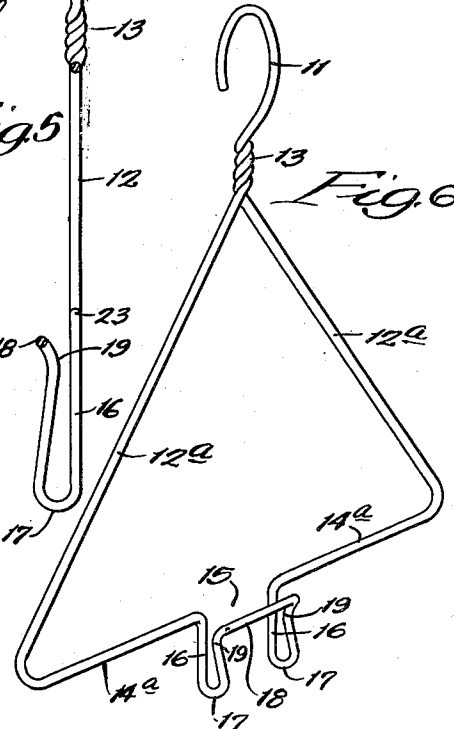
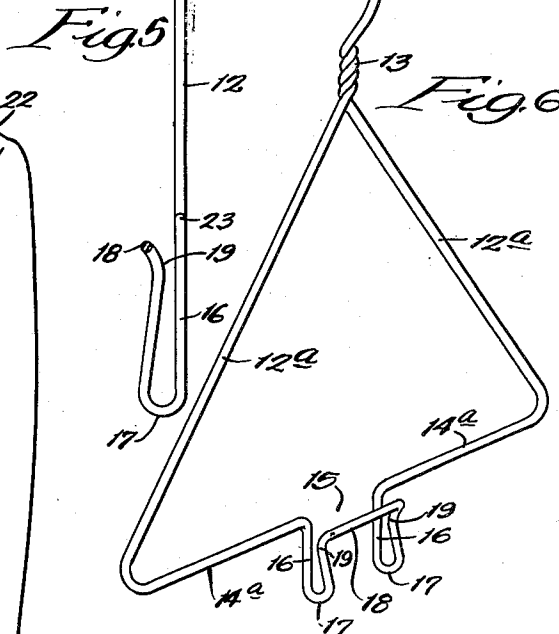

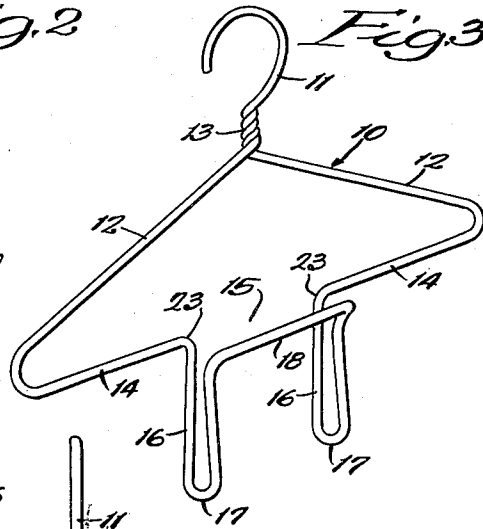
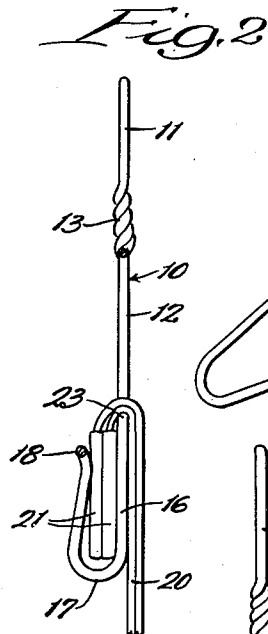
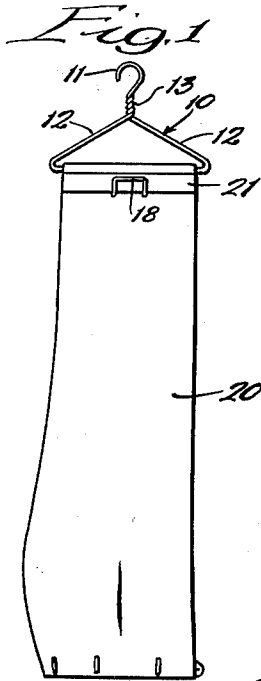
Feb. 24, 1953

J. E. CAMPBELL

2,629,526

CLOTHES HANGER

Filed Nov. 12, 1949



INVENTOR:

John E. Campbell,

BY *Clayton C. Conner & H. M. Hargreaves,*
ATTORNEYS.

UNITED STATES PATENT OFFICE

2,629,526

CLOTHES HANGER

John E. Campbell, Lombard, Ill.

Application November 12, 1949, Serial No. 126,828

4 Claims. (Cl. 223-91)

1

This invention relates to a clothes hanger adapted for the hanging of trousers, coats and other garments, and is particularly useful in connection with the hanging of trousers.

An object of the invention is to provide a hanger of extremely simple and inexpensive structure which effectively holds trousers while also providing a support for coats and other garments. Yet another object is to provide a structure for the effective support of trousers against end-wise slipping and in a firm position while at the same time exerting a minimum of pressure against the portion of the trousers engaged by the hanger. Yet another object is to provide a hanger wherein a minimum of metal or other material is employed while at the same time providing a support for the cuffs of trousers while exerting a minimum of pressure thereon. Other specific advantages will appear as the specification proceeds.

The invention is illustrated in specific embodiments, by the accompanying drawing, in which—

Figure 1 is a side view in elevation of a hanger embodying my invention and illustrated as supporting a pair of trousers; Fig. 2, an enlarged broken vertical sectional view of the structure shown in Fig. 1; Fig. 3, a perspective view of the hanger shown in Fig. 1; Fig. 4, a side view in elevation similar to Fig. 1 but showing a coat also supported by the hanger; Fig. 5, an enlarged vertical sectional view similar to Fig. 2; and Fig. 6, a perspective view of a modified form of hanger adapted particularly for the hanging of trousers.

In the illustration given in Figs. 1 to 5 inclusive, 10 designates a hanger provided with the usual hook 11, and shoulder portions 12, the shoulder portions 12 being connected to the hook 11 by a twisted neck portion 13.

Enclosing the shoulder portions 12 is a horizontal leg 14. The leg 14 is interrupted at 15. At this point a portion of the leg 14 is bent downwardly at 16 and forwardly at 17 to provide a reverse bend and then upwardly to form a relatively broad tongue 18. If desired, the tongue 18 may be bent inwardly at 19 to provide a clamping portion but, for the reasons hereinafter set out, a minimum of pressure is required and if desired, the tongue 18 may be substantially straight.

As illustrated more clearly in Figs. 1 and 2, a pair of trousers 20 is folded over in the cuff and the cuffs 21 are drawn within the pocket provided by the members 16 and 18. Since the cuff end of the trousers is turned through an angle of substantially 180°, it is found that the cuffs tend to remain within the pocket with substantially

2

slight gripping pressure being exerted by the tongue 18. On the other hand, when the trousers are raised to bring them in line with the hook 11, the cuffs slip readily out of the pocket and bear no marks of gripping or any indentations formed as a result of gripping action.

A coat 22 may be placed over the shoulders 12 of the hanger 10 as illustrated more clearly in Fig. 4. It will be understood that a large number of garments of different types may be supported upon the hanger.

In the modification shown in Fig. 6, the shoulders 12a are relatively sharply pitched but the horizontal leg portion 14a is substantially the same as that described in Figs. 1 to 5 inclusive, being provided with an interrupted space 15 and with a tongue 18.

Operation

In the operation of the hanger, the cuff end of the trousers may be secured over the horizontal leg 14 in any suitable manner. It may simply be drawn over the leg and the cuffs pressed downwardly within the pocket between the members 16 and 18. If desired, the trousers may be placed on some flat surface and the horizontal leg 14 drawn under the cuff end, the cuffs being inserted within the pocket. Upon raising the structure, the trouser jaw falls to a position parallel with that of the cuffs and the upper end of the trousers is thus bent through an angle of 180°. In moving the hanger from one point to another, even if the same should become tilted, there is no tendency for the trousers to move end-wise and bunch or to slip off the horizontal leg 14. The interrupted portion 15 permits the central portion of the trousers end to move slightly rearwardly and the engagement thereof with the shoulder 23, as shown best in Fig. 3, prevents lateral movement of the trousers. By virtue of the interrupted space 15 and the tongue 18 aligned therewith, it is found that the trousers are held very securely while at the same time exerting almost negligible pressure against the cuff end of the trousers. Thus, when the trousers are removed, there are no indentations in the cuff indicating clamping conditions.

To remove the trousers from the horizontal leg 14, the top portion of the cuff end of the trousers may be simply raised to withdraw the cuff portion from the pocket formed by the members 16 and 18 and then lifted away from the hanger. If desired, the trousers may be placed upon a flat surface and the hanger turned so that the cuff portion is substantially in line with the

3

remainder of the trousers portion and the hanger may then slide away from the cuffs.

The hanger provides an extremely sturdy support for trousers while at the same time being formed at a minimum of expense. By providing an interrupted space opposite the tongue 18, the trouser end is effectively held not only against removal but against end-wise or bunching movement and the open space is further useful in effecting the ready removal of the cuff portion of the trousers from the pocket.

While in the foregoing specification, I have set forth specific structures in considerable detail for the purpose of illustrating embodiments of my invention, it will be understood that such details of structure may be varied widely by those skilled in the art without departing from the spirit of my invention.

I claim:

1. A trousers hanger comprising a support and a horizontal leg carried thereby, said horizontal leg having at an intermediate point spaced shoulders with integral portions extending downwardly from said shoulders, forwardly and upwardly to provide a tongue forwardly of and opposite the space between said shoulders.

2. In a trousers hanger providing a support, a horizontal leg adapted to receive a pair of trousers folded adjacent the bottom, said leg having at its central portion two downwardly extending, outwardly facing loops spaced apart by a tongue opposite said central portion.

3. In a clothes hanger having a hook support,

4

shoulder portions therebelow and a horizontal leg between said shoulders, said horizontal leg being turned downwardly, outwardly, and upwardly intermediate its center and each shoulder portion to provide two spaced loops connected by a tongue positioned centrally of said horizontal leg and forwardly of the portions thereof adjacent said shoulders.

4. In a hanger for a pair of cuff equipped trousers, a horizontal leg adapted to receive a pair of trousers folded along a line adjacent the cuff, said horizontal leg having at an intermediate point spaced shoulders with integral portions turned downwardly from said shoulders, outwardly, and then upwardly to provide two spaced U-shaped pockets connected by a tongue spaced outwardly from and opposite the space between said shoulders for receiving the cuff of the trousers.

JOHN E. CAMPBELL.

REFERENCES CITED

The following references are of record in the file of this patent:

UNITED STATES PATENTS

Number	Name	Date
789,117	Burt	May 2, 1905
1,574,065	Coney	Feb. 23, 1926
1,910,629	Navarte	May 23, 1933
2,449,868	Waldman	Sept. 21, 1948
2,451,552	Hayward	Oct. 19, 1948
2,545,156	Martin	Mar. 13, 1951