

(No Model.)

J. F. GUIGNON.

CUFF HOLDER.

No. 252,099.

Patented Jan. 10, 1882.

Fig. 1.

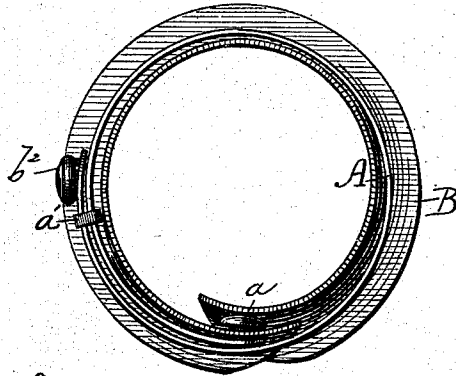
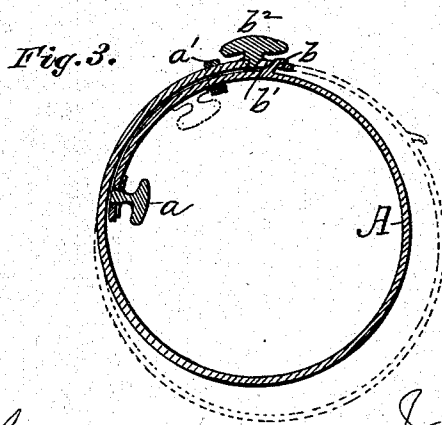
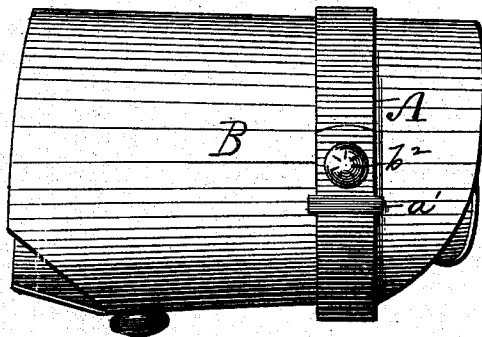


Fig. 2.



WITNESSES:

P. C. Dirterich.
A. G. Lyne.

INVENTOR:

J. F. Guignon
BY *Wm. L.*
ATTORNEYS.

UNITED STATES PATENT OFFICE.

JOSEPH F. GUIGNON, OF ST. LOUIS, MISSOURI.

CUFF-HOLDER.

SPECIFICATION forming part of Letters Patent No. 252,099, dated January 10, 1882.

Application filed April 18, 1881. (No model.)

To all whom it may concern:

Be it known that I, JOSEPH FRANCIS GUIGNON, a citizen of the United States, residing at St. Louis, in the county of St. Louis and State of Missouri, have invented a new and useful Cuff-Holder, of which the following is a full, clear, and exact description, reference being had to the drawings hereto annexed.

My invention relates to women's cuff-holders; and its object is to do away with pinning the cuff to the dress-sleeve, which tends to break and otherwise injure the cuff.

My invention consists in a band of elastic material, which is buttoned to the cuff and allowed to expand against the inside of the dress-sleeve by releasing a catch, as herein-after described.

In the accompanying drawings, Figure 1 shows an inner end view of a cuff with my holder; Fig. 2, a side view of the same, and Fig. 3 a longitudinal section of the holder.

In the accompanying drawings, A represents a light thin band of elastic material, preferably German silver, made of any desirable shape or size, and provided with a button, *a*, on the inner side of one end, by which the holder is secured to the inner end of the reversible cuff B. The opposite end of the band, which overlaps the end which is buttoned to the cuff, is provided with a loop, *a'*, which incloses the two ends, and serves as a guide in adjusting the holder, and prevents the ends from becoming detached by means of contact with the button *a*. At a suitable distance from the end having said button, on the outer periphery of the band, is a stud, *b*, which is inclined away from said end in order that it may the better engage with the catch or slot *b'* in the overlapping end and hold the band in its most contracted position. The slot *b'* is covered on the outer side by an ornamental button, *b²*, which is secured to the band in any desired manner.

The holder as thus constructed is to be buttoned to only one of the holes in the inner end of the cuff, in order that the cuff may be contracted, and thus adapted to the contracted adjustment of the band, whereby both may be easily inserted under the sleeve. When in position a slight contracting pressure on the band will be sufficient to release the catch and allow it to expand against the inner surface of the sleeve, where it will be held securely in position. When it is desired to remove the cuff the band is to be adjusted to its contracted position by pressure of the hand upon the outside of the sleeve, causing the stud to engage with the catch. The inner end of the cuff being thus made smaller than the outer, it may be easily withdrawn from the sleeve.

It is evident that the method of securing the band in any desired position may be varied without departing from the principle of my invention. I therefore do not limit myself to the precise form of construction above described. I also purpose to modify my invention for use upon men's cuffs.

Among other advantages, my cuff-holder will support the sleeve in good shape and keep both sleeve and cuff from contact with the arm, which is very desirable in warm weather.

Having thus described my invention, what I claim as new, and desire to secure by Letters Patent, is—

The band A, having button *a* on inner side of one end, stud *b* on outer surface of same end, and inclined therefrom, loop *a'*, inclosing both ends, slot *b'*, and ornamental button *b²* on overlapping end, in combination with cuff B, substantially as shown and described.

JOSEPH FRANCIS GUIGNON.

Witnesses:

FRANK ROEDER,
EMILE S. GUIGNON.