



- (51) **International Patent Classification:**
H04L 9/08 (2006.01)
- (21) **International Application Number:**
PCT/US2015/058494
- (22) **International Filing Date:**
30 October 2015 (30.10.2015)
- (25) **Filing Language:** English
- (26) **Publication Language:** English
- (30) **Priority Data:**
201410598965.5 30 October 2014 (30.10.2014) CN
- (71) **Applicant:** ALIBABA GROUP HOLDING LIMITED
[—/US]; Fourth Floor, One Capital Place, P.O. Box 847,
George Town, Grand Cayman (KY).
- (72) **Inventors:** FU, Yingfang; Alibaba Group Legal Department, 5/f, Building 3, No. 969 West Wen Yi Road, Yu Hang District, Hangzhou, 311121 (CN). LIU, Shuanlin; Alibaba Group Legal Department, 5/f, Building 3, No. 969 West Wen Yi Road, Yu Hang District, Hangzhou, 311121

(CN). GAO, Yabin; Alibaba Group Legal Department, 5/f, Building 3, No. 969 West Wen Yi Road, Yu Hang District, Hangzhou, 311121 (CN). XIAO, Li; Alibaba Group Legal Department, 5/f, Building 3, No. 969 West Wen Yi Road, Yu Hang District, Hangzhou, 311121 (CN). PANG, Junying; Alibaba Group Legal Department, 5/f, Building 3, No. 969 West Wen Yi Road, Yu Hang District, Hangzhou, 311121 (CN). CHEN, Xiuzhong; Alibaba Group Legal Department, 5/f, Building 3, No. 969 West Wen Yi Road, Yu Hang District, Hangzhou, 311121 (CN). FENG, Liang; Alibaba Group Legal Department, 5/f, Building 3, No. 969 West Wen Yi Road, Yu Hang District, Hangzhou, 311121 (CN).

(74) **Agent:** HAO, James, P.; Murabito, Hao & Barnes, LLP, 2 N. Market St., 3rd Floor, San Jose, CA 95113 (US).

(81) **Designated States** (*unless otherwise indicated, for every kind of national protection available*): AE, AG, AL, AM, AO, AT, AU, AZ, BA, BB, BG, BH, BN, BR, BW, BY, BZ, CA, CH, CL, CN, CO, CR, CU, CZ, DE, DK, DM, DO, DZ, EC, EE, EG, ES, FI, GB, GD, GE, GH, GM, GT, HN, HR, HU, ID, IL, IN, IR, IS, JP, KE, KG, KN, KP, KR,

[Continued on next page]

(54) **Title:** METHOD, APPARATUS, AND SYSTEM FOR QUANTUM KEY DISTRIBUTION, PRIVACY AMPLIFICATION, AND DATA TRANSMISSION

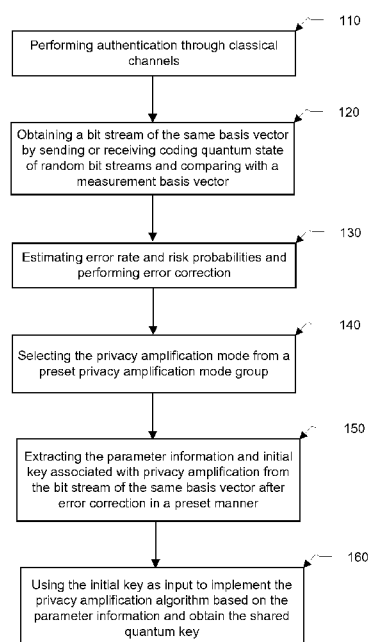


FIG. 1

(57) **Abstract:** A method and apparatus for quantum key distribution comprised of a privacy amplification method and device for the quantum key distribution process as well as a data transmission method and system based on quantum keys is provided, wherein the quantum key distribution method includes the following process: obtaining a bit stream of the same basis vector by sending or receiving coding quantum states of random bit streams and comparing those measurements obtained with the measurement basis vector; in accordance with a preset manner, extracting parameter information associated with privacy amplification and initial key information from the bit stream of the same basis vector after error correction; and using the initial key as an input to implement the privacy amplification algorithm based on the parameter information and thereby obtain shared quantum keys. Utilization of the method detailed herein can eliminate security risks in the negotiation of privacy amplification parameters in the alternative channel and effectively improve the security of quantum key distribution processes.



KZ, LA, LC, LK, LR, LS, LU, LY, MA, MD, ME, MG, MK, MN, MW, MX, MY, MZ, NA, NG, NI, NO, NZ, OM, PA, PE, PG, PH, PL, PT, QA, RO, RS, RU, RW, SA, SC, SD, SE, SG, SK, SL, SM, ST, SV, SY, TH, TJ, TM, TN, TR, TT, TZ, UA, UG, US, UZ, VC, VN, ZA, ZM, ZW.

TZ, UG, ZM, ZW), Eurasian (AM, AZ, BY, KG, KZ, RU, TJ, TM), European (AL, AT, BE, BG, CH, CY, CZ, DE, DK, EE, ES, FI, FR, GB, GR, HR, HU, IE, IS, IT, LT, LU, LV, MC, MK, MT, NL, NO, PL, PT, RO, RS, SE, SI, SK, SM, TR), OAPI (BF, BJ, CF, CG, CI, CM, GA, GN, GQ, GW, KM, ML, MR, NE, SN, TD, TG).

(84) Designated States (*unless otherwise indicated, for every kind of regional protection available*): ARIPO (BW, GH, GM, KE, LR, LS, MW, MZ, NA, RW, SD, SL, ST, SZ,

Published:

— *with international search report (Art. 21(3))*

METHOD, APPARATUS, AND SYSTEM FOR QUANTUM KEY DISTRIBUTION, PRIVACY AMPLIFICATION, AND DATA TRANSMISSION

CROSS-REFERENCE TO RELATED APPLICATION

[001] The application claims the benefits to Chinese Patent Application No. 201410598965.5, filed on October 30th, 2014, which is incorporated herein by reference in its entirety.

TECHNICAL FIELD

[002] The present disclosure relates generally to the field of quantum key and, more particularly, to methods for quantum key distribution. The present disclosure also provides an apparatus and process for quantum key distribution, a privacy amplification method, as well as a data transmission method and system based on quantum keys.

BACKGROUND

[003] The security level of classical cryptography is based on computational complexities such as discrete algorithm, factoring, and other difficult considerations. However, the rapid improvement in computing capabilities offered by cloud computing, quantum computing, etc. has enabled the potential for the deciphering of classical cryptography methodology. Accordingly, due to this change in circumstances, classical cryptography is facing significant challenges in the modern age; the unique security level afforded by quantum cryptography has brought this form of cryptography to the forefront of attention, thereby establishing its relevance.

[004] As a cross product of quantum mechanics and cryptography, the security of quantum cryptography is guaranteed by the doctrine of quantum mechanics, which is based on quantum principles that exist regardless of an attacker's computing capability and storage capacity. The basic principles of quantum mechanics include the following: the uncertainty principle of unknown quantum states, the principle of measurement collapse, non-cloning principle, etc. According to these principles, any operation that attempts to intercept or measure quantum keys will result in a change in the quantum states. As a result of such changes in the quantum states, an

eavesdropper or hacker would only be able to obtain insignificant information. Additionally, a legitimate receiver of the information could discover from changes in quantum states that the quantum passwords have been intercepted or compromised.

[005] Based on the characteristics of quantum passwords, a quantum key distribution protocol such as BB84 has been proposed. The communicating parties using these protocols would share a set of secure keys for encrypting and decrypting information. Quantum key distribution processes typically include the following steps: 1) Initially, an original key negotiation phase takes place. Here, a sender would first load certain key information into the quantum states via a modulation process and then send the loaded information to a receiving party or receiver through a quantum channel. From there, the receiver would measure the received quantum states in a random manner; 2) Next, there is a key-screening stage in which two communicating parties would screen the original keys by comparing the measurement base vector of each measurement through classical communication channels; 3) At the third step, the parties would determine whether it is necessary to discard the present key distribution process for another by estimating and analyzing the bit error rate in the transmission process; 4) During a data negotiation phase, parties through a classical channel are able to correct part of the remaining keys (i.e., error correction) and obtain a shared initial key; 5) Finally, there is a privacy amplification phase (i.e., privacy enhancement or secrecy enhancement phase), in which the parties first use privacy amplification algorithms to minimize the amount of information that could possibly be obtained by an eavesdropper and then confirm that the communicating parties end up obtaining a set of shared quantum keys that are unconditionally secure (i.e., shared keys).

[006] Additionally, hash functions are used to implement the above privacy amplification phase. To elaborate, in the privacy amplification phase, the same hash function libraries, which are preset in the quantum devices of the communicating parties, are coupled with description characters of the hash function (i.e., the parameter associated with the implementation of hash functions) that are selected by a negotiation of the communicating parties through classical channels. After reaching an agreement between the communicating parties, initial keys obtained in the data negotiation phase are then input to generate the final shared keys by using the same hash function as that in the privacy amplification phase.

[007] Although quantum cryptography has advantages by virtue of its principles, defects present in the light source device or channels can make it possible for an eavesdropper to hack the quantum channel transmission process and obtain part of the key information - as well as any subsequent data being processed - through the hacking process. For example, due to a lack of ideal single photon source(s), there is a loss in the channel, subsequently resulting in limited detector efficiency, etc. This occurs because weak coherent light sources are often used instead of ideal single photon sources. Accordingly, the existence of multi-photon pulses in the weak coherent light source makes it possible for an eavesdropper to carry out beam-splitting attacks (i.e., PNS attack). To counter such beam-splitting attacks, a decoy-state quantum key distribution scheme is used, in which the sender introduces a single photo decoy-state that pulses with different randomly-generated intensities. However, an eavesdropper may still be able to distinguish the information state from the decoy state by carrying out statistical studies of the fluctuation of the light intensity. As a result, even this type of system may be vulnerable and an eavesdropper may still obtain some quantum key information.

[008] Under these circumstances, the privacy amplification phase aimed at reducing the amount of information the eavesdropper can get becomes more important. However, because the parameter negotiation process has already been completed in classical channels, there is not only an increased risk of eavesdropping, but also other eavesdropping actions in classical channels which may not be detected by the communicating parties. Thus, it is clear that noticeable security risks exist which must be addressed.

SUMMARY OF THE DISCLOSURE

[009] Embodiments of the present disclosure provide mechanisms based on quantum keys for eliminating security risks in the quantum key distribution process caused by negotiating privacy amplification parameters in classical channels.

[010] Consequently, one embodiment of the present disclosure employs methods of quantum key distribution. The method includes the following: obtaining a bit stream of the same basis vector by sending or receiving coding quantum states of random bit streams and comparing those measurements obtained with the measurement basis vectors; extracting parameter information and initial keys associated with privacy amplification from the bit stream of the same basis vector

after error-correction in a preset manner; and acquiring shared quantum keys by using initial keys as input to implement the privacy amplification algorithm based on the parameter information.

[011] According to another embodiment of the present disclosure for quantum key distribution, the device comprises a bit stream acquisition module used for obtaining a bit stream of the same basis vector by sending or receiving coding quantum states of random bit streams and comparing those with the measurement basis vectors. After error correction in a preset manner, a parameter extraction module is then used to extract parameter information and initial keys associated with privacy amplification from said bit stream of the same basis vector. Finally, a privacy amplification module uses initial keys as input to implement the privacy amplification algorithm and obtain the shared quantum key based on the parameter information.

[012] According to yet another embodiment of the present disclosure, the data transmission method based on quantum key includes the following steps: the sender uses the shared quantum key to encrypt data to be transmitted and then sends the encrypted data to the receiver; the receiver utilizes the same shared quantum key to decrypt the data received; during the quantum key distribution process, the sender's and receiver's quantum communication device (that exists in the same trusted network as the sender and the receiver respectively) obtains a shared quantum key to be used by both the sender and receiver.

[013] Furthermore, the present disclosure also provides a data transmission system based on quantum key, comprised of: the sender's device for providing the data to be transmitted; the quantum communication device that has the quantum key distribution device which is deployed on the sender's side to provide data to be transmitted via the sender device; the quantum communication device that has the quantum key distribution device which is deployed on the receiver's side; and the receiver's device that receives the described data to be transmitted.

[014] The quantum key distribution method provided by the present disclosure is improved in its parameter acquisition manner in the privacy amplification phase. There is no longer a need to use the simple classical or alternative channel negotiation manner; instead, an extraction of the parameter information associated with privacy amplification from the initial bit stream is negotiated through quantum channels, thus resulting in both the implementation of the privacy amplification algorithm based on the described parameter information and the obtainment of a

shared quantum key. Based on its own principles, the security level of the quantum transmission process and the analysis of error rate in the quantum channel transmission process inform the user if there are eavesdroppers. Such a process thereby eliminates the safety risks present in the privacy amplification parameter negotiation process in classical or alternative channels and effectively improves the security level of the quantum key distribution process.

[015] The privacy amplification method provided by the present disclosure for the quantum key distribution process selects the privacy amplification strategy from the preset privacy amplification strategies group according to certain restrictions. For example, the process uses the obtained initial keys as input to implement the privacy amplification algorithm which corresponds to the selected privacy amplification strategy. Using the above mentioned privacy amplification technique in the quantum key distribution process, the problems of low key production rate caused by using hash algorithms in the privacy amplification phase can be alleviated. Additionally, this technique allows for the selection of various privacy amplification strategies and other differences added by use of a strategy selection mechanism that enable the further implementation of privacy amplification algorithms of different types according to different restrictions. Therefore, it is possible to improve the key production rate while guaranteeing a particular security level.

[016] This summary contains, by necessity, simplifications, generalizations, and omissions of detail; consequently, those skilled in the art will appreciate that the summary is illustrative only and is not intended to be in any way limiting. Other aspects, inventive features, and advantages of the present disclosure, as defined solely by the claims, will become apparent in the non-limiting detailed description set forth below.

DESCRIPTION OF THE DRAWINGS

[017] Embodiments of the present disclosure will be better understood from a reading of the following detailed description, taken in conjunction with the accompanying figures in which like reference characters designate like elements and in which:

[018] FIG. 1 is a flowchart of a quantum key distribution method in accordance with an embodiment of the present disclosure;

[019] FIG. 2 is a flowchart showing an exemplary process of estimating the error rate and risk probabilities and performing error correction in accordance with an embodiment of the present disclosure;

[020] FIG. 3 is a flowchart showing an exemplary process of implementing the privacy amplification algorithm in accordance with an embodiment of the present disclosure;

[021] FIG. 4 is a schematic diagram of a quantum key distribution apparatus in accordance with an embodiment of the present disclosure;

[022] FIG. 5 is a flowchart of a privacy amplification method for the quantum key distribution process in accordance with an embodiment of the present disclosure;

[023] FIG. 6 is a schematic diagram of a privacy amplification apparatus for the quantum key distribution process in accordance with an embodiment of the present disclosure;

[024] FIG. 7 is a flowchart of a data transmission method based on quantum keys in accordance with an embodiment of the present disclosure;

[025] FIG. 8 is a schematic diagram of a data transmission method based on quantum keys in accordance with an embodiment of the present disclosure; and

[026] FIG. 9 is a schematic diagram of a data transmission system based on quantum keys in accordance with an embodiment of the present disclosure.

DETAILED DESCRIPTION

[027] Reference will now be made in detail to the preferred embodiments of the present invention, examples of which are illustrated in the accompanying drawings. While the invention will be described in conjunction with the preferred embodiments, it will be understood that they are not intended to limit the invention to these embodiments. On the contrary, the invention is intended to cover alternatives, modifications, and equivalents which may be included within the spirit and scope of the invention as defined by the appended claims. Furthermore, in the following detailed

description of embodiments of the present invention, numerous specific details are set forth in order to provide a thorough understanding of the present invention. However, it will be recognized by one of ordinary skill in the art that the present invention may be practiced without these specific details. In other instances, well-known methods, procedures, components, and circuits have not been described in detail so as to avoid unnecessarily obscuring aspects of the various embodiments of the present invention. The drawings showing embodiments of the invention are semi-diagrammatic and not to scale; in particular, some of the dimensions are for clarity of presentation and are shown exaggerated in the drawn Figures. Similarly, although the views in the drawings for the ease of description generally show similar orientations, this depiction in the Figures is arbitrary for the most part. Generally, the invention can be operated in any orientation.

[028] It should be borne in mind, however, that all of these and similar terms are to be associated with the appropriate physical quantities and are merely convenient labels applied to these quantities. Unless specifically stated otherwise, as apparent from the following discussions, it is appreciated that throughout the present invention, discussions utilizing terms such as "processing," "accessing," "executing," "storing," "rendering," or the like refer to the action and processes of a computer system or similar electronic computing apparatus that both manipulates and transforms data represented as physical (electronic) quantities within the computer system's registers, memories, and other computer readable media into other data similarly represented as physical quantities within the computer system's memories, registers, or other such information storage, transmission, or client apparatus. When a component appears in several embodiments, the use of the same reference numeral signifies that the component is the same component illustrated in the original embodiment.

[029] This application provides a quantum key distribution method and apparatus, a privacy amplification method and apparatus for the quantum key distribution process, a data transmission method based on quantum keys, as well as a data transmission system based on quantum keys which are described in detail one-by-one in the following embodiments.

[030] FIG. 1 shows a token of quantum key distribution method 100 by which the present disclosure may be implemented. The method 100 includes the following steps, as detailed below.

[031] Initially, Step 110 performs authentication through classical or alternate channels. The quantum key distribution method provided herein, which is based on existing quantum key distribution protocols, improves the privacy amplification phase of the methodology. The acquisition of the parameter associated with privacy amplification is no longer based on a simple classical or alternative channel negotiation manner, but is instead performed by an extraction from the bit stream as negotiated through a quantum channel, which thereby enhances the security of quantum key distribution processes. Since the ultimate goal of the quantum key distribution process is for the quantum communication apparatus of the sender and receiver to obtain the same securely-shared quantum keys (i.e., shared keys), the quantum key distribution method provided by the present disclosure needs to be implemented in the above described two quantum communication apparatus.

[032] For example, authentication of the other devices that participate in the quantum key distribution process is not performed through the classical or alternative channels until the shared quantum key is generated. This is to ensure that the information transmitted through the classical or alternative channels has not been tampered with by any malicious intermediaries. For the above described process, an embodiment of the present disclosure provides a preferred implementation technique, namely: before starting the quantum key distribution process, the first step of the present process is performed to confirm the identities of each of the communicating parties through a classical or alternative channel, thereby confirming the identities of both the sender and receiver of the light source. Such a confirmation process is performed to prevent man-in-the-middle-attacks (MITM) during the key negotiation process.

[033] Specifically, the sender's quantum communication device sends the authentication and quantum key negotiation request to the receiver's quantum communication device. The receiver's quantum communication device responds to the other's request, verifies the other's identity, and sends its own identity-related information to the sender's quantum communication device. The sender's quantum communication device then uses a similar way to verify the other party's identity. If one party fails to pass the authentication, the subsequent quantum key distribution process will not be initiated, and this process will be terminated.

[034] In a specific example according to an embodiment of the present disclosure, the sender's quantum communication device A presets its own identity to be UserId_A , with authorization certificate $\text{Cert}_{\text{UserId}_A}$ issued by the authority, and the shared (both the sender's and receiver's quantum communication device) authentication Key Key_{A_B} . The receiver's quantum communication device B presets its identity to be UserId_B , with authorization certificate $\text{Cert}_{\text{UserId}_B}$ issued by the authority, and the shared authentication key Key_{A_B} , in which the authentication key shared by both parties can be acquired through other trusted ways like text messages, mails, etc. and processed accordingly.

[035] In this step of authentication, the quantum communication device A sends UserId_A , $\text{Cert}_{\text{UserId}_A}$, and nounce_A , which are encrypted by Key_{A_B} , to the quantum communication device B through classical channels, wherein nounce_A is a random number. After the quantum communication device B receives the above information, it uses Key_{A_B} to decrypt and verify the legitimacy of UserId_A and $\text{Cert}_{\text{UserId}_A}$ through a specific algorithm or uses its stored information of the other device for comparison and then sends UserId_B , $\text{Cert}_{\text{UserId}_B}$, and nounce_A-1 , which are encrypted by Key_{A_B} , to the quantum communication device A through classical channels. The quantum communication device A uses the same manner as described above to decrypt the received information and verify its legitimacy. If after the above mentioned verification process quantum communication devices A and B both determine that the other device is legitimate, the subsequent quantum key distribution process can be started.

[036] In the above example of an embodiment of the present disclosure, a specific example of authentication through classical channels is shown. In other embodiments in accordance with the present disclosure, other authentication methods can be used as long as there can be verification of the legitimacy of the other devices that are going to negotiate the quantum key.

[037] In Step 120 of FIG. 1, a bit stream of the same basis vector is obtained by sending or receiving coding quantum states of random bit streams and comparing those values with a measurement basis vector. The sender's quantum communication device generates a set of binary bit stream randomly, selects basis vectors to prepare corresponding encoding quantum states, and then sends those to the receiver's quantum communication device through a quantum channel. The receiver's quantum communication device then selects a measurement basis vector randomly for

measurement after receiving the quantum states. Since there are a variety of polarization states in a single-photon and the basis vector selection processes of the sender and receiver are completely random and independent of each other, the binary bit stream received by the receiver's quantum communication device through the aforementioned process is quite different from that sent by the sender's quantum communication device, known as the "error rate."

[038] To reduce the error rate, both the sender's and the receiver's quantum communications devices need to compare basis vectors to select relevant results. The receiver's quantum communication device makes its own measurement basis vector available through classical channels and the sender's quantum communication device compares its own prepared basis vector with the information disclosed above and discloses the same part of the basis vectors used by both parties. The two parties retain only the binary bit stream of the same basis vector. Through this process, about half of the data is filtered out, leaving a bit stream of the same basis vector described in this application (also referred to as the initial key in prior art).

[039] Step 130 of FIG. 1 estimates the error rate and risk probabilities and also performs the error correction. As an example of this estimation and risk assessment, both the sender's and the receiver's quantum communication apparatuses select and disclose part of the obtained initial keys through classical channels randomly and estimate the error rate of this quantum channel transmission based on the disclosed information. If the error rate is within a preset threshold range, this disclosed part would be removed from the initial binary bit stream and error correction would be performed on the remaining part (i.e., error correction), so that the sender and receiver's quantum communication apparatus obtain the same initial keys. In order to guarantee security (since it is difficult to distinguish error due to the environmental impact caused by detector noise from eavesdropping), if the error rate exceeds the preset threshold value range, the error is generally considered to be caused due to eavesdropping. When the error rate exceeds a preset threshold value range, keys produced by this key distribution process would be given up and an operation of this method would be terminated.

[040] The embodiments of the present disclosure improve the aforementioned process of determining the error rate by adding a new reference factor in the determination process so that the

determination process is more accurate and flexible. This will be explained in more detail from Steps 131 to 133 with reference to FIG. 2.

[041] Step 131 compares part of the information from the bit stream of the same basis vector with the other device that participates in the quantum key distribution process and calculates a parameter value that characterizes security conditions of this quantum channel transmission process.

[042] By publicly comparing part of the information from the bit stream of the same basis vector through classical channels, the parameter value that characterizes security conditions of this quantum channel transmission process can be calculated. The parameter values include the bit error rate and risk probabilities of various attacks in this quantum transmission process wherein the bit error rate is the ratio of the number of inconsistent bits versus the total number of all bits. The risk probabilities of various attacks are the probabilities of various attacks that may exist in the quantum transmission, with the various attacks including strong light blinding attacks, beam-splitting attacks, dead time attacks, etc. On one hand, because the error rates caused by different attacks normally differ in their values, by analyzing the aforementioned error rate, it can be determined whether there is a risk of certain attack. On the other hand, since the number and distribution of the error rates caused by different attacks normally differ in their values, it can also be determined if there is a risk of certain attack; the corresponding risk probability can be estimated by analyzing the error data and log data in the quantum channel transmission process by using data mining technology.

[043] Step 132 determines whether the parameter value characterizing security conditions is greater than a preset safety threshold. If so, operation of this method would be terminated; if not, Step 133 would be performed.

[044] As there is more than one parameter value characterizing security conditions obtained from the embodiment, it is possible to implement different and relatively flexible determination methods according to the needs of specific scenarios. For example, it is possible to get a weighed summation of the obtained bit error rate and various risk probabilities according to the preset weight coefficient and, from there, determine whether the obtained value is greater than a preset safety threshold or determine if any of the described bit error rate and various risk

probabilities is greater than the corresponding preset safety threshold value. If the output of the determination is "YES," indicating that the completed quantum channel transmission process is unsafe, this quantum key distribution process would be abandoned and the method would be terminated; otherwise, the process would proceed to Step 133.

[045] Step 133 performs error correction on the bit stream of the same basis vector after eliminating said part of the information. This process is often referred to as data coordination or the error correction process. The quantum communication device of both parties involved in quantum key distribution obtains a consistent set of binary bit stream for the two communicating parties using the classical channel error correction coding technology through public classical channels.

[046] It should be noted that this embodiment uses the bit error rate and risk probabilities of various attacks as a reference to determine if the quantum channel transmission process is safe and provides two determination manners schematically in Step 132. In other implementation manners, it is advisable to obtain or calculate other index values as the basis for determination and use other determination manners to achieve the same technical solution provided by this application.

[047] Step 140 selects the privacy amplification strategy from a preset privacy amplification strategies group. Upon completion of Step 130, parameter information and initial keys associated with privacy amplification can be extracted from the bit stream of the same basis vector after error correction and the privacy amplification algorithm can then be implemented. Considering that existing privacy amplification algorithms are typically implemented by using common hash functions which, in turn, leads to a low quantum key production rate, an embodiment of this application provides another implementation manner that selects the privacy amplification strategy before extracting the privacy amplification parameter and implementing privacy amplification; depending on the specific strategy selected, the parameter is then extracted and the privacy amplification algorithm corresponding to the strategy is implemented. This manner introduces different types of algorithms to the privacy amplification phase to make it possible to improve the quantum key production rates.

[048] In order to achieve the above functions, the quantum communication device for both parties that are involved in the quantum key distribution process can preset the same privacy

amplification strategies group as well as rule on how to select the privacy amplification strategy. The described rules are a series of conditions for rule mapping, with the input meeting the specific requirements corresponding to the specific privacy amplification strategy in said privacy amplification strategies group. Each of the privacy amplification strategies corresponds to a particular privacy amplification algorithm, such as the hash algorithm or a key shift algorithm.

[049] The selection of the privacy amplification strategy can be based not only on the error rate and risk probabilities of various attacks calculated in Step 130, but also other reference data for the selection of the privacy amplification strategy (e.g., the security level of the data to be encrypted). Since the security level of the data to be encrypted is generally derived from the application level and associated with a specific business, it is possible to use the parameter negotiation process to obtain this data in the privacy amplification phase.

[050] In a specific example of this embodiment, the quantum communication device located on the side of the sender of the data to be encrypted can learn about the security level of the data from the device that provides the data to be encrypted or, alternatively, from the business application level; the device can then take the initiative to transmit the security level of the data to the receiver's quantum communication device through the classical channel and allow the receiver's quantum communication process to confirm (i.e., complete) the negotiation process. If the sender is not informed of the security level of the data to be transmitted, in order to complete the negotiation process, it is possible for the receiver's quantum communication device to send the recommended security level according to the specific business scenario which is confirmed by the sender's quantum communication device.

[051] After obtaining the security level of the data to be transmitted through the negotiation process, one can follow preset rules to select the corresponding privacy amplification strategy using the error rate, risk probabilities of various attacks, and said security level obtained in Step 130 as input. In the case of sensitive data that requires a relatively high security level, for example, one can select a privacy amplification strategy based on hash algorithm; for general data that requires a relatively lower security level - even if the estimated error rate or risk probabilities are relatively high - one does not have to choose a privacy amplification strategy based on hash algorithm; a privacy amplification strategy based on shift algorithm can instead be selected.

[052] The above selection of strategy is actually a process of comprehensive consideration and weighed selection based on the error rate, risk probabilities, and the security level of data. While the safety level of hash functions is usually relatively high, because hash functions are essentially a kind of compressed mapping, the length of the shared key produced by using hash functions as a means to implement privacy amplification is usually much smaller than the length of the initial key used as the input for the hash function. This results in a relatively low key production rate. Although its security level is not as high as hash functions, shift algorithm, by comparison, does not have much length loss for the produced shared key, so it is possible to obtain a relatively high key production rate. The aforementioned preferred implementation manner through the strategy selection process can not only improve the quantum key production rate when providing the corresponding security level, but also flexibly balance the key production rate and the security level of quantum key distribution.

[053] This embodiment uses the bit error rate, risk probabilities, and the security level of the data to be encrypted as input conditions for selecting the privacy amplification strategy. In other implementation methods, it is also possible to employ other combinations of each of the above described input conditions (e.g., using error rate and the security level of the data to be encrypted as the input conditions for selecting the privacy amplification strategy). This embodiment exemplifies privacy amplification strategies based on hash functions and shift algorithm. In other implementation methods, however, it is advisable to implement other privacy amplification strategies, such as a privacy amplification strategy based on compression algorithm. One can also choose other business characteristics associated with the data to be encrypted (besides the security level) as the input conditions for selecting privacy amplification strategies as long as the privacy amplification strategy selected corresponds to the specific input condition and balances the key production rate and the security level of the quantum key distribution to a certain degree.

[054] Following a preset manner, Step 150 extracts the parameter information and initial key associated with the privacy amplification phase from said bit stream of the same basis vector after error correction.

[055] After error correction, the sender's and receiver's quantum communication devices have shared the same set of bit stream. However, it is still possible that eavesdroppers can obtain

part of the shared information in the previous phases (e.g., the quantum transmission and error correction phases). In order to minimize the amount of information obtained by an eavesdropper, privacy amplification algorithms are usually needed. By implementing privacy amplification algorithms, it is possible to minimize the information obtained by the eavesdropper from the above bit stream so that both the sender's and the receiver's quantum communication devices can share a set of unconditionally secure keys.

[056] Before the implementation of privacy amplification algorithms, it is first necessary to obtain parameter information associated with the implementation of the privacy amplification algorithm. Only if the parameter information is determined can the specific algorithm be implemented. The quantum key distribution method provided herein does not use the conventional manner of acquiring parameters simply by negotiation through the classical channel, but instead extracts the parameter information associated with privacy amplification from the bit stream negotiated through quantum channels, thereby increasing the security level of the quantum key distribution process. Specifically, it extracts a partial bit stream as the parameter information associated with privacy amplification in a prescribed manner from the same base vector bit stream after error correction and then uses the remaining bit stream as the initial keys (the initial keys being the input for the subsequent implementation of privacy amplification). It is also possible to use the bit stream of the same basis vector after error correction as the initial keys and to extract a partial bit stream as the parameter information associated with privacy amplification in a preset manner from the initial keys. For example, the first 2,048 bits may be used as the parameter information and the remaining bits as the initial keys.

[057] Subsequently, in the preset manner, each specific parameter associated with the implementation of the privacy amplification algorithm is extracted from the parameter information. If the previous step selects the privacy amplification strategy by the preferred implementation method as described in Step 140, the specific parameter corresponding to the selected privacy amplification strategy can be extracted from the above described parameter information.

[058] If the selected privacy amplification strategy is the privacy amplification strategy based on hash algorithm, specific parameters that can be extracted include: key length, the number of binary bits per each hash function coefficient, the interception position from initial keys, and the

hash function serial number. Normally the same hash function libraries are preset in the sender's and receiver's quantum communication devices that participate in the quantum key distribution process, so the hash function serial number can be used to uniquely identify the hash function in the library. In this specific implementation, it is advisable to instead use the hash function degree (i.e., the highest index of x in the polynomial) and hash function coefficients in lieu of the hash function serial number to uniquely identify hash functions. In this case, it is necessary to extract the hash function degree and hash function coefficients correspondingly from the above parameter information.

[059] If the selected privacy amplification strategy is the privacy amplification strategy based on shift algorithm, said parameter information corresponding to the privacy amplification strategy includes the key length and key shift algorithm serial number; alternatively, if the algorithm serial number is not used to uniquely identify the shift algorithm, the two specific parameters of key shift direction and shift number can be extracted from the above parameter information. The above extraction process of the initial key and parameter information should be implemented in the preset manner by the quantum communication device of both parties that participates in the quantum key distribution process in order to ensure that both parties obtain the same initial key and parameter. In the specific implementation, it is advisable to preset the manner of extracting the information mentioned above in the quantum communication device of both parties and perform extraction each time according to the preset manner. Alternatively, dynamic negotiation may be utilized, in which the quantum communication device of both parties negotiates the specific manner of extracting the information through classical channels.

[060] It should be noted that this embodiment describes the implementation manner for extracting the parameter information associated with privacy amplification from the bit stream negotiated by the quantum channels. In other implementation manners, it is advisable to extract some parameters associated with privacy amplification from the bit stream negotiated by the quantum channel and others through the negotiation by the classical channel according to the conventional manner in prior art; for example, it is advisable to negotiate such parameters as key length through classical channels as this method can still achieve the technical goal of improving the security of key distribution because part of the parameter is obtained from the quantum channel. Whether it is all of the parameters or only some of the parameters that are extracted from the bit

stream negotiated by the quantum channel is not of concern; rather, it is merely the change in the specific implementation manner - without departing from the core of the application - that matters and is, therefore, within the scope of this application.

[061] Step 160 uses the initial key as input to implement the privacy amplification algorithm based on the parameter information and obtain the shared quantum key. In order to ensure that the quantum communication device of both parties involved in the quantum key distribution process can eventually obtain the same shared quantum key, the two parties can perform the handshake confirmation process before the implementation of the specific privacy amplification algorithm. Specifically, through classical channels, the information that describes the currently selected amplification privacy strategy is sent to the other party's quantum communication device, waiting for its confirmation; alternatively, the information describing the privacy amplification strategy sent by the other party's quantum communication device is compared with the privacy amplification strategy selected locally and a confirmation message is sent to the other device. To further enhance security, it is also advisable to use anonymous transmission, namely: rather than transmitting the specific description of the privacy amplification strategy, instead transmit the selected privacy amplification strategy in the form of the pre-agreed digital coding format. In this process, the above manner can also be used to confirm the specific extracted parameter information.

[062] If the two parties successfully shake hands, it is permissible to begin to implement the specific privacy amplification algorithm to obtain a shared quantum key; if unsuccessful, the strategy should be reselected or the two parties should reach an agreement through negotiation or abandon this quantum key distribution process. In the specific implementation process, the aforementioned handshake confirmation process is optional and its implementation can be determined according to the specific need.

[063] At this point, since the initial keys and the parameter information associated with privacy amplification have been obtained, it is advisable to implement the privacy amplification algorithm corresponding to the currently selected privacy amplification strategy based on said parameter information. The privacy amplification strategy based on hash algorithm will be used as an example to further explain the implementation of this process with reference to FIG. 3. The process comprises Steps 161 to 164.

[064] Step 161 converts parameter information into an actual parameter value for implementing the privacy amplification algorithm. Since what is transmitted through the quantum channel is a random binary bit stream, the value range of the parameter extracted from this bit stream may differ from the value range of the actual parameter for implementing the privacy amplification algorithm. Also, if an anonymous manner is used for parameter negotiation through the classical channel (i.e., what are transmitted in the classical channel are digitally encoded parameters), it is necessary to convert these parameters according to a preset manner in this step through such means as, for example: mapping a certain parameter value extracted from the bit stream into an actual parameter value that can be used for implementing the privacy amplification algorithm (e.g., use of modulo) and converting the digitally encoded parameter into the actual value corresponding to this code.

[065] If the parameters extracted from the quantum states can be directly used to implement the privacy amplification algorithm or anonymous manner is not used when negotiating some parameters in classical channels, operation in this step is not necessary and the value of the specific parameter already obtained is the actual parameter value that can then be used for the privacy amplification algorithm. Actual parameter values will be used in Steps 162 to 164 and will not be specified one by one.

[066] Step 162 selects a specific hash function based on the actual parameter value. Specifically, according to the hash function serial number, the corresponding generic hash function is selected from the preset hash function library. Alternatively, based on the hash function degree and hash function coefficients, the specific generic hash function is determined.

[067] Step 163 uses the initial keys as input for the selected hash function to calculate the shared quantum key. In the interest of explanation, the parameter representing the interception position from the initial keys will be denoted by p and the parameter representing the number of binary bits per hash function coefficient will be denoted by m . This step is for the selected generic hash function in which a binary bit string of a certain length is intercepted from the initial key's p -th bit and grouped in accordance with m . The bit string in each group is converted into corresponding decimal numbers, and the string formed by the converted decimal number is used as an input to implement the selected generic hash function to calculate the final shared quantum key of both sides.

[068] Step 164 groups the shared quantum key according to the key length. Upon completion of Step 163, the quantum communication devices of both sides involved in the quantum key distribution process will have obtained the shared quantum key. In the specific embodiment according to the present disclosure, the length of this shared quantum key is normally greater than the length of the actual key to be used. This step groups the shared quantum key according to the obtained key length parameter to obtain a multiset of keys. Depending on the application requirements, the multiset of keys can be provided to a data transmission device to transmit data. One can also select the key group from multikey groups in a preset manner, encrypt the data to be transmitted, or decrypt the received encrypted data using the corresponding key group.

[069] If the selected privacy amplification strategy is based on shift algorithm, the process of the implementation of the specific privacy amplification algorithm is similar to the above process insofar as actual parameter values are generated to determine the specific shift algorithm. Corresponding shift operation is then performed on the initial key based on the shift direction and shift number of this shift algorithm and the initial keys are grouped based on the key length. Alternatively, the initial keys are grouped based on the key length, and the specific shift operation is performed on each group based on the shift direction and the number of shifts.

[070] Details of the quantum key distribution method provided by this application are described above. In specific applications, not every step discussed above is necessary. For example, authenticating the sending and receiving ends of the light source before initiating the quantum key distribution process is to further improve the security of this technical solution; for another example, estimating risk probabilities, negotiating the security level of the data to be encrypted, and selecting the privacy amplification strategy are performed to implement different privacy amplification algorithms to improve the code production rate. In specific applications, it is not necessary to perform each step or operation related to the above descriptions. As long as the parameter information or part of the parameter information associated with the privacy amplification is obtained from the bit stream negotiated by the quantum channel, the goal of improving the security of the quantum key distribution process can be achieved, thereby realizing the beneficial effects of the technical solution provided by this application.

[071] In summary, the quantum key distribution method provided herein improves the parameter acquisition method in the privacy amplification phase. Though it no longer uses the simple classical channel negotiation manner, it can extract the parameter information associated with privacy amplification from the bit stream originally negotiated by the quantum channel and implement the privacy amplification algorithm based on the described parameter information to obtain the shared quantum key. Since the quantum transmission process has a high security level based on its own principles, it is possible to discover the presence of eavesdroppers by analyzing the error rate in the quantum channel transmission process. This eliminates the security risks present in the process of negotiating privacy amplification parameters in the classical channel and thus can effectively improve the security of the quantum key distribution process. The embodiment described above provides a quantum key distribution method. Correspondingly, this application provides a quantum key distribution device. FIG. 4 is the schematic diagram of an embodiment of a quantum key distribution device of this application. As the device embodiment is substantially similar to the method embodiment, the provided description is relatively simple. Please refer to the relevant instructional portion of the method embodiment. The following description of the device embodiment is purely illustrative. A quantum key distribution device 400 of this embodiment includes an authentication module 410 to be used for authenticating the other participating device in the quantum key distribution process through a classical channel. If the other device does not pass the authentication, then implementation of this method would be terminated. The quantum key distribution device 400 also includes a bit stream acquisition module 420 for obtaining a bit stream of the same basis vector by sending or receiving the coding quantum states of random bit streams and comparing with measurement basis vectors; an error estimation and correction module 430 for estimating the error rate and risk probabilities in this quantum channel transmission process and performing error correction; a strategy selection module 440 for selecting the privacy amplification strategy from a preset privacy amplification strategies group; a parameter extraction module 450 for extracting parameter information associated with privacy amplification and initial keys from the bit stream of the same base vector after error correction in a preset manner; a privacy amplification module 460 for using said initial keys as input to implement the privacy amplification algorithm and obtain the shared quantum key based on the parameter information.

[072] In some embodiments of the present disclosure, the error estimation and correction module further includes a security parameter calculation submodule for comparing part of the information of the bit stream of the same basis vector with the other device that participates in the key distribution process before triggering operation of the parameter extraction module. Additionally, the security parameter calculation submodule calculates the parameter value characterizing security conditions of this quantum channel transmission. The error estimation and correction module also includes a threshold value determination submodule for determining whether the parameter value characterizing security conditions output by the security parameter calculation submodule is greater than a preset safety threshold value. When the output of the threshold determination submodule is "YES," an implementation termination submodule of the error estimation and correction module for terminating operation of this device is used; conversely, when the output from the threshold determination module is "NO," an error correction submodule of the error estimation and correction module is used to perform error correction on the bit stream of the same basis vector where the part of the information for comparison is eliminated.

[073] The parameter value characterizing security conditions of this quantum channel transmission process, as calculated by the security parameter calculation submodule of the error estimation and correction module, includes the bit error rate and risk probabilities of various possible attacks in the quantum channel transmission process.

[074] The threshold value determination submodule is used to determine if weighted summation of the bit error rate and risk probabilities is greater than a preset safety threshold or, alternatively, to determine if any of the described bit error rate and risk probabilities is greater than the preset corresponding safety threshold value.

[075] In some embodiments of the present disclosure, the described strategy selection module comprises a strategy parameter negotiation submodule for negotiating the reference data used to select the privacy amplification strategy with the other party through classical channels before triggering operation of the parameter extraction module; a strategy selection implementation submodule for selecting the privacy amplification strategy from a preset privacy amplification strategies group according to the bit error rate and risk probabilities output by the security parameter

calculation submodule and the parameter data output by the strategy parameter negotiation submodule is also utilized.

[076] Accordingly, the parameter extraction module is specifically used to extract parameter information and initial keys corresponding to said privacy amplification strategy from the aforementioned bit stream of the same basis vector.

[077] Accordingly, the privacy amplification module is specifically used to implement the privacy amplification algorithm corresponding to the privacy amplification strategy based on the parameter information.

[078] Additionally, the privacy amplification strategy selected by the strategy selection module includes either the privacy amplification strategy based on hash algorithm or the privacy amplification strategy based on shift algorithm. When the strategy selection module selects the privacy amplification strategy based on hash algorithm, the parameter information extracted by the parameter extraction module includes the following: key length, the number of binary bits per hash function coefficient, the interception position from the initial keys, as well as the hash function serial number or hash function degree and coefficients. However, when the strategy selection module selects the privacy amplification strategy based on shift algorithm, the parameter information extracted by the parameter extraction module includes the key length and the key shift algorithm number or the key shift direction and shift number.

[079] In some embodiments of the present disclosure, when the strategy selection module selects the privacy amplification strategy based on hash algorithm, the privacy amplification module includes an actual parameter conversion submodule for converting the parameter information into an actual parameter value for implementing the privacy amplification algorithm according to a preset manner. A hash function selection submodule for selecting the corresponding hash function based on the following actual parameter values also includes: the hash function number or the hash function degree and coefficients; a shared key generation submodule for generating a string from the initial key based on the number of binary bits per hash function coefficient and the interception position from initial keys, with the string being used as input for the hash function to calculate the shared quantum key; and a shared key grouping submodule for grouping said shared quantum keys based on key length.

[080] In some embodiments of the present disclosure, the device also comprises a strategy confirmation module for confirming the selected privacy amplification strategy with the other device that participates in the quantum key distribution process through a classical channel before triggering operation of the privacy amplification module.

[081] Optionally, the strategy confirmation module is specifically used to confirm the selected privacy amplification strategy using a pre-agreed digitally encoded format with the other device that participates in the quantum key distribution process through classical channels.

[082] Corresponding to the above quantum key distribution method, this application also provides a privacy amplification method for the quantum key distribution process. FIG. 5 is a flowchart of an embodiment of a privacy amplification method for the quantum key distribution process of the present disclosure. As with the previous embodiment, the same part in this embodiment will not be described again; instead, further descriptions will focus on the differences. The privacy amplification method for the quantum key distribution process provided by the present disclosure includes the following steps, as detailed below.

[083] Step 510 obtains restrictions for selecting the privacy amplification strategy. Existing privacy amplification methods are typically based on single hash functions. Although the security level is high, the key production rate is low. The privacy amplification method for the quantum key distribution process provided by this application selects different privacy amplification strategies according to different restrictions. Different privacy amplification strategies correspond to different privacy amplification algorithms (e.g., hash algorithm or shift algorithm), thereby improving the key production rate while still meeting certain security requirements.

[084] In order to achieve the above functionality, the same privacy amplification strategies groups as well as the rules for selecting privacy amplification strategies from the described groups based on the restrictions can be preset in the quantum communication devices that participate in the quantum distribution process. Upon implementation of this step to obtain the restrictions, the corresponding privacy amplification strategy can be selected according to preset rules.

[085] Restrictions for selecting the privacy amplification strategy comprise at least one of the following elements: the error rate of the quantum channel transmission process, risk

probabilities of various possible attacks in the quantum channel transmission process, and reference data associated with the data to be encrypted. A brief description is provided to explain how to obtain the above described restrictions, as follows:

[086] (1) Error rate. The quantum communication device of the two parties involved in the quantum key negotiation process first transmits the coding quantum states of random bit streams through a quantum channel. The bit streams are filtered by comparing the measurement basis vector, then selecting part of the filtered bit stream for disclosure, and estimating the error rate of this quantum channel transmission based on disclosed information (i.e., bit error rate).

[087] (2) Risk probabilities of various possible attacks. After the above-described error rate estimation, risk probabilities of various attacks are obtained through analyzing the error rate value, error distribution pattern, and monitoring log data of the quantum channel transmission process. From there, it can be determined whether there exists a risk of being attacked and the corresponding risk probability can be estimated.

[088] (3) Reference data associated with the data to be encrypted. The described reference data associated with the data to be encrypted comprises the security level of the data to be encrypted as well as other relevant reference data associated with the data to be encrypted. The reference data is usually associated with the specific business and can be obtained through negotiation between the quantum communication devices of the two sides that participate in the quantum key distribution process through the classical channel before selecting the privacy amplification strategy. For example, the data can be obtained during the process of parameter negotiation in the privacy amplification phase.

[089] Three restrictions obtained by the present embodiment are listed above. In a specific implementation process, it is advisable to select a certain restriction or a combination of two or more restrictions from them according to the specific need. It is also acceptable to select other restrictions different from the aforementioned restrictions, which this application would not limit.

[090] Step 520 selects the privacy amplification strategy from the preset privacy amplification strategies group based on said restrictions and in accordance with preset rules. The privacy amplification strategy includes either the privacy amplification strategy based on hash

algorithm or the privacy amplification strategy based on shift algorithm. Additionally, this step selects the corresponding privacy amplification strategy based on the restrictions obtained in the above described Step 510, in accordance with the preset rules on how to select the privacy amplification strategy. For example, for sensitive data requiring a relatively high level of security, one can choose the privacy amplification strategy based on hash algorithm; alternatively, for general data requiring a relatively low level of security, even if the estimated error rate or risk probabilities are relatively high, it is advisable to instead select the privacy amplification strategy based on shift algorithm. Such a selection based on shift algorithm can improve the quantum key production rate when it is necessary to meet the security requirement of the corresponding data. Although the privacy amplification strategies based on hash algorithm and shift algorithm are listed above, other implementation techniques according to the present embodiment are not limited to the two above-described privacy amplification strategies; other privacy amplification strategies can also be used (e.g. a privacy amplification strategy based on a data compression algorithm).

[091] Step 530 uses the initial keys obtained as input to implement the privacy amplification algorithm corresponding to the selected privacy amplification strategy. The initial key is obtained from the bit stream of the same basis vector after error correction. Instructions for this part can be found in the instructions of the embodiment according to FIG. 1 of the present disclosure and, therefore, will not be repeated here.

[092] In order to implement the privacy amplification algorithm corresponding to the selected privacy amplification strategy, the parameter information corresponding to the privacy amplification strategy must first be obtained, and the specific privacy amplification algorithm based on the parameter information must then be determined. Here, the parameter information may be acquired by either one of the following two ways or some combination thereof: 1) First, in accordance with the way agreed upon in advance, an extraction of the described parameter information from the bit stream of the same basis vector after error correction is performed; 2) Next, through a classical channel, a negotiation of the parameter information with the other device that participates in the quantum key distribution process is performed. For different privacy amplification strategies, the obtained parameter information differs. Instructions on this part are obtained in the same manner as those detailed in FIG. 1 of an embodiment according to the present disclosure and, therefore, will not be repeated here. After obtaining the parameter information

corresponding to the selected privacy amplification strategy, the specific privacy amplification algorithm corresponding to the privacy amplification strategy can be determined. Using the initial set of keys as input, the specific amplification algorithm is then implemented to obtain the final shared quantum key.

[093] Privacy amplification, according to an embodiment of the present disclosure, alleviates issues associated with a low key production rate caused by hash algorithm. For example, in such methods, different privacy amplification strategies can be selected based on different restrictions with the inclusion of an extra step involving the addition of strategy selection mechanisms and the further implementation of different privacy amplification algorithms. Using this method, it is possible to improve the key production rate as well as certain security requirements.

[094] FIG. 6 is a schematic diagram of an embodiment of a privacy amplification device for the quantum key distribution process of this application. Since the device embodiment is substantially similar to the method embodiment, only the relevant description is provided here.

[095] The privacy amplification device for the quantum key distribution process provided by an embodiment of the present disclosure comprises the following modules: a restrictions acquisition module 610 for obtaining restrictions for selecting privacy amplification strategies; a privacy amplification strategy selection module 620 for selecting the privacy amplification strategy from the preset privacy amplification strategies group based on the restrictions; and a privacy amplification algorithm implementation module 630 for implementing the privacy amplification algorithm corresponding to the selected privacy amplification strategy, using the obtained initial key as input.

[096] Additionally, before obtaining the restrictions corresponding to the selected privacy amplification strategy, the initial key used by the privacy amplification algorithm implementation module is extracted from the bit stream of the same basis vector ; the bit stream of the same basis vector is acquired by sending or receiving coding quantum states of random bit streams, comparing those with the measurement basis vectors, and, finally, performing an error correction procedure as described above.

[0097] Also, restrictions for selecting the privacy amplification strategy obtained by the restrictions acquisition module include at least one of the following elements: the error rate of the quantum channel transmission process, risk probabilities of various possible attacks in the quantum channel transmission process, and/or reference data associated with the data to be encrypted.

[0098] According to some embodiments of the present disclosure reference data associated with the data to be encrypted obtained by the restrictions acquisition unit comprises the security level of the data to be encrypted.

[0099] According to some embodiments of the present disclosure, this reference data, which is associated with the data to be encrypted and acquired by said restriction acquisition unit, is obtained through negotiation with the other device that participates in the quantum key distribution process through a classical channel.

[0100] According to some embodiments of the present disclosure, risk probabilities of various attacks are obtained from the restrictions acquisition unit by analyzing error information during the quantum channel transmission process.

[0101] According to some embodiments of the present disclosure the device further comprises a privacy amplification parameter acquisition module for obtaining parameter information corresponding to the strategy selected by the privacy amplification selection module before triggering operation of the privacy amplification algorithm implementation module.

[0102] Accordingly, the privacy amplification algorithm implementation module includes a privacy amplification algorithm selection submodule for determining the specific privacy amplification algorithm corresponding to the selected privacy amplification strategy based on the obtained parameter information and a privacy amplification algorithm implementation submodule uses the initial keys as input to implement the specific privacy amplification module based on the parameter information.

[0103] According to some embodiments of the present disclosure, the privacy amplification parameter acquisition module is used to extract the parameter information corresponding to the selected privacy amplification strategy from said bit stream of the same basis

vector after error correction, in accordance with the pre-agreement; and/or through classical channels to negotiate the parameter information corresponding to the selected privacy amplification strategy with the other device that participates in the quantum key distribution process.

[0104] Furthermore, according to some embodiments of the present disclosure, a data transmission method based on quantum keys is provided. FIG. 7 is a flowchart of an embodiment of a data transmission method based on quantum key provided by this application. The same instructions of this embodiment - as with the first embodiment - will not be repeated. The following descriptions will focus on the differences. The data transmission method based on quantum key comprises Step 710, in which the sender uses a shared quantum key to encrypt the data to be transmitted and then sends the encrypted data to the receiver, and Step 720, in which the receiver uses the same shared quantum key to decrypt the received data. Using the quantum key distribution method provided by this application, the shared quantum key used by both the sender and receiver is obtained by the sender's and receiver's quantum communication devices in the same trusted network as the sender and receiver respectively.

[0105] In specific applications, the above-described data transmission process can be performed in two different ways: transmitting data through the classical channel between the sender's quantum communication device and the receiver's quantum communication device or, alternatively, transmitting data through the classical channel between the sender and the receiver. Steps 510 and 520 are further illustrated below based on the aforementioned method with reference to FIG. 8.

[0106] (A), Data transmission through the classical channel between quantum devices.

[0107] In Step 501, server A of the sender sends the data to be transmitted to the sender's quantum communication device A. The sender's quantum communication device A uses the key selected from the shared quantum keys to encrypt the data to be transmitted, and the encrypted data is sent to said receiver's quantum communication device B through classical channel 1.

[0108] In Step 502, the receiver's quantum communication device B uses the same manner as the sender's quantum communication device A to select the corresponding key from the

shared quantum keys and decrypt the received data. The receiver's quantum communication device B then sends the decrypted data to server B of the receiver.

[0109] To further enhance security, before sending the data to be transmitted to quantum communication device A of the sender, server A of the sender first uses a classical encryption algorithm to encrypt the data to be transmitted and then performs the transmission operation. Server B of the receiver uses the decryption algorithm corresponding to the classical encryption algorithm to decrypt the data forwarded by the quantum communication device of the receiver.

[0110] (B) Data transmission through the classical channel between the sender and receiver.

[0111] In Step 501, server A of the sender extracts the key from the shared quantum keys provided by the quantum communication device A of the sender and uses said key to encrypt the data to be transmitted. Then, server A of the sender sends the encrypted data to server B of the receiver directly through classical channel 2.

[0112] In Step 502, server B of the receiver uses the same manner as server A of the sender to extract the corresponding key from the shared quantum keys provided by quantum communication device B of the receiver. Server B of the receiver uses the described corresponding key to decrypt the received data.

[0113] As the shared key produced by the quantum key distribution method provided by the present disclosure is used for both data encryption and decryption, in specific applications - regardless of what kind of data transmission methods is used - the security of the data transmission process can be effectively guaranteed.

[0114] The above embodiment provides a data transmission method based on quantum key. Correspondingly, this embodiment also provides a data transmission system based on quantum key. As shown in FIG. 9, the system includes the sender's device 910 for providing the data to be transmitted, the quantum communication device 920 with the quantum key distribution device deployed on the sender's side, the quantum communication device 930 with the quantum key

distribution device deployed on the receiver's side, and the receiver's device 940 for receiving the described data to be transmitted.

[0115] Both the quantum communication device deployed on the sender's side and the described quantum communication device deployed on the receiver's side use the key distribution method provided by the present disclosure to obtain the shared quantum key through their respective key distribution device. The aforementioned key distribution method is also used to encrypt or decrypt the data transmitted between these two quantum devices using the described shared key or to provide the shared key to the corresponding sender's or receiver's device for them to use the described key to then encrypt or decrypt data.

[0116] Although this application discloses such embodiments as above, they are not intended to limit this application. Any technician skilled in the art, without departing from the spirit and scope of this application, can make possible changes and modifications. The protected scope of this application, therefore, should be defined as the requested scope by the claims of this application.

[0117] In a typical configuration, the computing device includes one or more processors (CPU), input/output ports, network ports, and memory. Memory may include volatile memory of a computer-readable medium, random access memory (RAM), and/or other forms of nonvolatile memory, such as read-only memory (ROM) or flash memory (flash RAM) and is an example of computer-readable media.

[0118] Computer-readable media also includes permanent and non-permanent as well as removable and non-removable media. Information storage may be achieved by any method or technique. Information may be computer-readable instruction, data structures, program modules, or other data. Examples of computer storage media include, but are not limited to, phase-change memory (PRAM), static random access memory (SRAM), dynamic random access memory (DRAM), other types of random access memory (RAM), read-only memory (ROM), electrically erasable programmable read-only memory (EEPROM), flash memory or other memory technology, CD-ROM read-only memory (CD-ROM), digital versatile disks (DVD) or other optical storage, magnetic tape cassette, magnetic disk storage or other magnetic tape storage device, or any other non-transmission medium that may be used to store information that can be accessed by computing. According to the definition herein, computer-readable media does not include non-temporary

storage computer-readable medium (i.e., transitory media) such as modulated data signal and carrier wave.

[0119] Technicians skilled in the art should understand that embodiments of this application may be method, system, or computer program products. Accordingly, this application may use entirely hardware embodiments, entirely software embodiments, or embodiments of a combination of both hardware and software forms.

WHAT IS CLAIMED IS:

1. A method of quantum key distribution, said method comprising:

obtaining a bit stream of a same basis vector by sending or receiving quantum states of
5 random bit streams and comparing it with a measurement basis vector;

extracting from the obtained bit stream after error correction, parameter information and
initial keys associated with privacy amplification according to a preset manner;

using the initial keys as input to implement a privacy amplification algorithm to obtain a set
of shared quantum keys based on the extracted parameter information.

10

2. The method of claim 1, further comprising:

initiating, prior to obtaining the bit stream of the same basis vector, a process of
authenticating other devices that participate in the quantum key distribution through alternative
channels; and

15 terminating the method if the other devices fail to pass authentication.

3. The method of claim 1, further comprising:

Comparing, prior to extracting parameter information and obtaining initial keys associated
with privacy amplification, part of information of the bit stream of the same basis vector with those
20 of bit streams of other devices that participate in the quantum key distribution, to calculate a
parameter value that characterizes security conditions for the quantum channel transmission;

determining whether the parameter value that characterize the security conditions is greater
than a preset safety threshold value; and

terminating the method if the parameter value is greater than the preset safety threshold
25 value; otherwise, performing error correction on the bit stream of the same basis vector after the part
of the information of the bit stream of the basis vector used in comparison is removed.

4. The method of claim 3, wherein the parameter value that characterizes security conditions of the
quantum channel transmission includes a bit error rate and risk probabilities of various attacks of the
30 quantum channel transmission.

5. The method of claim 4, wherein determining whether the parameter value that characterizes the
security conditions is greater than a preset safety threshold value comprises:

determining whether a weighted summation of the bit error rate and the risk probabilities of
35 various attacks is greater than a preset safety threshold value; or

determining whether any of the bit error rate and risk probabilities of various attacks is
greater than a preset safety threshold value.

6. The method of claim 4, further comprising:

40 negotiating, prior to extracting parameter information and obtaining initial keys, reference
data for selecting a privacy amplification mode with other devices through alternative channels; and

selecting the privacy amplification mode from a preset group of privacy amplification modes
wherein the selection is based upon factors associated with the bit error rate, risk probabilities, and
reference data.

45

7. The method of claim 6, wherein extraction from the obtained bit stream after error correction,
parameter information, and initial keys associated with privacy amplification according to a preset

manner comprises: extracting parameter information and initial keys corresponding to the privacy amplification mode from the bit stream of the same basis vector; and

50 Wherein implementing a privacy amplification algorithm based on the extracted parameter information comprises: implementation of a privacy amplification algorithm corresponding to the privacy amplification mode based on the extracted parameter information.

55 8. The method of claim 7, wherein the reference data comprises a security level of the data to be encrypted.

9. The method of claim 7, wherein the privacy amplification mode is based on a hash algorithm, or a shift algorithm.

60 10. The method of claim 9, wherein the parameter information corresponding to the privacy amplification mode includes: key length, number of binary bits per hash function coefficient, interception position from initial keys, and hash function serial number or hash function degree and coefficients if the privacy amplification mode based on a hash algorithm is selected.

65 11. The method of claim 10, wherein the parameter information corresponding to the privacy amplification mode includes key length, key shift algorithm number, key shift direction, and key shift number if the privacy amplification mode based on a shift algorithm is selected,.

70 12. The method of claim 11, wherein when the privacy amplification mode based on a hash algorithm is selected using the initial keys as input to implement a privacy amplification algorithm to obtain a set of shared quantum keys based on the extracted parameter information further comprises:

converting, in a preset manner, the parameter information into an actual parameter value used to implement the privacy amplification mode;

75 selecting the corresponding hash function from amongst a group of actual parameters

comprising: hash function number or hash function degree and hash coefficients;

generating a string from the initial keys based on the number of binary bits per hash function coefficient, as well as an interception position from the initial keys;

80 using the generated string as input for the selected hash function for calculating the shared quantum keys; and

grouping the shared quantum keys based on length of the keys.

13. The method of claim 6, further comprising:

85 confirming, prior to implementing a privacy amplification algorithm and obtaining shared quantum keys, the selected privacy amplification mode with other devices that participate in the quantum key distribution through alternative channels.

14. The method of claim 13, further comprising:

90 confirming the selected privacy amplification mode with other devices that participate in the quantum distribution through alternative channels; and

confirming the selected privacy amplification mode using a preset digital coding format.

15. An apparatus for quantum key distribution, said apparatus comprising:

95 a bit-stream acquisition module for transmitting coded quantum states of random bit streams and comparing with a measurement basis vector to obtain a bit stream of a same basis vector;

a parameter extraction module for extracting parameter information and obtaining initial keys associated with privacy amplification from the bit stream of the same basis vector after error correction in a preset manner; and

100 a privacy amplification module for using the obtained initial keys as input to implement a privacy amplification algorithm and obtain shared quantum keys based on the parameter information.

16. An apparatus of claim 15, further comprising:

105 an authentication module, prior to operation of the bit-stream acquisition module, for authenticating other devices that participate in the quantum key distribution; and

terminating the quantum key distribution if the other devices fail authentication.

17. An apparatus of claim 15, further comprising:

110 a security parameter calculation module for comparing part of the information of the bit stream of the same basis vector with those of the bit streams of other devices that participate in the quantum key distribution and calculating a parameter value that characterizes security conditions of the quantum channel transmission prior to operation of the parameter extraction module;

a threshold value determination module for determining whether the parameter value that characterizes security conditions is greater than a preset safety threshold value;

115 an operation termination module, when output from the threshold determination unit is affirmative, for terminating operation of the device; and

an error correction module, when output of the threshold determination unit is not affirmative, for performing error correction on the bit stream of the same basis vector after the part of the information for comparison is eliminated.

120 18. The apparatus of claim 17, wherein the parameter value calculated by the security parameter calculation module is the bit error rate and risk probabilities of various attacks.

19. The apparatus of claim 18, wherein the threshold value determination module is used for:

125 determining whether a weighted summation of the bit error rate and the risk probabilities is greater than a preset safety threshold value; and

determining whether any of the bit error rate and risk probabilities is greater than a preset safety threshold value.

20. The apparatus device of claim 18, further comprising:

130 a mode parameter negotiation module, prior to triggering operation of the parameter extraction module, for negotiating reference data for selecting a privacy amplification mode with the other devices through alternative channels; and

135 a mode selection unit for selecting the privacy amplification mode from a preset group of privacy amplification modes wherein the selection being based upon factors associated with the bit error rate, risk probabilities, and reference data output by the mode parameter negotiation module.

21. The apparatus of claim 20, wherein the parameter extraction module used for extracting parameter information and obtaining initial keys corresponding to the privacy amplification mode from the bit stream of the same base vector; and the privacy amplification module used for
140 implementing a privacy amplification algorithm corresponding to the privacy amplification mode based on the parameter information.

22. The apparatus of claim 21, wherein the privacy amplification mode selected by the mode selection module is a privacy amplification mode based on a hash algorithm or a shift algorithm.

145 23. The apparatus of claim 22, wherein

corresponding parameters being selected, when the mode selection module selects the privacy amplification mode based on a hash algorithm, from amongst the group of parameters including: key length, number of binary bits per each hash function coefficient, interception position from initial keys, hash function serial number, or hash function degree and coefficients.

150 24. The apparatus of claim 23, wherein

corresponding parameters being selected, when the mode selection module selects the privacy amplification mode based on a shift algorithm, from amongst the group of parameters including: key length, key shift algorithm number, key shift direction, and shift number.

155 25. The apparatus of claim 23 wherein, when the privacy amplification mode based on a hash algorithm is selected, the privacy amplification module comprises:

an actual parameter conversion submodule, for converting the parameter information, in a preset manner, into an actual parameter value for implementing the privacy amplification algorithm;

160 a hash function selection submodule for selecting the corresponding actual hash function according to the group of actual parameters including: hash function serial number, hash function degree, and hash coefficients;

a shared key generation submodule for generating a string from the initial keys based on the number of binary bits per hash function coefficient, as well as an interception position from initial keys, and using the generated string as input for the selected hash function for calculating the shared
165 quantum keys; and

a shared key grouping submodule for grouping the shared quantum keys based on length of the keys.

26. The apparatus of claim 20, further comprising:

170 a mode confirmation module for confirming the selected privacy amplification mode with the other devices that participate in the quantum key distribution through alternative channels before triggering operation of the privacy amplification module.

27. The apparatus of claim 26, wherein the mode confirmation module is used for confirming the selected privacy amplification mode with the other devices through alternative channels using a
175 preset digital coding format.

28. A method of privacy amplification, said method comprising:

obtaining restrictions for selecting a privacy amplification mode;

180 selecting the privacy amplification mode from a preset group of privacy amplification modes based on the restrictions; and

using obtained initial keys as input to implement a privacy amplification algorithm corresponding to the selected privacy amplification mode.

29. The method of claim 28, wherein the privacy amplification mode is a based on a hash algorithm,
185 or a shift algorithm.

30. The method of claim 29, wherein the initial keys are extracted, prior to obtaining the restrictions for selecting the privacy amplification mode, from an error-corrected bit stream of a same basis vector transmitting coding quantum states.

190

31. The method of claim 30, wherein the restrictions for selecting the privacy amplification mode comprise at least one of the below elements: error rate, risk probabilities, and reference data associated with data to be encrypted.

195

32. The method of claim 30, further comprising:

obtaining, prior to implementing the privacy amplification algorithm, parameter information corresponding to the selected privacy amplification mode.

200 33. The method of claim 32, wherein use of the obtained initial keys as input to implement a privacy amplification algorithm corresponding to the selected privacy amplification mode includes:

determining the privacy amplification algorithm corresponding to the selected privacy amplification mode based on the obtained parameter information; and

205 using the initial keys as input to implement the specific privacy amplification algorithm based on the obtained parameter information.

34. The method of claim 32, further comprising:

extracting parameter information corresponding to the selected privacy amplification mode from the error-corrected bit stream of the same basis vector based on a pre-agreement; and/or

210 negotiating parameter information corresponding to the selected privacy amplification mode with the other devices that participate in the quantum key distribution.

35. The method of claim 32, further comprising:

215 selecting, if the privacy amplification mode based on a hash algorithm is selected, corresponding parameters from amongst the group of parameters including: key length, number of binary bits per hash function coefficient, interception position from initial keys, hash function number, and hash function degree and coefficients.

36. The method of claim 32, further comprising:

220 selecting, if the privacy amplification mode based on a shift algorithm is selected, the corresponding parameters from amongst the group of parameters including key length, key shift algorithm number, key shift direction, and key shift number.

37. An apparatus for privacy amplification, said apparatus comprising:

225 a restrictions acquisition module for obtaining restrictions for selecting a privacy amplification mode;

a privacy amplification mode selection module for selecting the privacy amplification mode from a preset group of privacy amplification modes based on the obtained restrictions according to preset rules; and

230 a privacy amplification algorithm implementation module for using the obtained initial keys as input to implement the privacy amplification algorithm corresponding to the selected privacy amplification mode.

38. The apparatus of claim 37, wherein the initial keys used by the privacy amplification algorithm implementation module is extracted, prior to obtaining the restrictions associated with the selection
235 of the privacy amplification mode, from the error-corrected bit stream of the same basis vector transmitting coding quantum states.

39. The apparatus of claim 37, further comprising:

240 a privacy amplification parameter acquisition module for obtaining, before triggering operation of the privacy amplification algorithm implementation module, parameter information corresponding to the mode selected by the privacy amplification mode module;

a privacy amplification algorithm selection submodule of the privacy amplification algorithm implementation module for determining the specific privacy amplification algorithm corresponding to the selected privacy amplification mode based on the obtained parameter information; and

a privacy amplification algorithm implementation submodule of the privacy amplification algorithm selection module for using the initial keys as input to implement the specific privacy amplification module based on the parameter information.

40. The apparatus of claim 39, wherein the privacy amplification parameter acquisition module is used specifically for extracting parameter information corresponding to the selected privacy amplification mode from the error-corrected bit stream of the same basis vector in accordance with a pre-agreement and/or additionally through alternative channels by negotiating parameter information corresponding to the selected privacy amplification mode with the other devices that participate in the quantum key distribution.

41. A system for data transmission based on quantum keys comprising:

a sender using shared quantum keys to encrypt the data to be transmitted and sending the encrypted data to the receiver;

a receiver decrypting the received data using the shared quantum keys; and

shared quantum keys used by the sender and receiver obtained by the sender and receiver's quantum communication devices that exist in the same trusted network as the sender and the receiver respectively.

42. A system for data transmission based on quantum keys, said system comprising:

a sender's device for providing data to be transmitted of a quantum communication device which is deployed on the sender's side; and

270 a quantum communication device which is deployed on the receiver's side device wherein the receiver's side device is for receiving the data to be transmitted by the sender's side.

1/7

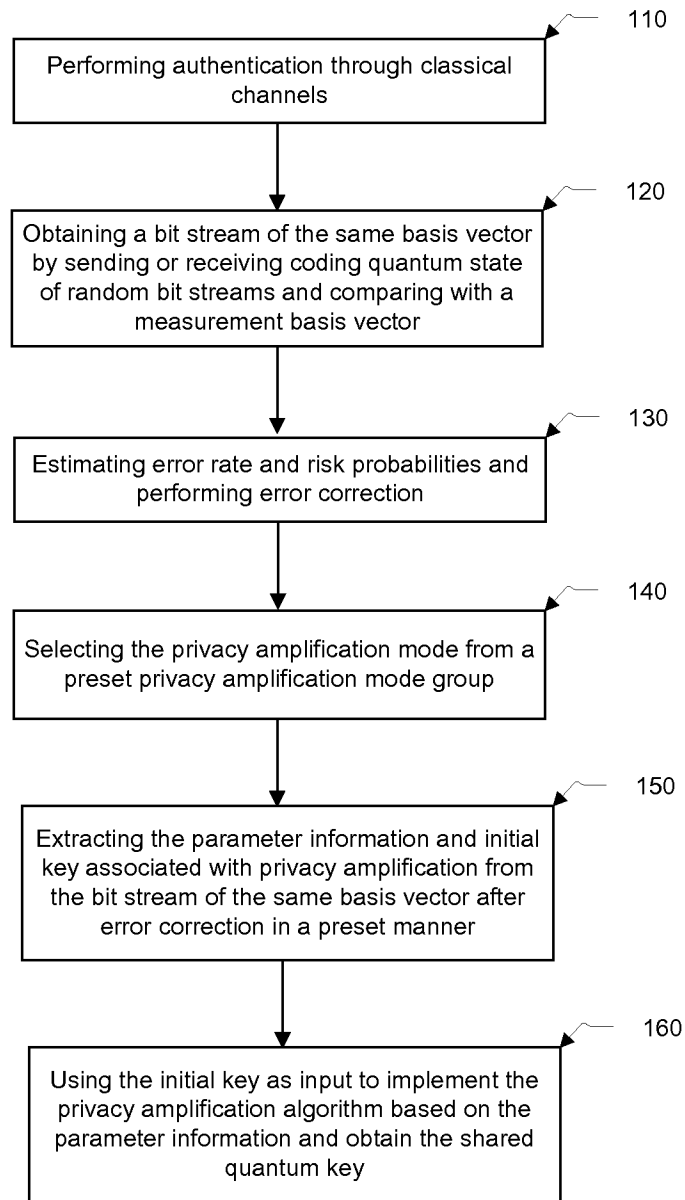
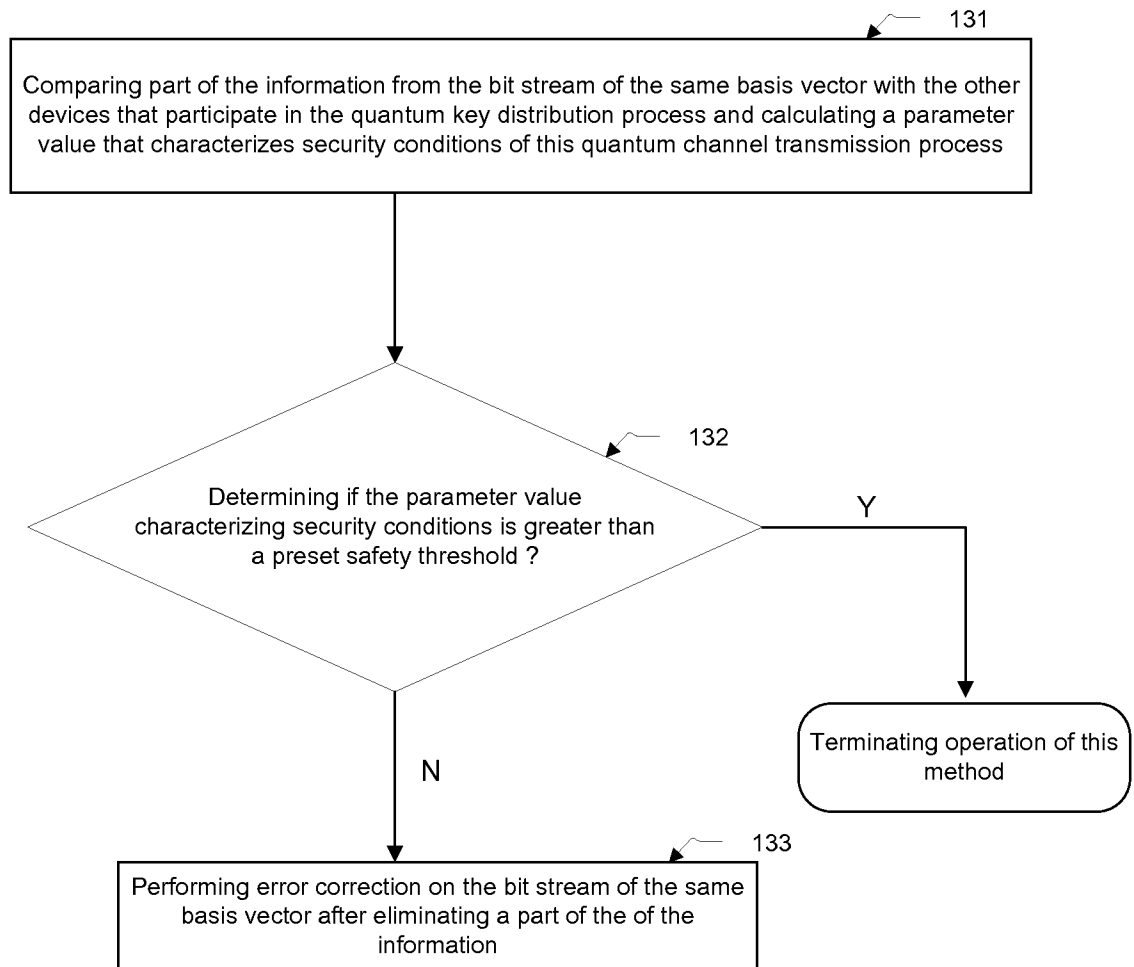
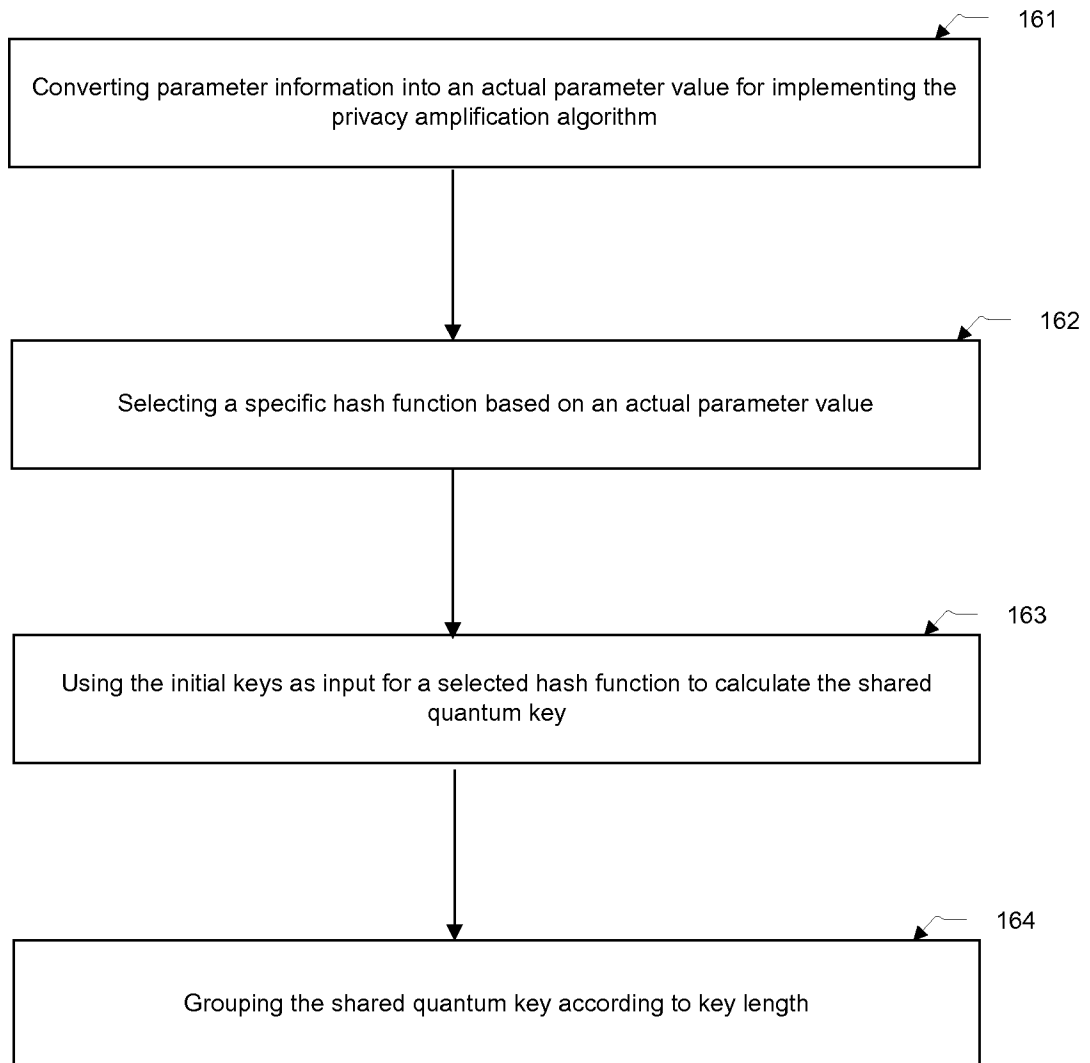
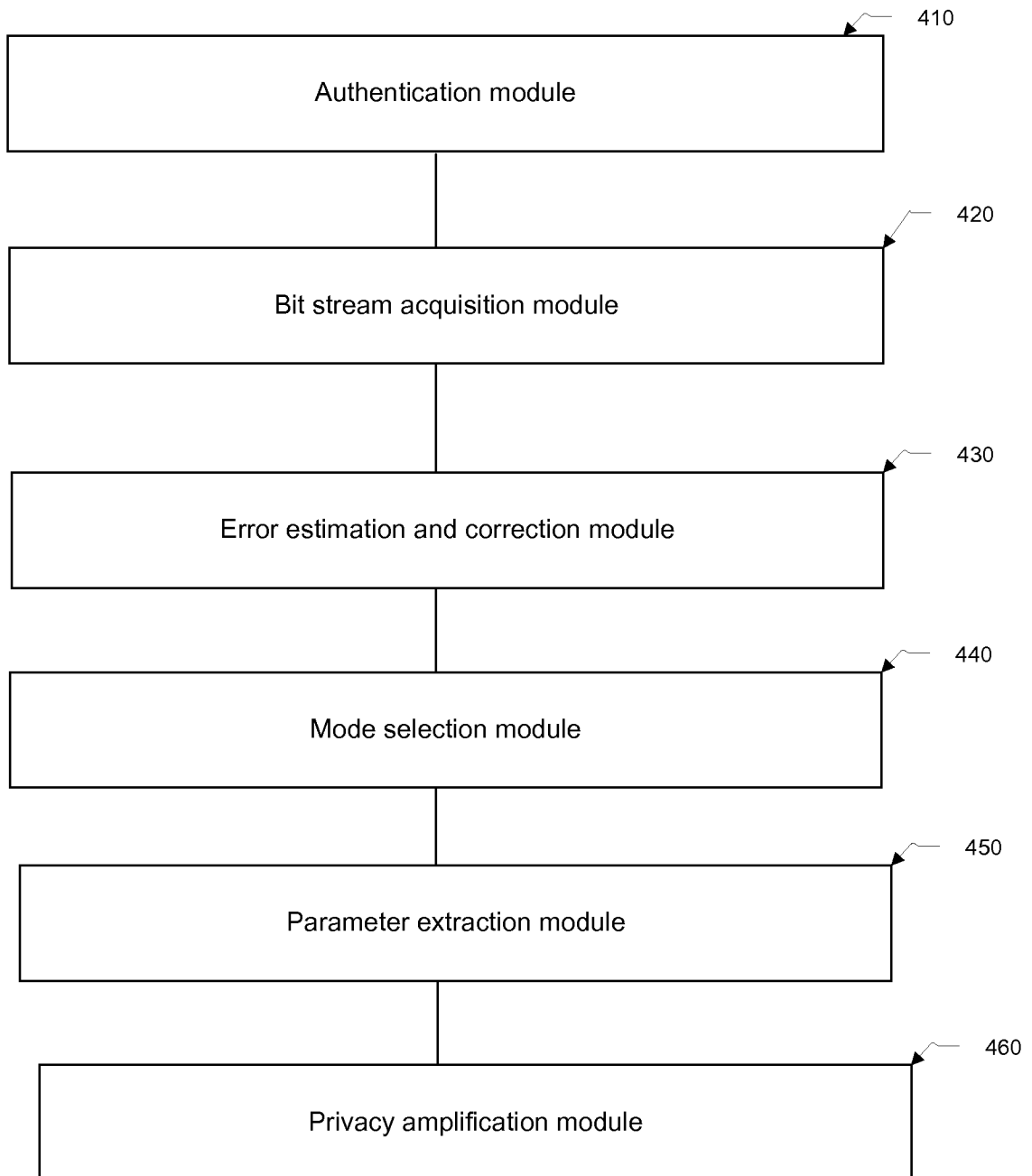
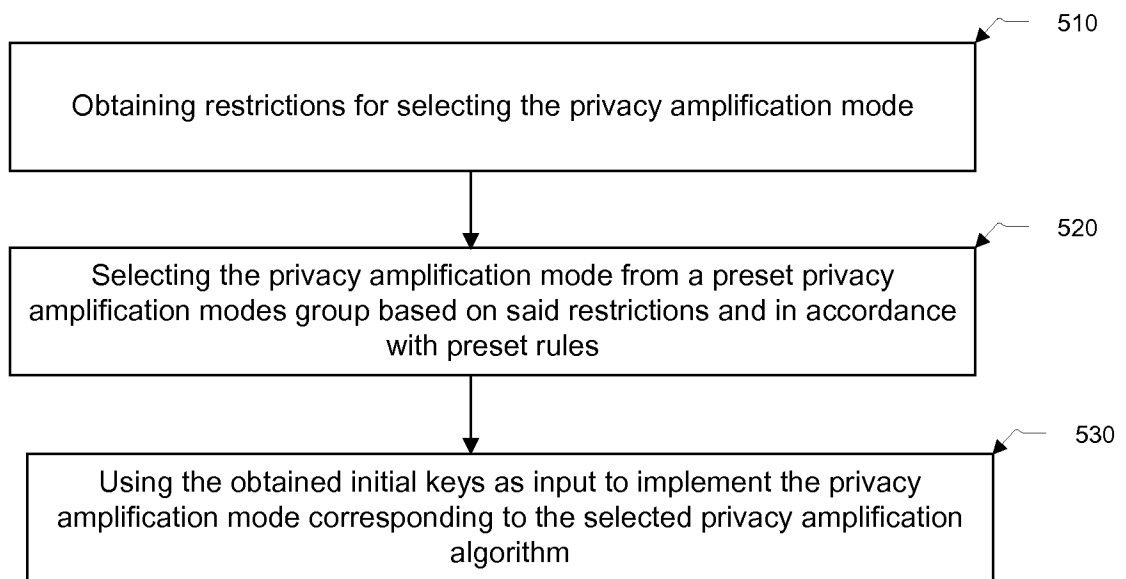
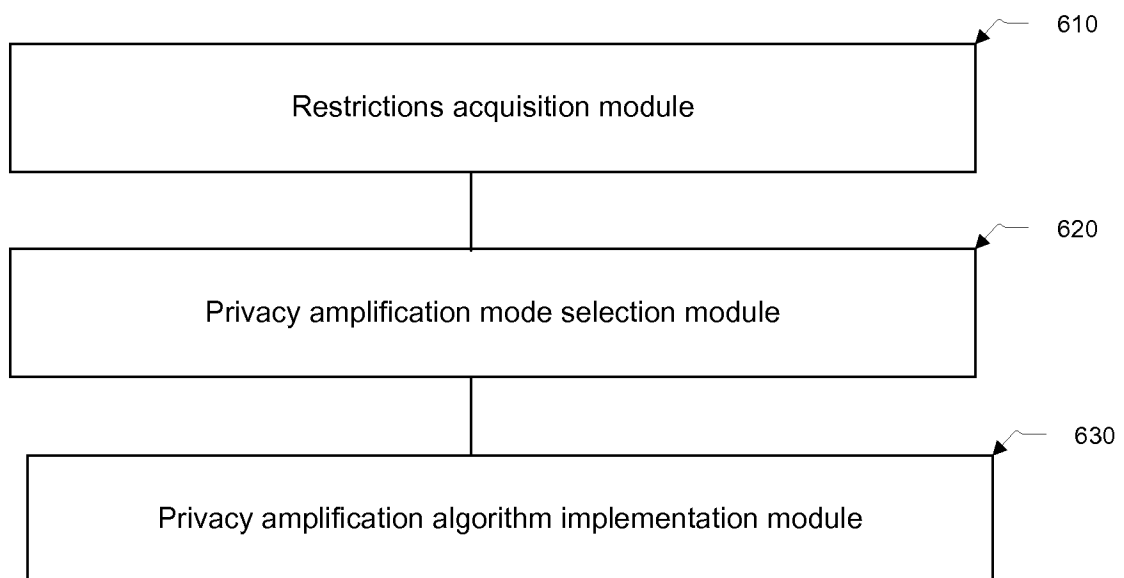


FIG. 1

2/7**FIG. 2**

3/7**FIG. 3**

4/7**FIG. 4**

5/7**FIG. 5****FIG. 6**

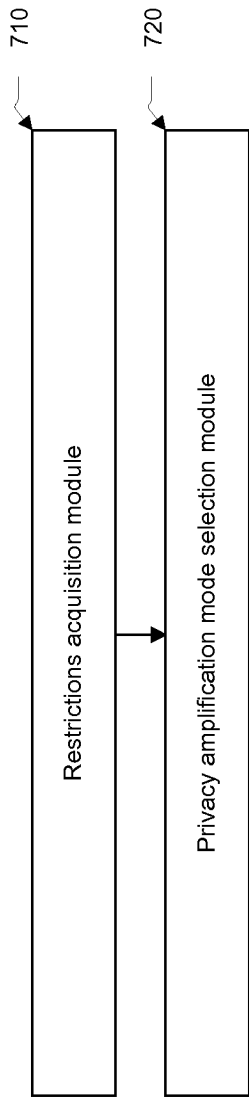


FIG. 7

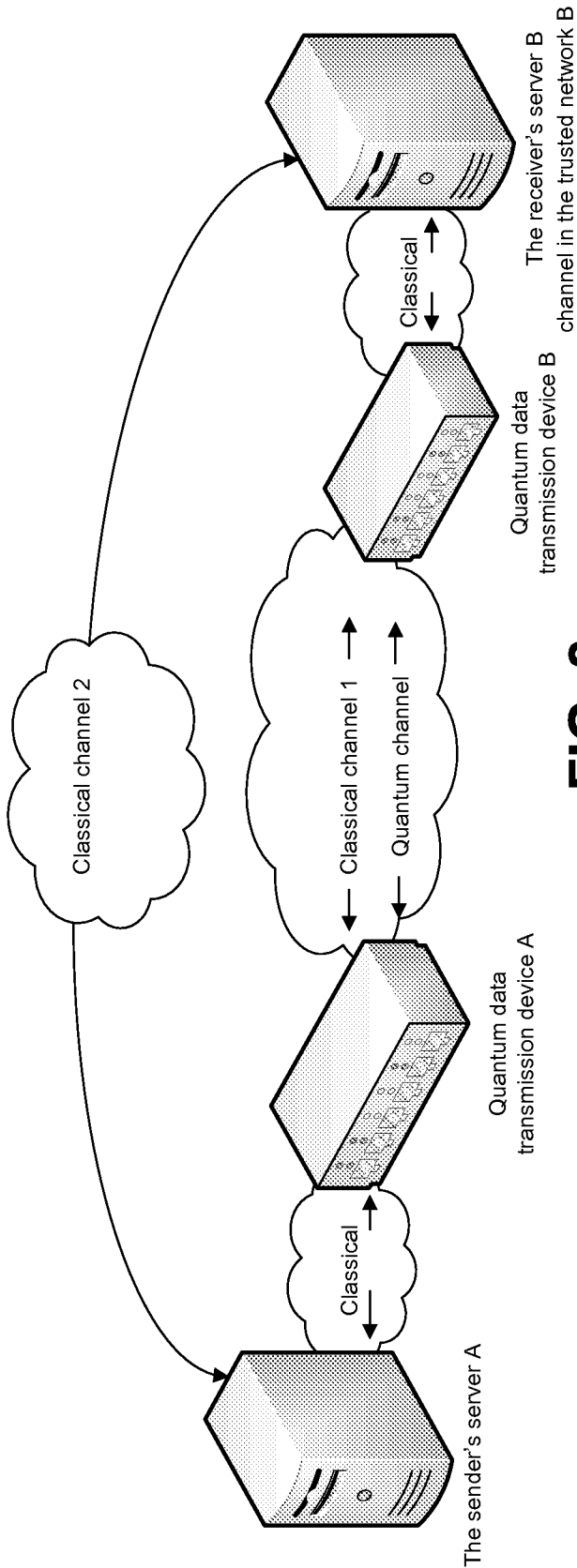


FIG. 8

7/7

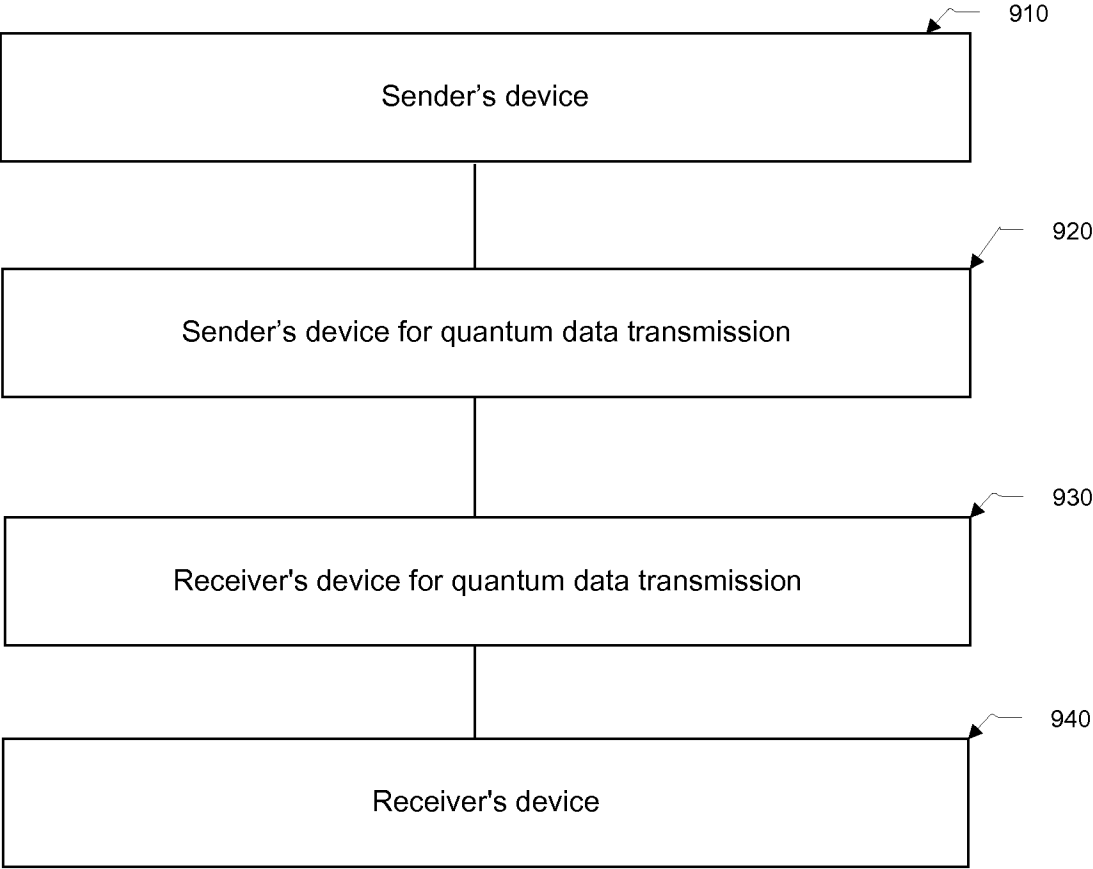


FIG. 9

INTERNATIONAL SEARCH REPORT

International application No.

PCT/US2015/058494

A. CLASSIFICATION OF SUBJECT MATTER

IPC(8) - H04L 9/08 (2015.01)

CPC - H04L 9/0858 (2015.10)

According to International Patent Classification (IPC) or to both national classification and IPC

B. FIELDS SEARCHED

Minimum documentation searched (classification system followed by classification symbols)

IPC(8) - H04L 9/00, 08, 30 (2015.01)

CPC - H04B 10/70; H04L 9/0858, 0891 (2015.10)

Documentation searched other than minimum documentation to the extent that such documents are included in the fields searched

USPC - 380/44, 277, 278 (Keyword delimited)

Electronic data base consulted during the international search (name of data base and, where practicable, search terms used)

Orbit, Google Patents, Google Scholar, Google.

Search terms used: quantum, key, distribution, shared, extract, privacy amplification, error correction.

C. DOCUMENTS CONSIDERED TO BE RELEVANT

Category*	Citation of document, with indication, where appropriate, of the relevant passages	Relevant to claim No.
X	US 2005/0036624 A1 (KENT et al) 17 February 2005 (17.02.2005) entire document	1, 15
Y		2-14, 16-27
Y	WO 2014/035696 A2 (LOS ALAMOS NATIONAL SECURITY, LLC) 6 March 2014 (06.03.2014) entire document	2-14, 16-27
Y	US 2007/0230688 A1 (TAJIMA et al) 04 October 2007 (04.10.2007) entire document	6-14, 20-27
Y	MENDES et al, "Quantum Cryptography: a direct approach", Article, 2011. Retrieved on [01.02.2016]. Retrieved from the internet <URL: http://www.fsma.edu.br/si/edicao7/FSMA_SI_2011_1_Tutorial_1_en.pdf > entire document	10-12, 23-25
Y	US 2008/0147820 A1 (MAEDA et al) 19 June 2008 (19.06.2008) entire document	11, 12, 24
Y	US 2012/0314863 A1 (TROUPE et al) 13 December 2012 (13.12.2012) entire document	19
A	US 2006/0059343 A1 (BERZANSKIS et al) 16 March 2006 (16.03.2006) entire document	1-27

☐ Further documents are listed in the continuation of Box C.☐ See patent family annex.

* Special categories of cited documents:

"A" document defining the general state of the art which is not considered to be of particular relevance

"E" earlier application or patent but published on or after the international filing date

"L" document which may throw doubts on priority claim(s) or which is cited to establish the publication date of another citation or other special reason (as specified)

"O" document referring to an oral disclosure, use, exhibition or other means

"P" document published prior to the international filing date but later than the priority date claimed

"T" later document published after the international filing date or priority date and not in conflict with the application but cited to understand the principle or theory underlying the invention

"X" document of particular relevance; the claimed invention cannot be considered novel or cannot be considered to involve an inventive step when the document is taken alone

"Y" document of particular relevance; the claimed invention cannot be considered to involve an inventive step when the document is combined with one or more other such documents, such combination being obvious to a person skilled in the art

"&" document member of the same patent family

Date of the actual completion of the international search

02 February 2016

Date of mailing of the international search report

09 FEB 2016

Name and mailing address of the ISA/

Mail Stop PCT, Attn: ISA/US, Commissioner for Patents

P.O. Box 1450, Alexandria, VA 22313-1450

Facsimile No. 571-273-8300

Authorized officer

Blaine R. Copenheaver

PCT Helpdesk: 571-272-4300

PCT OSP: 571-272-7774

INTERNATIONAL SEARCH REPORT

International application No.

PCT/US2015/058494

Box No. II Observations where certain claims were found unsearchable (Continuation of item 2 of first sheet)

This international search report has not been established in respect of certain claims under Article 17(2)(a) for the following reasons:

1. ☐ Claims Nos.:
because they relate to subject matter not required to be searched by this Authority, namely:

2. ☐ Claims Nos.:
because they relate to parts of the international application that do not comply with the prescribed requirements to such an extent that no meaningful international search can be carried out, specifically:

3. ☐ Claims Nos.:
because they are dependent claims and are not drafted in accordance with the second and third sentences of Rule 6.4(a).

Box No. III Observations where unity of invention is lacking (Continuation of item 3 of first sheet)

This International Searching Authority found multiple inventions in this international application, as follows:

See supplemental page

1. ☐ As all required additional search fees were timely paid by the applicant, this international search report covers all searchable claims.
2. ☐ As all searchable claims could be searched without effort justifying additional fees, this Authority did not invite payment of additional fees.
3. ☐ As only some of the required additional search fees were timely paid by the applicant, this international search report covers only those claims for which fees were paid, specifically claims Nos.:
4. ☒ No required additional search fees were timely paid by the applicant. Consequently, this international search report is restricted to the invention first mentioned in the claims; it is covered by claims Nos.:
1-27

Remark on Protest

- ☐ The additional search fees were accompanied by the applicant's protest and, where applicable, the payment of a protest fee.
- ☐ The additional search fees were accompanied by the applicant's protest but the applicable protest fee was not paid within the time limit specified in the invitation.
- ☐ No protest accompanied the payment of additional search fees.

Continued from Box No. III Observations where unity of invention is lacking

This application contains the following inventions or groups of inventions which are not so linked as to form a single general inventive concept under PCT Rule 13.1. In order for all inventions to be examined, the appropriate additional examination fees must be paid.

Group I, claims 1-27, drawn to quantum key distribution.

Group II, claims 28-40, drawn to privacy amplification.

Group III, claims 41-42, drawn to a system for data transmission based on quantum keys.

The inventions listed as Groups I, II and III do not relate to a single general inventive concept under PCT Rule 13.1 because, under PCT Rule 13.2, they lack the same or corresponding special technical features for the following reasons: the special technical feature of the Group I invention: extracting from the obtained bit stream after error correction as claimed therein is not present in the invention of Groups II and III. The special technical feature of the Group II invention: obtaining restrictions for selecting a privacy amplification mode; selecting the privacy amplification mode based on the restrictions as claimed therein is not present in the invention of Groups I or III. The special technical feature of the Group III invention: providing data to be transmitted of a quantum communication device comprising a sender and receiver as claimed therein is not present in the invention of Groups I or II.

Groups I, II and III lack unity of invention because even though the inventions of these groups require the technical feature of quantum keys; privacy amplification algorithm, this technical feature is not a special technical feature as it does not make a contribution over the prior art.

Specifically, US 2006/0059343 A1 (BERZANSKIS et al) 16 March 2006 (16.03.2006) teaches quantum keys (Paras. 27-28); privacy amplification algorithm (Paras. 40-42).

Since none of the special technical features of the Group I, II or III inventions are found in more than one of the inventions, unity of invention is lacking.