



US00D745957S

(12) **United States Design Patent**  
**Pan**

(10) **Patent No.:** **US D745,957 S**

(45) **Date of Patent:** **\*\* Dec. 22, 2015**

(54) **CEILING FAN MOTOR HOUSING**  
(71) Applicant: **YOUNGO LIMITED**  
(72) Inventor: **Peter Pan**, New Taipei (TW)  
(73) Assignee: **YOUNGO LIMITED**, Central (HK)  
(\*\*) Term: **14 Years**  
(21) Appl. No.: **29/495,843**

D541,406 S *	4/2007	Pickett	.....	D23/411
D545,422 S *	6/2007	Glasbrenner	.....	D23/377
D555,238 S *	11/2007	Pickett	.....	D23/411
D573,243 S *	7/2008	Pan	.....	D23/377
D573,246 S *	7/2008	Teiber	.....	D23/411
D580,544 S *	11/2008	Badarello	.....	D23/411
D593,194 S *	5/2009	Pan	.....	D23/377
D621,496 S *	8/2010	Chen	.....	D23/377
D715,918 S *	10/2014	Pan	.....	D23/411
2011/0033309 A1 *	2/2011	Chen	.....	F04D 29/601 416/244 R
2015/0240824 A1 *	8/2015	Jones	.....	F04D 25/088 417/423.15

(22) Filed: **Jul. 3, 2014**  
(51) **LOC (10) Cl.** ..... **23-04**  
(52) **U.S. Cl.**  
USPC ..... **D23/411**  
(58) **Field of Classification Search**  
USPC ..... D23/377, 370-376, 378-394, 411-414,  
D23/499; 416/5, 62, 170 R, 214 R, 184, 206,  
416/207, 210 R, 220 R, 241 R, 244 R, 248,  
416/223 R, 232, 234, 242; 417/423.1;  
392/361, 364  
CPC ..... F04D 25/088; F04D 29/00; F04D 29/005;  
F04D 29/34; F04D 29/40  
See application file for complete search history.

\* cited by examiner

*Primary Examiner* — Susan Bennett Hattan  
*Assistant Examiner* — Marie Fast Horse  
(74) *Attorney, Agent, or Firm* — Bruce Stone LLP; Joseph Bruce

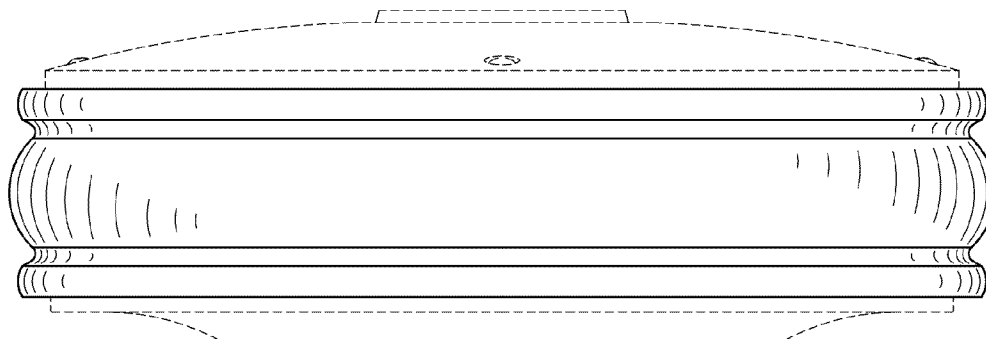
(57) **CLAIM**  
The ornamental design for a ceiling fan motor housing, as shown and described.

**DESCRIPTION**

FIG. 1 is a perspective view of the present design;  
FIG. 2 is a front view of the present design, the rear view of the present design being a mirror image thereof;  
FIG. 3 is a right side view of the present design, the left view of the present design being a mirror image thereof;  
FIG. 4 is a top view of the present design;  
FIG. 5 is bottom view of the present design; and,  
FIG. 6 is another perspective view of the ceiling fan of the present design.  
The broken lines in the drawings depict parts of the ceiling fan motor housing that form no part of the claimed design.

**1 Claim, 5 Drawing Sheets**

(56) **References Cited**  
U.S. PATENT DOCUMENTS  
6,199,813 B1 \* 3/2001 Oliva ..... F04D 25/088  
248/342  
6,598,846 B1 \* 7/2003 Lackey, Jr. .... F04D 25/088  
248/343  
D510,428 S \* 10/2005 Hidalgo ..... D23/411  
D515,199 S \* 2/2006 Hidalgo ..... D23/411  
D526,715 S \* 8/2006 Glasbrenner ..... D23/411  
D527,090 S \* 8/2006 Pan ..... D23/377  
D531,297 S \* 10/2006 Ertze ..... D23/377  
D532,510 S \* 11/2006 Pickett ..... D23/411



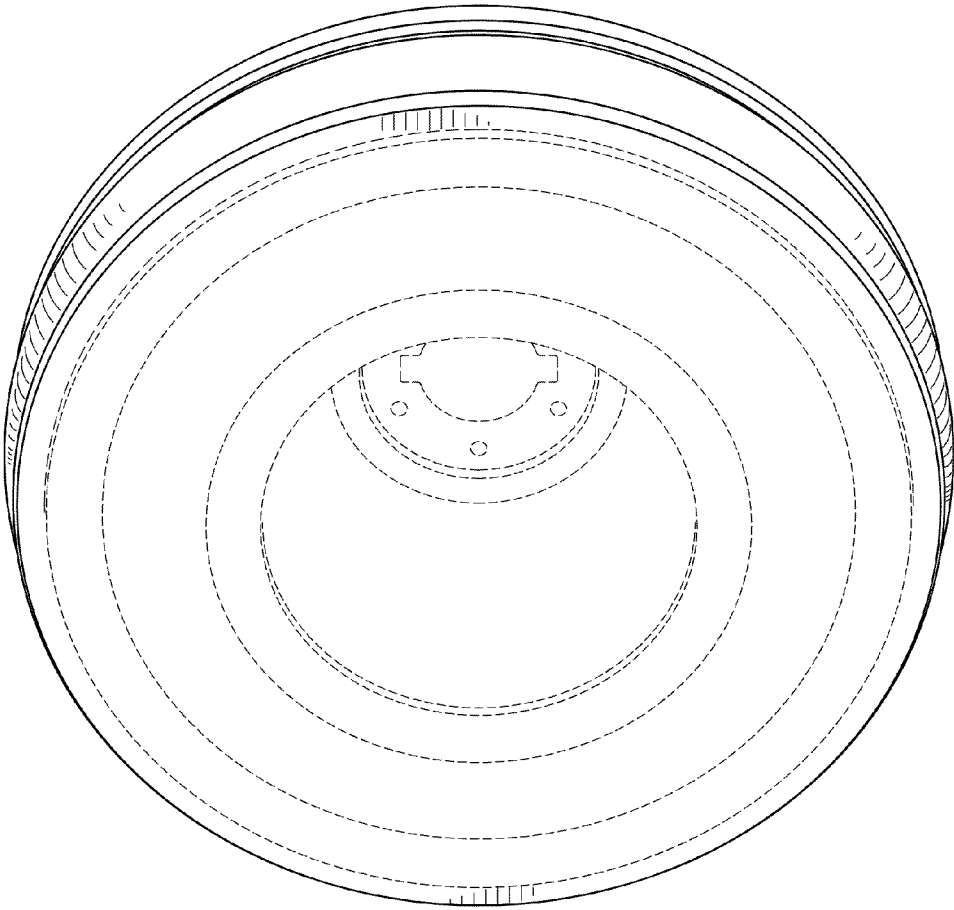


FIG. 1




FIG. 2




FIG. 3

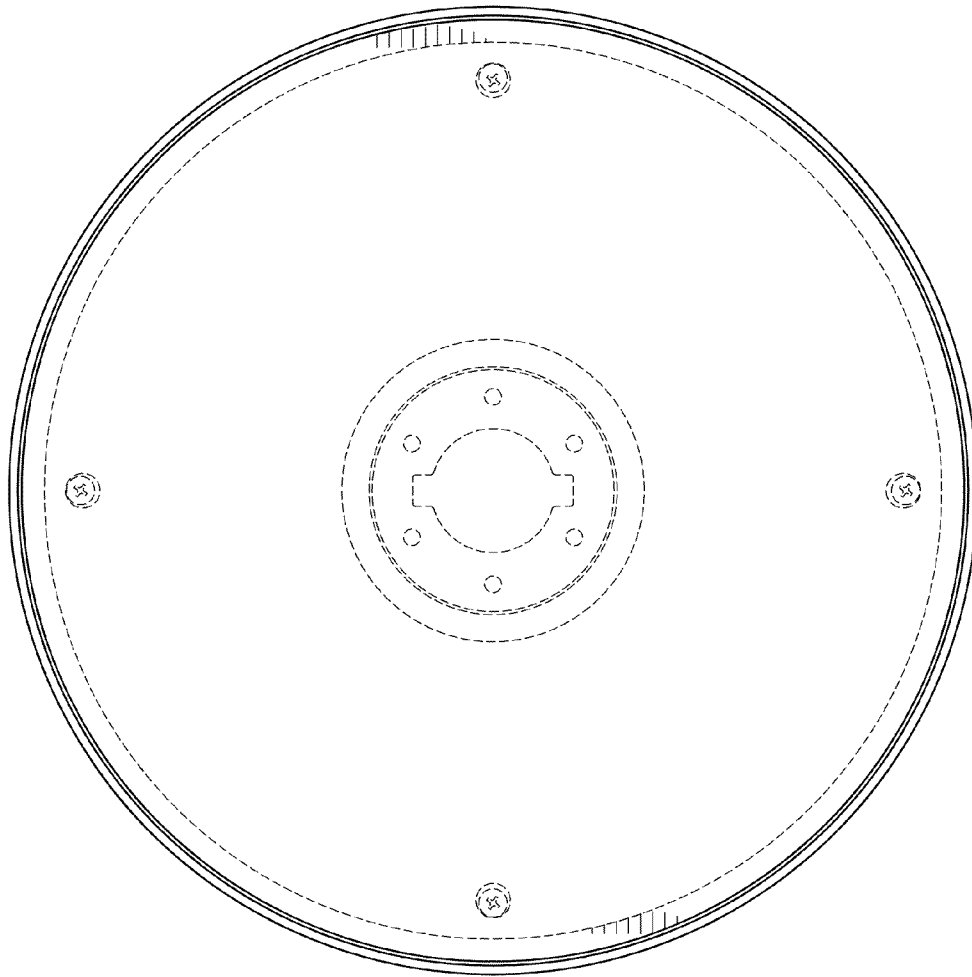


FIG. 4

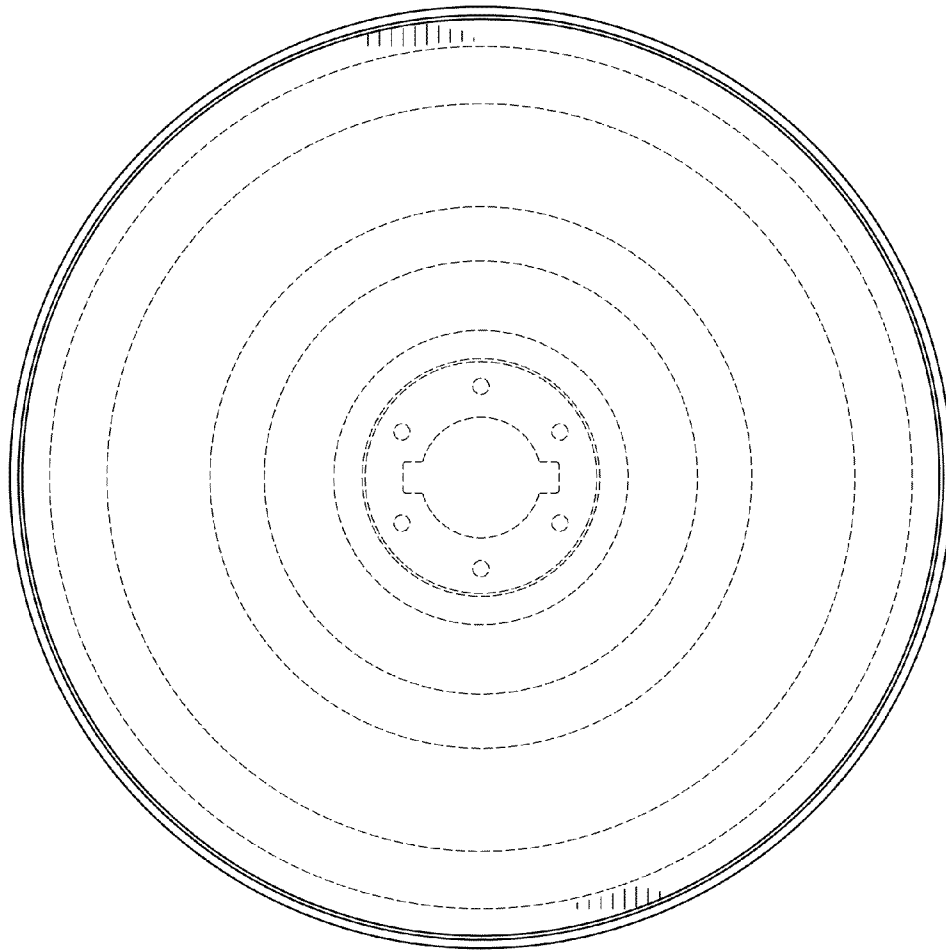


FIG. 5

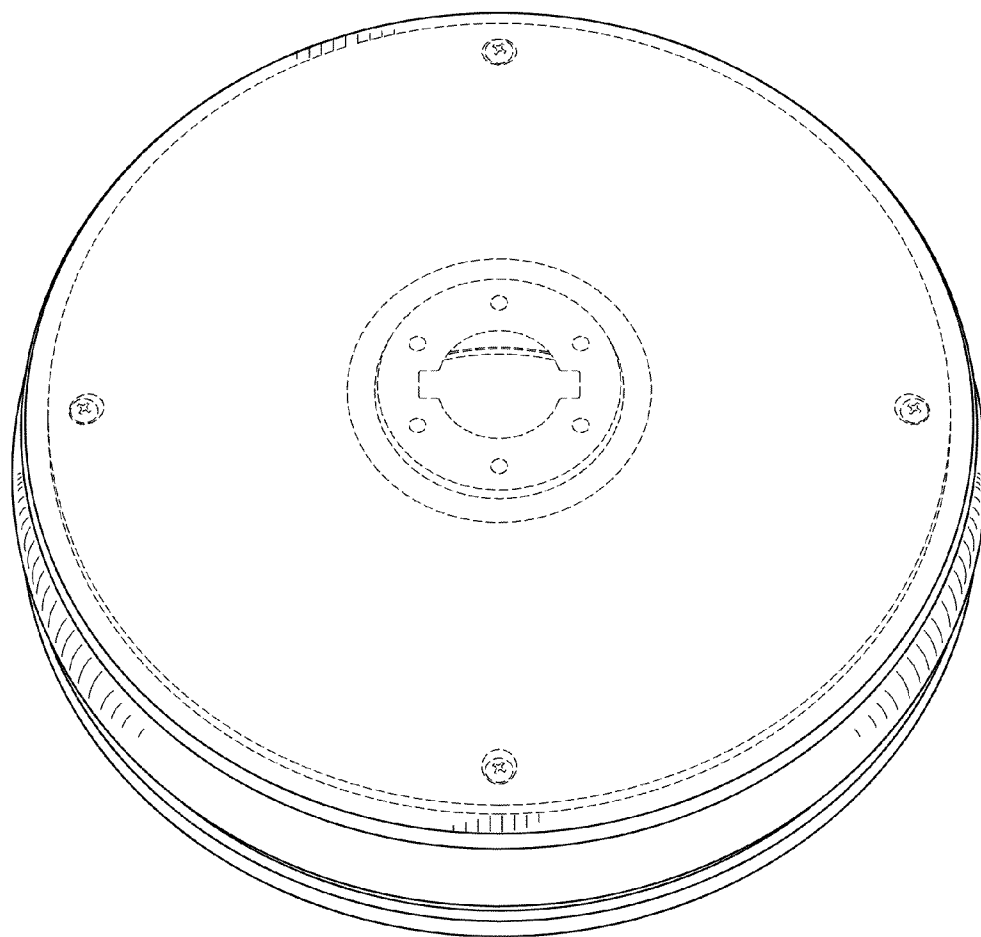


FIG. 6