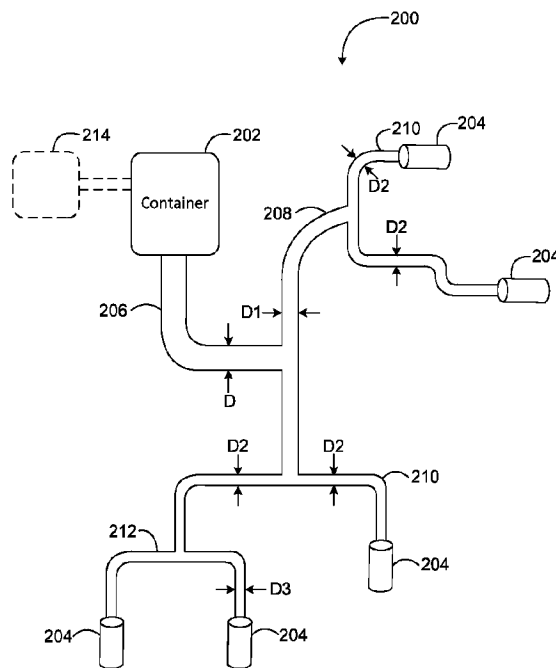




(86) Date de dépôt PCT/PCT Filing Date: 2013/03/15
 (87) Date publication PCT/PCT Publication Date: 2014/01/09
 (45) Date de délivrance/Issue Date: 2021/05/25
 (85) Entrée phase nationale/National Entry: 2014/09/15
 (86) N° demande PCT/PCT Application No.: US 2013/032195
 (87) N° publication PCT/PCT Publication No.: 2014/007862
 (30) Priorités/Priorities: 2012/03/16 (US13/423,133);
 2012/08/24 (US13/594,738)

(51) Cl.Int./Int.Cl. *A62D 1/02* (2006.01),
A62C 13/76 (2006.01)
 (72) Inventeurs/Inventors:
 MITCHELL, MARK DUNN, US;
 BLACK, JOHN FORBES, US;
 MILLS, KURT, US
 (73) Propriétaire/Owner:
 MEGGITT SAFETY SYSTEMS, INC., US
 (74) Agent: RIDOUT & MAYBEE LLP

(54) Titre : MATERIAUX ET SYSTEMES D'EXTINCTION D'INCENDIE ET PROCEDES D'UTILISATION
 (54) Title: FIRE SUPPRESSING MATERIALS AND SYSTEMS AND METHODS OF USE



(57) **Abrégé/Abstract:**

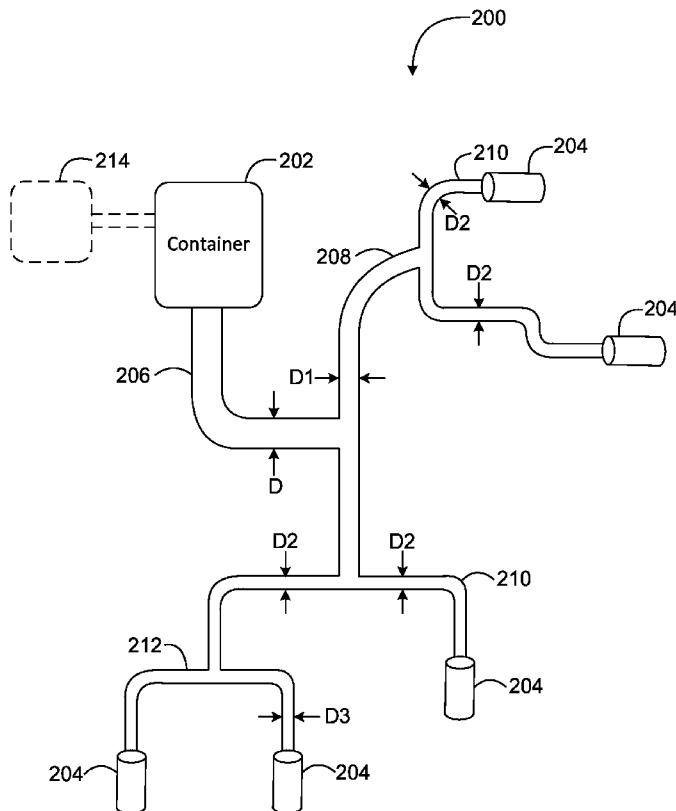
A fire suppressant mixture comprising: an organic or supplemental organic fire suppressant compound; a halogen element, and an organic compound, wherein the organic fire suppressant compound, the halogen element and the organic compound are combined such that a boiling point of the mixture is lower than the boiling point of the organic fire suppressant. In some embodiments, the organic fire suppressant compound is FK 5-1-12 and the organic compound is carbon dioxide. In other embodiments, the mixture is supplemented with an additional organic compound such as CF_3I or 2,2-Dichloro-1,1,1-trifluoroethane (R123), or an halogen element. In some embodiments an inorganic pressurizing gas, such as nitrogen, is also added.

(12) INTERNATIONAL APPLICATION PUBLISHED UNDER THE PATENT COOPERATION TREATY (PCT)

(19) World Intellectual Property
Organization
International Bureau(43) International Publication Date
9 January 2014 (09.01.2014)(10) International Publication Number
WO 2014/007862 A3

- (51) **International Patent Classification:**
A62D 1/08 (2006.01)
- (21) **International Application Number:**
PCT/US2013/032195
- (22) **International Filing Date:**
15 March 2013 (15.03.2013)
- (25) **Filing Language:** English
- (26) **Publication Language:** English
- (30) **Priority Data:**
13/423,133 16 March 2012 (16.03.2012) US
13/594,738 24 August 2012 (24.08.2012) US
- (71) **Applicant:** MEGGITT SAFETY SYSTEMS, INC. [US/US]; 1915 Voyager Avenue, Simi Valley, CA 93063-3349 (US).
- (72) **Inventors:** MITCHELL, Mark, Dunn; 1915 Voyager Avenue, Simi Valley, CA 93063 (US). BLACK, John, Forbes; 1915 Voyager Avenue, Simi Valley, CA 93063 (US).
- (74) **Agent:** NOVAC, Paul, G.; Dickstein Shapiro LLP, 2049 Century Park East, Suite 700, Los Angeles, CA 90067-3109 (US).
- (81) **Designated States** (unless otherwise indicated, for every kind of national protection available): AE, AG, AL, AM, AO, AT, AU, AZ, BA, BB, BG, BH, BN, BR, BW, BY, BZ, CA, CH, CL, CN, CO, CR, CU, CZ, DE, DK, DM, DO, DZ, EC, EE, EG, ES, FI, GB, GD, GE, GH, GM, GT, HN, HR, HU, ID, IL, IN, IS, JP, KE, KG, KM, KN, KP, KR, KZ, LA, LC, LK, LR, LS, LT, LU, LY, MA, MD, ME, MG, MK, MN, MW, MX, MY, MZ, NA, NG, NI, NO, NZ, OM, PA, PE, PG, PH, PL, PT, QA, RO, RS, RU, RW, SC, SD, SE, SG, SK, SL, SM, ST, SV, SY, TH, TJ, TM, TN, TR, TT, TZ, UA, UG, US, UZ, VC, VN, ZA, ZM, ZW.
- (84) **Designated States** (unless otherwise indicated, for every kind of regional protection available): ARIPO (BW, GH, GM, KE, LR, LS, MW, MZ, NA, RW, SD, SL, SZ, TZ,

[Continued on next page]

(54) **Title:** FIRE SUPPRESSING MATERIALS AND SYSTEMS AND METHODS OF USE

(57) **Abstract:** A fire suppressant mixture comprising: an organic or supplemental organic fire suppressant compound; a halogen element, and an organic compound, wherein the organic fire suppressant compound, the halogen element and the organic compound are combined such that a boiling point of the mixture is lower than the boiling point of the organic fire suppressant. In some embodiments, the organic fire suppressant compound is FK 5-1-12 and the organic compound is carbon dioxide. In other embodiments, the mixture is supplemented with an additional organic compound such as CF_3I or 2,2-Dichloro-1,1,1-trifluoroethane (R123), or an halogen element. In some embodiments an inorganic pressurizing gas, such as nitrogen, is also added.

WO 2014/007862 A3

WO 2014/007862 A3

UG, ZM, ZW), Eurasian (AM, AZ, BY, KG, KZ, RU, TJ, TM), European (AL, AT, BE, BG, CH, CY, CZ, DE, DK, EE, ES, FI, FR, GB, GR, HR, HU, IE, IS, IT, LT, LU, LV, MC, MK, MT, NL, NO, PL, PT, RO, RS, SE, SI, SK, SM, TR), OAPI (BF, BJ, CF, CG, CI, CM, GA, GN, GQ, GW, ML, MR, NE, SN, TD, TG).

— *before the expiration of the time limit for amending the claims and to be republished in the event of receipt of amendments (Rule 48.2(h))*

(88) Date of publication of the international search report:

6 March 2014

Published:

— *with international search report (Art. 21(3))*

SPECIFICATION

FIRE SUPPRESSING MATERIALS AND SYSTEMS AND METHODS OF USE

[0001]

FIELD

[0002] The present patent document relates to fire suppressing materials and systems, and methods of using fire suppressing materials. More particularly, the present patent document relates to forming a mixture of an organic fire suppressant with another organic compound to modify a characteristic of the fire suppressant.

BACKGROUND

[0003] Aircraft operating conditions provide unique challenges for the design of aircraft fire suppression systems. For example, aircraft fire suppression systems must work at a wide range of temperatures. These temperature may range from +105° C when the aircraft is on the tarmac on a hot day, to as low as -55° C when the aircraft is at high altitudes.

[0004] For more than 50 years Halon 1301 has been the agent of choice for aircraft engine, auxiliary power unit (APU), and cargo fire suppression applications. Halon 1301 has a number of specific desirable properties that make it a popular choice for aircraft fire suppression systems. For example, Halon 1301 has a low boiling point and a high vapor pressure, which facilitates

agent-air mixing and distribution throughout the fire zone. In addition, the -58°C boiling point of Halon 1301 and its ability to freely vaporize at each point of discharge are desirable physical properties. However, due to the ozone depleting potential of Halon 1301 (Bromotrifluoromethane), manufacturing of the material ceased in most countries in 1995.

[0005] In many current systems, Halon 1301 is stored in a pressurized bottle, which uses nitrogen as a pressurizing gas. Nitrogen pressure beyond the natural vapor pressure of Halon 1301 is needed to provide system discharge energy at low temperatures. Nitrogen dissolved in the Halon solution also improves vaporization and breakup of liquid drops of Halon 1301 at low temperature similar to a “popcorn” effect.

[0006] Aircraft fire suppression systems are usually designed based on the weight of the agent required to achieve a specific minimum agent concentration in the fire zone immediately after the bottle discharges. The fire suppression system should be designed to function properly at the minimum operating temperature for the application. The minimum operating temperature is often the worst case scenario for the fire suppression system because agent vapor volume and vapor pressure decrease with decreasing temperature.

[0007] Another important consideration in the design of the fire suppression system is agent distribution. Agent distribution throughout the fire zone depends on the agent’s ability to mix with air entering the fire zone at each discharge location. The presence of clutter in the fire zone may present challenges to the line-of-sight transport between the discharge location and the fire threat.

[0008] Currently, there are no known fire suppression and extinguishing compounds that have the characteristics and capabilities of Halon 1301 but are also environmentally friendly.

SUMMARY

[0009] In view of the foregoing, an object according to one aspect of the present patent document is to provide a fire suppressant mixture. In other aspects of the present patent document, methods and systems related thereto are provided. Preferably the provided methods, systems, and mixtures address, or at least ameliorate one or more of the problems described above. To this end, a fire suppressant mixture is provided. In one embodiment the fire suppressant mixture comprises: an organic fire suppressant compound; a halogen element; and an organic compound, wherein the organic fire suppressant compound, the halogen element and the organic compound are combined such that a boiling point of the mixture is lower than a boiling point of the organic fire suppressant.

[0010] In some embodiments, the fire suppressant mixture includes a fire suppressant compound known as FK-5-1-12, a Fluoroketone, chemically dodecafluoro-2-methylpentane-3-one. In other embodiments, the organic fire suppressant is CF_3I , trifluoroiodomethane. In yet other embodiments, the organic fire suppressant may be a compound substantially similar to FK-5-1-12 or CF_3I . In some embodiments, large high molecular weight organic molecules containing a halogen with boiling point temperature below that of FK-5-1-12 may be used. In still other embodiments of the fire suppressant mixture, more than one organic fire suppressant compound may be used. In some of those embodiments, both FK-5-1-12 and CF_3I may be used. In other embodiments, FK-5-1-12 and CF_3I may be used in combination with 2,2-Dichloro-1,1,1-trifluoroethane (R123).

[0011] In some embodiments, the halogen element may be any element from column 7A of the periodic table. In a preferred embodiment, the halogen element is selected from the group consisting of bromine, iodine and chlorine.

[0012] The fire suppressant mixture may contain different organic compounds with a boiling point below that of the included organic fire suppressant compound. In some embodiments, the organic compound may be carbon dioxide. The organic compound may be mixed in any proportion with the organic fire suppressant. In a preferred embodiment, the mixture has an approximately 4 to 1 mass ratio of organic fire suppressant to organic compound. In some embodiments, more than one organic compound may be included in the mixture with the organic fire suppressant compound. In still yet other embodiments, multiple organic compounds may be mixed with multiple organic fire suppressant compounds.

[0013] In a preferred embodiment, the fire suppressant mixture that is formed is further pressurized by an inorganic gas. In some embodiments, the inorganic pressurizing gas is Nitrogen. In other embodiments it may be argon or helium or some other inert gas.

[0014] In some embodiments, the components of the fire suppressant mixture may be selected for particular characteristics or qualities they possess. For example, in some embodiments the components of the mixture may be selected based on environmental factors such as ozone depletion potential (ODP) and global warming potential (GWP). In such embodiments, the mixture may include an organic fire suppressant with an ODP of zero and a GWP of 1 or less.

[0015] In another aspect of the present patent document, a method of creating a fire suppressant mixture is provided. The method comprising the steps of: mixing an organic fire suppressant having a boiling point with a halogen element to produce a mixture, mixing the mixture with an organic compound having a lower boiling point than the boiling point of the organic fire suppressant to form a fire suppressant mixture having a boiling point lower than the boiling point of the organic fire suppressant compound.

[0016] In some embodiments of the method, the fire suppressant mixture may be pressurized with an inorganic gas. In some embodiments, the gas may be an inert gas. In a preferred embodiment, the gas is nitrogen.

[0017] In yet other embodiments of the method, the organic fire suppressant is FK-5-1-12, dodecafluoro-2-methylpentane-3-one or CF_3I , trifluoroiodomethane. In those embodiments, the organic compound may be carbon dioxide. In some embodiments the halogen element may be selected from the group consisting of bromine, iodine and chlorine.

[0018] In another aspect of the present patent document, the fire suppressant mixtures described herein are used in an improved fire suppression system for distribution. The fire suppression system comprises: a storage container including a mixture of an organic fire suppressant compound having a boiling point and an organic compound having a lower boiling point than the boiling point of the organic fire suppressant.

[0019] In a preferred embodiment of the fire suppression system, the storage container is pressurized with an inorganic gas. In some embodiments of the fire suppression system the organic fire suppressant compound is FK-5-1-12, dodecafluoro-2-methylpentane-3-one, CF_3I , trifluoroiodomethane or 2,2-Dichloro-1,1,1-trifluoroethane (R123). In some of those embodiments, the organic compound is carbon dioxide.

[0020] In some embodiments of the fire suppression system, the halogen element is selected from the group consisting of iodine, bromine and chlorine.

[0021] In some embodiments of the fire suppression system, tubing may be used to distribute the fire suppression mixture to a discharge location. In such embodiments the geometry of the tubing may be designed to maintain a minimum pressure within the fire suppression system.

[0022] In other embodiments, the fire suppression system includes distribution tubing and discharge geometries in communication with the distribution tubing at a plurality of discharge points, wherein the discharge exit geometry maintains a minimum pressure within the fire suppression system. In some of those embodiments, the discharge exit geometry comprises a nozzle that restricts the flow of the fire suppression mixture.

[0023] As described more fully below, the fire suppressant mixtures, systems, and methods described herein provide suitable alternatives to existing fire suppressants, particularly when used in cold temperature environments, such as those found in aircraft. Further aspects, objects, desirable features, and advantages of the mixtures, systems and methods disclosed herein will be better understood from the detailed description and drawings that follow in which various embodiments are illustrated by way of example. It is to be expressly understood, however, that the drawings are for the purpose of illustration only and are not intended as a definition of the limits of the claimed invention.

BRIEF DESCRIPTION OF THE DRAWINGS

[0024] Figure 1 illustrates how the vapor pressure, and thus the boiling point, of a mixture of dodecafluoro-2-methylpentane-3-one (FK-5-1-12) and CO₂ is affected by increasing the concentration of CO₂ in the mixture.

[0025] Figure 2 illustrates a fire suppression system for distributing a fire suppression mixture.

[0026] Figure 3 illustrates a method of creating a fire suppressant mixture for use in a fire suppression system.

[0027] Figure 4 illustrates a method of creating a fire suppressant mixture that includes a halogen element for use in a fire suppression system.

DETAILED DESCRIPTION OF THE EMBODIMENTS

[0028] The present patent document teaches the use of an organic blend of compounds to create a fire suppression agent. By using an organic blend of compounds comprised from component compounds, it is possible to create a mixture that retains desirable characteristics of each of its components. Accordingly, fire suppressing agents may be formed that have numerous desirable features of their components and are thus better suited to handle fire suppression in diverse environments like the ones found on aircraft. Blending component compounds together also means that a wider range of compounds may be used because all the desirable features do not necessarily have to be exhibited by a single component. In a preferred embodiment, an organic fire suppressant may be blended with a compatible compound to modify a physical property of the organic fire suppressant and make it more suitable for a particular application.

[0029] Although in a preferred embodiment a single organic fire suppressant compound is mixed with a single organic compound, in other embodiments more than one organic fire suppressant may be included in the components of the mixture or more than one organic compound may be included in the components of the mixture. For example, in some embodiments more than one organic fire suppressant compound may be combined with a single organic compound. In other embodiments, a single organic fire suppressant compound may be combined with multiple organic compounds. In still other embodiments, multiple organic fire suppressant compounds may be combined with multiple organic compounds.

[0030] Although the embodiments described herein consist of a combination of organic compounds, additional chemical elements may be mixed with the fire suppressant compound in some embodiments. In some embodiments, at least one chemical element may be mixed with

the fire suppressant compound. In embodiments that included a chemical element mixed with the fire suppressant compound, a preferred chemical element is a halogen element.

[0031] As used herein, “organic compound” is used broadly to refer to any compound that includes carbon whether or not the organic compound would be considered a fire suppressant. In the preferred embodiment, the organic compound has fire suppressant characteristics.

[0032] As used herein, “halogen element” is used to refer to the elements in the periodic table in group 7A including fluorine (F), chlorine (Cl), bromine (Br), iodine (I).

[0033] In various embodiments, component compounds may be blended together to improve various different characteristics. For example, in some embodiments, an organic fire suppressant may be mixed with an organic compound with a lower boiling point to lower the boiling point of the resultant mixture. In other embodiments, other characteristics may be improved or modified. In a preferred embodiment, the components of the mixture are chosen such that the resultant mixture exhibits characteristics of improved fire suppression effectiveness and airborne weight efficiency.

[0034] When selecting component compounds to mix together, the characteristics of each component may be selected to achieve a resultant mixture with specific characteristics. One characteristic that may be considered in an embodiment of a new fire suppression agent is ozone depletion potential (ODP). In a preferred embodiment, the component compounds comprising the mixture have a lower ODP than Halon 1301 or at least are chosen such that the resultant mixture has an ODP less than Halon 1301. In a more preferable embodiment, the component compounds comprising the mixture have half or less the ODP of Halon 1301 or result in a mixture with half or less the ODP of Halon 1301. In an even more preferable embodiment, component compounds may be selected that have little or no ODP, ODP of 1 or less, and result

in a mixture with an ODP of 1 or less. In yet an even more preferable embodiment, component compounds are used that have an ODP of zero thus resulting in a mixture with an ODP of zero.

[0035] Another characteristic that maybe considered is global warming potential (GWP).

The Global Warming Potential (GWP) is an index that provides a relative measure of the possible climate impact due to a compound, which acts as a greenhouse gas in the atmosphere.

The GWP of a compound, as defined by the Intergovernmental Panel on Climate Change (IPCC), is calculated as the integrated radiative forcing due to the release of 1 kilogram of that compound relative to the warming due to 1 kilogram of CO₂ over a specified period of time (the integration time horizon (ITH)).

$$GWP_x = \frac{\int_0^{ITH} F_x C_x \exp(-t / \tau_x) dt}{\int_0^{ITH} F_{CO_2} C_{CO_2}(t) dt}$$

[0036] Where F is the radiative forcing per unit mass of a compound (the change in the flux of radiation through the atmosphere due to the IR absorbance of that compound), C is the atmospheric concentration of a compound, τ is the atmospheric lifetime of a compound, t is time and x is the compound of interest.

[0037] The commonly accepted ITH is 100 years representing a compromise between short-term effects (20 years) and longer-term effects (500 years or longer). The concentration of an organic compound, x , in the atmosphere is assumed to follow pseudo first order kinetics (i.e., exponential decay). The concentration of CO₂ over that same time interval incorporates a more complex model for the exchange and removal of CO₂ from the atmosphere (the Bern carbon cycle model).

[0038] There are only two independent variables in the GWP calculation that are affected by the physical/environmental characteristics of the compound - the radiative forcing and the atmospheric lifetime. Hydrofluorocarbons (HFCs) and perfluorocarbons (PFCs) absorb infrared (IR) energy in the “window” at 8 to 12 μm which is largely transparent in the natural atmosphere. Absorption of IR energy within this atmospheric window is characteristic of all fluorinated compounds. As shown in Figure 1, the radiative forcing values for PFCs and HFCs scale essentially linearly with the number of carbon-fluorine bonds due to the specific IR absorbance of those bonds at nominally 8 μm (1250 cm^{-1}). This IR absorbance, coupled with their relatively long atmospheric lifetimes, makes HFCs and PFCs greenhouse gases with high GWPs. Since all fluorinated compounds will absorb IR in these wavelengths, the most effective approach to producing low GWP alternatives is to develop compounds with shorter atmospheric lifetimes.

[0039] In a preferred embodiment, the component compounds comprising the mixture have a lower GWP than Halon 1301 and thus, the resultant mixture has a GWP less than Halon 1301. In a more preferable embodiment, the component compounds comprising the mixture have half or less the GWP of Halon 1301 resulting in a mixture with half or less the GWP of Halon 1301. In an even more preferable embodiment, component compounds are used that have a GWP of 1 thus resulting in a mixture with a GWP of 1.

[0040] Other characteristics of the component compounds that may be considered include but are not limited to a components fire suppression capability, toxicity to humans, destructive capability towards the zone it is being used to protect, and any other important fire suppression, retarding, or extinguishing properties.

[0041] There are a number of organic fire suppression compounds that are environmentally friendly. For example, FK-5-1-12, dodecafluoro-2-methylpentane-3-one, $C_6F_{12}O$, fluid is an environmentally friendly (ODP 0) fire suppression agent manufactured by 3M®. Organic fire suppressants include but are not limited to FK-5-1-12, dodecafluoro-2-methylpentan-one, CF_3I , compounds similar to or derived from FK-5-1-12 and CF_3I , large high molecular weight organic molecules containing a halogen with boiling point temperature below that of FK-5-1-12, HFC-125, 2,2-Dichloro-1,1,1-trifluoroethane (R123), and other organics that may be used as fire suppressants, retardants, or extinguishers. In different embodiments, organic fire suppressants may be either halogenated or non-halogenated.

[0042] In some embodiments, components may be selected that in isolation have good fire suppressant qualities. However, in other embodiments, a component may be used that is not known to be a fire suppressant but has some other desirable quality that will enhance the effectiveness of the mixture. In yet other embodiments, component compounds may be used that in isolation are not fire suppressants but when mixed together create a mixture with fire suppressant characteristics.

[0043] FK-5-1-12, dodecafluoro-2-methylpentan-one is a high molecular weight material, compared with the first generation halocarbon clean agents. The product has a heat of vaporization of 88.1 kJ/kg and low vapor pressure. Although it is a liquid at room temperature, under normal temperatures it gasifies immediately after being discharged in a total flooding system.

[0044] FK-5-1-12 is based on a proprietary chemistry from 3M® called C6-fluoroketone; it is also known as dodecafluoro-2-methylpentane-3-one; its ASHRAE nomenclature is FK 5-1-12 — the way it is designated in NFPA 2001 and ISO 14520 clean agent standards. Chemically, it

is a fluorinated ketone with the systematic name 1,1,1,2,2,4,5,5,5-nonafluoro-4-(trifluoromethyl)-3-pentanone and the structural formula $\text{CF}_3\text{CF}_2\text{C}(=\text{O})\text{CF}(\text{CF}_3)_2$, a fully fluorinated analog of ethyl isopropyl ketone.

[0045] Another known fire suppressant that is less harmful to the ozone than Halon is Trifluoroiodomethane, also referred to as trifluoromethyl iodide. Trifluoroiodomethane is a halomethane with the formula CF_3I . It contains carbon, fluorine, and iodine atoms. Although iodine is several hundred times more efficient at destroying stratospheric ozone than chlorine, experiments have shown that because the weak C-I bond breaks easily under the influence of water (owing to the electron-attracting fluorine atoms), trifluoroiodomethane has an ozone depleting potential less than one-thousandth that of Halon 1301 (0.008-0.01). Its atmospheric lifetime, at less than 1 month, is less than 1 percent that of Halon 1301.

[0046] The problem with FK-5-1-12 and CF_3I in isolation is that they have relatively high normal boiling points. The boiling point of a substance is the temperature at which the vapor pressure of the liquid equals the environmental pressure surrounding the liquid.

[0047] A liquid in a vacuum has a lower boiling point than when that liquid is at sea level atmospheric pressure. A liquid at high-pressure has a higher boiling point than when that liquid is at sea level atmospheric pressure. In other words, the boiling point of a liquid varies depending upon the surrounding environmental pressure. For a given pressure, different liquids boil at different temperatures.

[0048] The normal boiling point (also called the atmospheric boiling point or the atmospheric pressure boiling point) of a liquid is the special case in which the vapor pressure of the liquid equals the defined atmospheric pressure at sea level, 1 atmosphere. At that temperature, the vapor pressure of the liquid becomes sufficient to overcome atmospheric

pressure and allow bubbles of vapor to form inside the bulk of the liquid. The standard boiling point is now (as of 1982) defined by IUPAC as the temperature at which boiling occurs under a pressure of 1 bar.

[0049] High boiling point agents such as FK 5-1-12 (normal boiling point of 49°C) and CF₃I (normal boiling point of -23°C) do not freely vaporize below each respective boiling temperature. Consequently, in cold temperature environments like those found on an airplane at altitude, agent distribution must rely on atomization by mechanical treatment, or sheer momentum. This makes FK 5-1-12 and CF₃I less than ideal replacements for Halon as aircraft fire suppressants when used by themselves. However, in embodiments of the present patent document, these agents may be blended with a compatible compound to modify their boiling point and thus, increase their effectiveness as fire suppressants in cold environments.

[0050] In some embodiments, FK 5-1-12 or CF₃I may be blended with another organic compound with a lower boiling point to lower the boiling point of the organic fire suppressant. The result of the mixture, due to both materials being organic compounds and miscible within each other, is a liquid phase exhibiting a boiling point between that of the organic fire suppressant and the organic compound mixed with the organic fire suppressant.

[0051] The boiling point of a mixture is a function of the vapor pressures of the various components in the mixture. As a general trend, vapor pressures of liquids at ambient temperatures increase with decreasing boiling points. Raoult's law gives an approximation to the vapor pressure of mixtures of liquids. It states that the activity (pressure or fugacity) of a single-phase mixture is equal to the mole-fraction-weighted sum of the components' vapor pressures:

$$P_{\text{mix}} = \sum_i x_i P_i^0$$

where p is the mixture's vapor pressure, i is one of the components of the mixture and X is the mole fraction of that component in the liquid mixture. The term $P_{X,i}$ is the partial pressure of component i in the mixture. Raoult's Law is applicable only to non-electrolytes (uncharged species); it is most appropriate for non-polar molecules with only weak intermolecular attractions (such as London forces).

[0052] Systems that have vapor pressures higher than indicated by the above formula are said to have positive deviations. Such a deviation suggests weaker intermolecular attraction than in the pure components, so that the molecules can be thought of as being "held in" the liquid phase less strongly than in the pure liquid. An example is the azeotrope of approximately 95% ethanol and water. Because the azeotrope's vapor pressure is higher than predicted by Raoult's law, it boils at a temperature below that of either pure component.

[0053] There are also systems with negative deviations that have vapor pressures that are lower than expected. Such a deviation is evidence for stronger intermolecular attraction between the constituents of the mixture than exists in the pure components. Thus, the molecules are "held in" the liquid more strongly when a second molecule is present. An example is a mixture of trichloromethane (chloroform) and 2-propanone (acetone), which boils above the boiling point of either pure component.

[0054] In a preferred embodiment, an organic fire suppressant compound is mixed with a second organic compound with a lower boiling point to create a fire suppressant mixture with a lower boiling point than that of the organic fire suppressant compound. In an even more preferred embodiment, the fire suppressant mixture has little to no ODP and a low GWP. The lower boiling point improves free vaporization characteristics of the mixture.

[0055] In a preferred embodiment, the boiling point of the mixture is between 1 and 40 degrees Celsius lower than the boiling point of the organic fire suppressant compound by itself. In a more preferred embodiment, the boiling point of the mixture is between 40 and 75 degrees Celsius lower than the boiling point of the organic fire suppressant compound by itself. In an even more preferable embodiment, the boiling point of the mixture is between 75 and 100 degrees Celsius lower than the boiling point of the organic fire suppressant compound by itself.

[0056] Various types of organic compounds may be mixed with the organic fire suppressant to modify various different characteristics of the organic fire suppressant. Organic compounds that may be used include but are not limited to CO₂ and other organic compounds that exhibit desirable characteristics.

[0057] In one embodiment, FK 5-1-12 is mixed with carbon dioxide (CO₂). The boiling point of CO₂ at standard atmospheric pressure is -78.5° C. When mixed with Novec 1230, which has a boiling point of 49° C, the added CO₂ will lower the boiling point of the total mixture.

[0058] In addition to having a low boiling point, CO₂ may also be used as a fire suppressant and is environmentally friendly. However, CO₂ in large enough quantities to be a fire suppressant by itself is toxic to humans. When CO₂ is mixed with FK 5-1-12, the resultant mixture exhibits the advantageous properties of both of its components. Namely, an environmentally friendly fire suppressant with a lower boiling point that is safe for use around humans. The lower boiling point improves the mixtures free vaporization characteristics and helps it disperse better in air at cold temperatures and flood the area for which fire suppression is desired.

[0059] In different embodiments, different quantities of organic fire suppressants and organic compounds may be mixed together. These quantities may be determined based on the

specific application the fire suppressant mixture is designed to be used in. For example, a requirement that the system be effective down to -60°C may require more CO_2 to be added to the organic fire suppressant than if the environmental requirement were less extreme.

[0060] Fig. 1 illustrates how the vapor pressure of a mixture changes with the mole fraction of each of the components in the mixture. As explained above, the boiling point typically follows an inverse relationship to the vapor pressure. The solid lines represent the partial pressure of FK 5-1-12 and CO_2 in the mixture. The dashed line represents the vapor pressure of the mixture. As may be seen in Fig. 1, the vapor pressure transitions from that of pure FK 5-1-12 to that of pure CO_2 as the mole fraction of CO_2 is increased. Fig. 1 illustrates how the vapor pressure of the mixture is affected by increasing the concentration of CO_2 in the mixture and accordingly, the boiling point is lowered. While Fig. 1 uses FK 5-1-12 and CO_2 as examples, Fig. 1 is equally applicable to other mixtures of organic fire suppressants and organic compounds as explained above with respect to Raoult's law.

[0061] As explained above, the mixture ideally contains the advantageous properties of both of the components. Accordingly, in some embodiments more CO_2 may be used to lower the boiling point of the mixture and in other embodiments, less CO_2 may be used to retain more of the properties of the organic fire suppressant. As with most mixtures, there will be a saturation point at which the organic compound may stop actually mixing with the organic fire suppressant. For example, at some point CO_2 will stop actually mixing with the FK 5-1-12. This saturation point changes with temperature and more organic compound may be mixed with the organic fire suppressant at higher temperatures. In a preferred embodiment, approximately four (4) pounds of FK 5-1-12 are used for every one pound of CO_2 , a mass ratio of approximately 4 to 1. In other embodiments, other ratios may be used.

[0062] When mixed in a mass ratio of 4 to 1, the resultant mixture has a boiling point of approximately -34° C. This is significantly lower than the 49° C boiling point that FK 5-1-12 exhibits in isolation. Combining the fire suppression effectiveness of two physical acting agents results in a synergy between the agents to achieve fire suppression with a reduced concentration of CO₂, below 28%, and improved atomization of FK 5-1-12 at low temperatures.

[0063] In other embodiments of a fire suppressant mixture, CF₃I may be mixed with CO₂. Similar to FK 5-1-12, CF₃I may be mixed with CO₂ in different ratios depending on the characteristics desired in the resultant mixture. In a preferred embodiment, CF₃I is mixed with CO₂ in a 5 to 1 mass ratio. However, in other embodiments, other ratios may be used including 4 to 1.

[0064] An additional benefit to adding CO₂ to fire suppressant mixtures may be controlling the post-suppression flammability threshold. In some embodiments, additional CO₂ may be added to raise this threshold. The use of CO₂ can be an effective means to control post-discharge flammability of a flammable halocarbon. Additional CO₂ can avert issues of post suppression flammability when using CF₃I, 2-BTP or other fire suppressant compounds. The asymptotic effect followed by an avalanche increase in the flammability threshold that occurs in some embodiments of fire suppressant mixtures that include CO₂ may be used to prevent re-ignition potential. Small amounts of CO₂ may be used to elevate the flammability threshold above the volumetric concentration need for suppression with additional CO₂ content as dispersive aid at cold temperatures.

[0065] In yet other embodiments of a fire suppression mixture, both FK 5-1-12 and CF₃I may be mixed together with an organic compound such as CO₂. In some such embodiments, the total ratio of organic fire suppressant to organic compound may be 4 to 1. In other such

embodiments, the ratio may be closer to 5 to 1. In still other such embodiments, the ratio may be even lower.

[0066] Table 1 and Table 2 below lists mole fractions and mass fractions for an example embodiment of a mixture that contains two organic fire suppressant compounds and an organic compound. The stored volume of each component within two separate bottle volumes is also shown. In the example shown in Table 1, the mass fraction of organic fire suppressant compound to organic compound is approximately 2.3 to 1. In the examples shown in Table 1 and Table 2, the mass fraction between the two organic fire suppressants is split approximately evenly. However, in other embodiments more or less of either organic fire suppressant may be used.

| | FK 5-1-12 | CF₃I | CO₂ | Total |
|-------------------------------------|--------------------|------------------------|-----------------------|--------------------|
| Mole Weight | 316 | 195.9 | 44 | |
| Moles per Pound | 1.44 | 2.32 | 10.31 | |
| Weight (lbs) | 1.15 | 1.4 | 1.1 | 3.65 |
| Mole % | 10.2% | 20.0% | 69.8% | 100.0% |
| Weight % | 31.5% | 38.4% | 30.1% | 100.0% |
| Bottle Vol. (in³) | | | | |
| 150 | 13.25 | 16.13 | 12.67 | 42.05 |
| 224 | 8.87 | 10.80 | 8.49 | 28.16 |
| | lb/ft ³ | lb/ft ³ | lb/ft ³ | lb/ft ³ |

Table 1.

| | R123 | CF₃I | CO₂ | Total |
|-------------------------------------|--------------------|------------------------|-----------------------|--------------------|
| Mole Weight | 152.9 | 195.9 | 44 | |
| Moles per Pound | 2.97 | 2.32 | 10.31 | |
| Weight (lbs) | 1.00 | 1.00 | 0.2 | 3.65 |
| Mole % | 40.40% | 31.56% | 28.04% | 100.0% |
| Weight % | 45.45% | 45.45% | 9.10% | 100.0% |
| Bottle Vol. (in³) | | | | |
| 75 | 23.04 | 23.04 | 4.61 | 50.69 |
| | lb/ft ³ | lb/ft ³ | lb/ft ³ | lb/ft ³ |

Table 2.

[0067] In still yet other embodiments, as illustrated in Table 3, at least one chemical element may be mixed with the fire suppressant compound prior to mixing it with the organic compound. In a preferred embodiment that includes an additional chemical element mixed with the organic fire suppressant compound, the chemical element is a halogen element. Even more preferably, the halogen element is selected from the group consisting of iodine, bromine and chlorine. In embodiments that use a Halogen element, the halogen element may comprise between 4 and 32 mole percent of the composition depending on the application and intended environment for use. As one example, if iodine with a single atom molecule equivalent atomic weight of 126.9 is used as the halogen element, the halogen element may comprise between 4 and 32 mole percent of the total mixture. Table 3 gives an example where iodine is used as the halogen element and comprises 4.79 mole percent of the total mixture.

| | R123 | I₂ | CO₂ | Total |
|-------------------------------------|--------------------|----------------------|-----------------------|--------------------|
| Mole Weight | 152.9 | 253.8 | 44 | |
| Moles per Pound | 2.97 | 1.79 | 10.31 | |
| Weight (lbs) | 1.70 | 0.2 | 0.2 | 3.65 |
| Mole % | 67.60% | 4.79% | 27.61% | 100.0% |
| Weight % | 80.96% | 9.52% | 9.52% | 100.0% |
| Bottle Vol. (in³) | | | | |
| 75 | 39.17 | 4.61 | 4.61 | 48.38 |
| | lb/ft ³ | lb/ft ³ | lb/ft ³ | lb/ft ³ |

Table 3.

[0068] The halogen chemical elements need a liquid phase carrier and the organic fire suppressant compound serves as the liquid phase carrier for the halogen element when the two are mixed together. Of the halogen elements, chlorine, bromine, and iodine are the most chemically active in fire suppression because they chemically combine with oxygen due to heat in the region where combustion oxidation activity (fire) is present.

[0069] As explained above, fire suppressant systems are designed based on the weight of the agent required to achieve a specific minimum agent concentration in the fire zone. For many applications like aircraft, the lighter the system the better. Adding a small amount of a halogen element to the organic fire suppressing compound reduces the amount and overall weight of the organic fire-suppressing compound needed. The halogen element increases the chemical fire suppression activity compared to the primarily physical suppression affect exhibited by the organic fire suppression compound. The combination of the chemical and physical fire suppression allows for an overall reduction in the total weight of the fire suppression mixture.

[0070] In a preferred embodiment of a fire suppression mixture that includes a halogen element, FK 5-1-12 is mixed with a halogen element first and then with an organic compound with a lower boiling point. In a more preferred embodiment, FK 5-1-12 is mixed with Br or I and then with CO₂. The amount of halogen element added to the mixture may be between 5% and 30% of the total weight of the final mixture. In a preferred embodiment, the amount of halogen added to the mixture may be between 7% and 23% of the total weight of the final mixture. Even more preferably, the amount of halogen element added to the mixture may be between 12.4% and 15.1% of the total weight of the final mixture.

[0071] Table 4 demonstrates another embodiment of a fire suppressant mixture. In Table 4, the blend is a physical mixture of equal parts by weight of FK 5-1-12 and carbon dioxide. The blend disclosed in Table 4 may be pressurized in the fire suppression system with Nitrogen.

| Component ID | Chemical Name | Trade name or other | CAS ID | Weight Percent | Mole Percent |
|-----------------|--|---------------------|-----------|----------------|--------------|
| FK 5-1-12 | 1,1,1,2,2,4,5,5,5-Nonafluoro-4-(Trifluoromethyl)-3-Pentanone | Novec 1230 | 756-13-8 | 50% ± 0.15 lb | 12.2 ± 0.22 |
| CO ₂ | Carbon Dioxide | N/A | 124-38-9 | 50%± 0.15 lb | 87.8 ± 1.55 |
| N ₂ | Nitrogen | N/A | 7727-37-9 | N/A | N/A |

Table 4.

[0072] When using the blend disclosed in Fig. 4, a preferable maximum fill density for FK 5-1-12 and carbon dioxide, as individual components, is 29 pounds per cubic foot. Fill density is calculated by dividing component weight in pounds by bottle volume in units of cubic feet.

[0073] In a preferred embodiment, total maximum bottle fill density for both components is 58 pounds per cubic foot. Minimum fill density is 15 pounds per cubic foot for each component

resulting in a total minimum fill density of 30 pounds per cubic foot. In other embodiments, other fill densities may be possible.

[0074] In a preferred embodiment, once the fire suppressant mixture has been placed in the bottle, an inorganic gas is further used to pressurize the bottle. In a preferred embodiment using the fire suppressant blend from Table 4, nitrogen may be used to pressurize the bottle between 900 and 1225 psig depending on the application and piping architecture.

[0075] When using the blend of Table 4, bottles may be refilled using the following method: Bottle fill sequence: 1.) Clean and dry the bottle; 2.) Evacuate the bottle to 26 inches mercury vacuum or greater; 3.) Use the vacuum source in bottle to fill with Novec 1230 to specified weight +0.15, -0 pounds; 4.) Use pump to charge bottle with CO₂ to specified weight +0.15, -0.00 pounds; 5.) Pressurize the bottle with nitrogen to nominal pressure of 900, 1000, 1100, or 1200, psig at 21°C reference temperature based on the application and distribution system design. Nitrogen charge pressure at bottle temperature other than 21°C is based on bottle temperature at the time of charging. Pressurization tolerance is +25, -0 psig.

[0076] Table 5 demonstrates another embodiment of a fire suppressant mixture. In Table 5, the blend is a physical mixture of 75% CF₃I and 25% CO₂ by weight. The blend disclosed in Table 5 may be pressurized in the fire suppression system with Nitrogen.

| Component ID | Chemical Name | Trade name or other | CAS ID | Weight Percent | Mole Percent |
|-------------------|--|---------------------|-----------|----------------|--------------|
| CF ₃ I | Trifluoromethyl iodide or Iodotrifluoromethane | Triodide | 2314-97-8 | 75% ± 0.15 lb | 40 ± 0.35 |
| CO ₂ | Carbon Dioxide | N/A | 124-38-9 | 25% ± 0.15 lb | 60 ± 1.55 |
| N ₂ | Nitrogen | N/A | 7727-37-9 | N/A | N/A |

Table 5.

[0077] When using the blend disclosed in Fig. 5, a preferable maximum fill density for CF₃I is 52 pounds per cubic foot. A preferable maximum fill density for carbon dioxide is 18 pounds per cubic foot.

[0078] In a preferred embodiment, total maximum bottle fill density for both components is 70 pounds per cubic foot. Minimum fill density is 35 pounds per cubic foot for CF₃I and 13 pounds per cubic foot for CO₂ resulting in a total minimum fill density of 48 pounds per cubic foot. In other embodiments, other fill densities may be possible. In a preferred embodiment, once the fire suppressant mixture of Table 5 has been placed in the bottle, an inorganic gas, such as Nitrogen, may be used to pressurize the bottle between 800 and 1025 psig depending on the application and piping architecture.

[0079] In a preferred embodiment, the same procedure used to fill a bottle with the embodiment in Table 4 may be used to fill a bottle with the embodiment from Table 5 except the nitrogen should be used to pressurize the bottle to a pressure of 800, 900 or 1000 psig at 21° C.

[0080] Table 6 demonstrates another embodiment of a fire suppressant mixture. In Table 5, the blend is a physical mixture of 35% CF₃I, 35% FK 5-1-12, and 30% carbon dioxide by weight. The blend disclosed in Table 6 may be pressurized in the fire suppression system with Nitrogen.

| Component ID | Chemical Name | Trade name or other | CAS ID | Weight Percent | Mole Percent |
|-------------------|--|---------------------|-----------|----------------|--------------|
| CF ₃ I | Trifluoromethyl iodide or Iodotrifluoromethane | Triiodide | 2314-97-8 | 35% ± 0.15 lb | 18.4 ± 0.35 |
| FK 5-1-12 | 1,1,1,2,2,4,5,5,5-Nonafluoro-4-(Trifluoromethyl)-3-Pentanone | Novec 1230 | 756-13-8 | 35% ± 0.15 lb | 11.4 ± 0.22 |
| CO ₂ | Carbon Dioxide | N/A | 124-38-9 | 30% ± 0.15 lb | 70.2 ± 1.55 |
| N ₂ | Nitrogen | N/A | 7727-37-9 | N/A | N/A |

Table 6.

[0081] When using the blend disclosed in Fig. 6, a preferable maximum fill density for CF₃I and FK 5-1-12 is 23 pounds per cubic foot. A preferable maximum fill density for carbon dioxide is 20 pounds per cubic foot.

[0082] In a preferred embodiment, total maximum bottle fill density for both components is 66 pounds per cubic foot. Minimum fill density is 15 pounds per cubic foot for CF₃I and FK 5-1-12 and 13 pounds per cubic foot for CO₂ resulting in a total minimum fill density of 43 pounds per cubic foot. In other embodiments, other fill densities may be possible. In a preferred embodiment, once the fire suppressant mixture of Table 6 has been placed in the bottle, an inorganic gas, such as Nitrogen, may be used to pressurize the bottle between 800 and 1025 psig depending on the application and piping architecture.

[0083] In a preferred embodiment, the same procedure used to fill a bottle with the embodiment in Table 5 may be used to fill a bottle with the embodiment from Table 6. In a preferred embodiment, the components are placed in the bottle in the following order: FK-5-1-12, CF₃I, and CO₂. In other embodiments, the order of the CF₃I and FK-5-1-12 may be reversed.

[0084] Fire suppression systems that deploy a mixture of an organic fire suppressant and an organic compound may be adapted to further increase the effectiveness of the fire suppressant

mixture. One example of how a system may be adapted to further increase the effectiveness of the fire suppressant mixture is by keeping the mixture under a pressure. In a preferred embodiment, the system maintains the mixture under a pressure of approximately five (5) atmospheres all the way until the mixture is discharged from the system. In other embodiments, the system may pressurize the mixture to other pressure ranges. For example, in other embodiments, the system may maintain a pressure of 5-7 atmospheres on the mixture throughout the distribution system until a critical amount of the mixture has been discharged. In yet other embodiments, the system maintains 5-40 atmospheres of pressure on the mixture up through discharge.

[0085] Maintaining a positive pressure on the mixture may be advantageous not only to maintain a minimum mass flow rate to the discharge location but because certain compounds used in the mixture may have a tendency to solidify in cold temperatures if the pressure drops below a certain threshold. If either of the compounds in the mixture or a portion of the mixture solidifies, then it may clog the distribution system. If the solids that form do not clog the distribution system then they may be discharged in the solid state, which may cause damage to delicate equipment. For example, CO₂ has a triple point that occurs at -56.4° C at a pressure of 5.4 atmospheres. The triple point of a substance is the temperature and pressure at which the three phases (gas, liquid, and solid) of that substance coexist in thermodynamic equilibrium. Accordingly, CO₂ may solidify within the system at cold temperatures if it not maintained at sufficient pressure.

[0086] In order to maintain the mixture under a positive pressure, a number of techniques may be used. For example, the fire suppression system may store the mixture in a pressurized vessel. Pressure may be added to the vessel with an inorganic pressurizing gas. In the preferred

embodiment, the inorganic pressurizing gas is inert. In a more preferred embodiment the inorganic pressurizing gas is nitrogen. In yet other embodiments, the pressurizing gas may be argon, or helium. Discharge rates at low temperatures, similar to discharge rates of Halon 1301 at low temperatures, may be accommodated by adding nitrogen or another suitable pressurizing gas.

[0087] At low temperatures such as those found on aircraft at altitude, the fire suppressant, which may be a mixture, may be a two phase (liquid and vapor) fire suppressant instead of a single phase (gas only). Pressurizing with an inert gas may also be advantageous to provide low temperature energy for proper expulsion of a two phase fire suppressing mixture.

[0088] Fig. 2 illustrates a fire suppression system 200 for distributing a fire suppression mixture. Fire suppression system 200 includes container 202 for storing the fire suppression mixture. The container 202 may be any type of container designed to hold a fire suppression mixture. In the preferred embodiment, container 202 is designed to hold the fire suppression mixture under pressure.

[0089] Container 202 is in selective communication with distribution tubing 206, 208, 210 and 212. When the fire suppression system 200 is activated, container 202 releases the fire suppressant mixture into tubing 206, 208, 210 and 212. Tubing 206, 208, 210 and 212 may be tubing, piping or any other type of structure designed to distribute liquid or gases. The mixture is forced through the tubing and exits the fire suppression system 200 at discharge locations 204.

[0090] The tubing/piping may be made from plastic, rubber, metal, polyvinyl chloride (PVC) or any other type of suitable material. In a preferred embodiment, the material of the tubing should be selected to be inert with respect to the fire suppression mixture it distributes.

[0091] In some embodiments of the fire suppression system 200, the system 200 delivers the mixture all the way to the discharge locations 204 while maintaining a minimum pressure on the mixture during distribution by maintaining a back pressure. In one embodiment, the discharge geometry at each distribution location 204 is designed to maintain a positive back pressure above a certain threshold. In such an embodiment, the geometry at the distribution locations 204 restricts flow and maintains the pressure in the system 200 until substantially all the mixture has exited each discharge location 204. In some embodiments, valves or nozzles may be used to control the geometry at the discharge locations 204 and maintain the minimum pressure throughout the system.

[0092] In other embodiments of system 200, the exit geometry at the discharge locations 204 may not regulate the pressure but instead the pressure may be regulated by the geometric or physical design of the distribution system itself. In one such embodiment, the tubing or piping 206, 208, 210 and 212 may be designed to maintain a minimum pressure throughout the system 200. For example, by designing the system with the appropriate amount of direction changes and increasing smaller tubing, the mixture may be distributed throughout a fire suppression zone while still maintaining a minimum pressure throughout the system. This may all be achieved without pressure sensitive valves or nozzles at the discharge locations 204.

[0093] As shown in Fig. 2, the tube 206 that is directly downstream from container 202 has a diameter D . In the embodiment shown in Fig. 2, the diameter of the tube at each successive downstream branch is smaller i.e., D_1 is smaller than D and D_2 is smaller than D_1 and D_3 is smaller than D_2 . The diameter D along with the successive downstream diameters D_1 - D_3 should be selected based on the minimum pressure required to be maintained. The number of

branches in the overall tube design may also be used to help maintain a minimum pressure. The forced rapid changes in direction may help maintain the pressure upstream from the branch.

[0094] Designing a system that does not require a pressure sensitive valve or nozzle at the discharge point may not only be important for safety reasons, but may also be important for retrofitting capabilities. Most current systems do not use such discharge geometry and therefore, using the geometry of the distribution tubing or piping to maintain a minimum pressure may be advantageous.

[0095] In other systems the exit geometry of the discharge locations 204 and the geometry of the tubing may both be designed to help the system 200 maintain a minimum pressure through during operation. In a preferred embodiment of the distribution system 200, the tubing diameter and nozzle throat diameter is selected to meet focused concentration, to suppress combustion, and maintain sufficient line pressure to expel liquid phase from the system 200 before a critical low pressure value is reached, approximately 6 atmospheres.

[0096] In some embodiments, an additional optional container 214 may be used to hold pressurizing gas. Container 214 is in selective communication with container 202 such that as the fire suppressant mixture is expelled from container 202, the pressurizing gas fills the container 202 and prevents the pressure in container 202 from substantially falling. This also helps maintain a minimum pressure throughout the system 200. In some embodiments, the optional container 214 may not be used.

[0097] As explained above, certain proportions of an organic fire suppressant with a high normal boiling point, such as FK 5-1-12, and an organic compound with a low normal boiling point, such as carbon dioxide, under high pressure, result in desirable combined physical properties upon discharge at low temperature. The combination greatly improves the fire

suppression properties of either agent separately. The addition of nitrogen, argon, or helium, may be supplemented to increase bottle pressure at low temperatures providing acceptable mass flow at these temperatures. The addition of these inert gases also prevents triple point behavior of the CO₂ component during discharge at these low temperatures.

[0098] Fig. 3 illustrates a method of making a fire suppressant mixture for use in a fire suppression system 100. As shown in step 102 of Fig. 3, an organic fire suppressant is mixed with an organic compound in order to modify a characteristic of the organic fire suppressant. In the embodiment shown in Fig. 3, the method is used to modify the boiling point of the organic fire suppressant. Once the mixture of the organic fire suppressant and the organic compound is complete, the mixture may be pressurized using an inorganic gas in step 104. It is important to make sure the mixture of the fire suppressant compound and the organic compound is performed before the inorganic gas is introduced, especially if the organic compound is being added to its maximum saturation point or close thereto.

[0099] Fig. 4 illustrates a method of making a fire suppressant mixture that includes a halogen element for use in a fire suppression system 100. As shown in Fig. 4, a container is first evacuated in step 402. Once the container is evacuated, the organic fire suppressant compound may be added in step 404. After the organic fire suppressant compound is added to the container, the halogen element may be mixed or dissolved into the organic fire suppressant compound in step 406. Next, an organic compound with a desirable quality such as a lower boiling point may be mixed into the mixture of organic fire suppressant compound and halogen element. Finally, a pressurizing gas may be added to add additional pressure to the container.

[00100] The method of Fig. 4 describes a method of mixing the fire suppressant material in a container designed for discharge and preferably the components of the fire suppressant mixture

are mixed directly in the discharge container. However, in other embodiments, the steps 404, 406 and 408 or any subset thereof, may occur outside the discharge chamber. Once mixed, the mixture may be added to the discharge chamber and then pressurized in step 410.

[00101] Although the embodiments have been described with reference to preferred configurations and specific examples, it will readily be appreciated by those skilled in the art that many modifications and adaptations of the fire suppressing materials and systems, and methods of using fire suppressing materials described herein are possible without departure from the spirit and scope of the embodiments as claimed hereinafter. Thus, it is to be clearly understood that this description is made only by way of example and not as a limitation on the scope of the embodiments as claimed below.

CLAIMS

What is claimed is:

1. A fire suppressant mixture consisting essentially of:
an organic fire suppressant that is FK 5-1-12,
carbon dioxide; and,
a pressurizing gas other than carbon dioxide;
wherein the organic fire suppressant and the carbon dioxide have a weight ratio of about 1 to 1, respectively, to about 5 to 1, respectively.
2. The fire suppressant mixture of claim 1, further consisting essentially of a halogen element.
3. The fire suppressant mixture of claim 1, wherein the pressurizing gas is nitrogen.
4. The fire suppressant mixture of claim 2, wherein the halogen element is Bromine.
5. The fire suppressant mixture of claim 1, wherein the organic fire suppressant has an ozone depletion potential of zero and a global warming potential of 1 or less.
6. The fire suppressant mixture of claim 2, wherein the halogen element is iodine.
7. A method of creating a fire suppressant mixture comprising:
mixing an organic fire suppressant, with carbon dioxide to form a fire suppressant mixture, wherein the organic fire suppressant is FK 5.1.12 and wherein the organic fire

suppressant and the carbon dioxide have a weight ratio in a range from about 1 to 1, respectively, to about 3 to 1, respectively; and,

pressurizing the fire suppressant mixture to a pressure ranging from about 800 psig to about 1225 psig using Nitrogen.

8. The method of claim 7, further comprising the step of adding a halogen element to the fire suppressant mixture.

9. The method of claim 7, wherein the mixture is pressurized to between about 900 psig and about 1225 psig.

10. The method of claim 8, wherein the halogen element is bromine.

11. The method of claim 8, wherein the halogen element is iodine.

12. A fire suppression system comprising:
a storage container having FK 5-1-12 as an organic fire suppressant; and,
carbon dioxide,
wherein the organic fire suppressant and the carbon dioxide are present in the storage container with a weight ratio of about 1 to 1 to about 4 to 1, and
wherein the mixture is pressurized in the storage container with a pressurizing gas other than carbon dioxide to between about 800 psig and about 1225 psig.

13. The fire suppression system of claim 12, further comprising a halogen element.

14. The fire suppression system of claim 13, wherein the halogen element is iodine.

15. The fire suppression system of claim 12, further comprising distribution tubing and discharge restricting geometry in communication with the distribution tubing at a plurality of discharge points, wherein the discharge restricting geometry is designed to maintain a minimum pressure of about 6 atmospheres within the fire suppression system.

16. The fire suppression system of claim 15, wherein the discharge restricting geometry comprises nozzles.

17. The fire suppressant mixture of claim 2, wherein the halogen element is between about 7 wt. % to about 23 wt. %.

18. A fire suppressant mixture comprising:
 - an organic fire suppressant wherein the organic fire suppressant is 2-BTP;
 - carbon dioxide; and,
 - an inert pressurizing gas other than carbon dioxide;wherein the normal boiling point of the fire suppressant mixture is between about 75 degrees Celsius and about 100 degrees Celsius lower than the normal boiling point of the organic fire suppressant.

19. The method of claim 8, wherein the halogen element is between about 7 wt. % to about 23 wt. %.

20. The fire suppressant mixture of claim 18, wherein the pressurizing gas is nitrogen.
21. The fire suppressant mixture of claim 1, wherein the weight ratio of fire suppressant to carbon dioxide is about 1 to 1, respectively.
22. The fire suppressant mixture of claim 21, wherein the pressurizing gas is nitrogen.
23. A fire suppressant mixture comprising:
 - an organic fire suppressant wherein the organic fire suppressant is 2-BTP;
 - carbon dioxide; and,
 - an inert pressurizing gas other than carbon dioxide;wherein the normal boiling point of the fire suppressant mixture is between 40 degrees Celsius and 75 degrees Celsius lower than the normal boiling point of the organic fire suppressant.
24. The fire suppressant mixture of claim 23, wherein the pressurizing gas is nitrogen.
25. The fire suppression system of claim 12, wherein the pressurizing gas is nitrogen.
26. The fire suppression system of claim 13, wherein the halogen element is Bromine.
27. The fire suppressant mixture of claim 18, further comprising a halogen element.

28. The fire suppressant mixture of claim 27, wherein the halogen element is Bromine.
29. The fire suppressant mixture of claim 27, wherein the halogen element is iodine.
30. The fire suppressant mixture of claim 27, wherein the halogen element is between 7 wt. % to 23 wt. % of the fire suppressant mixture.

1/4

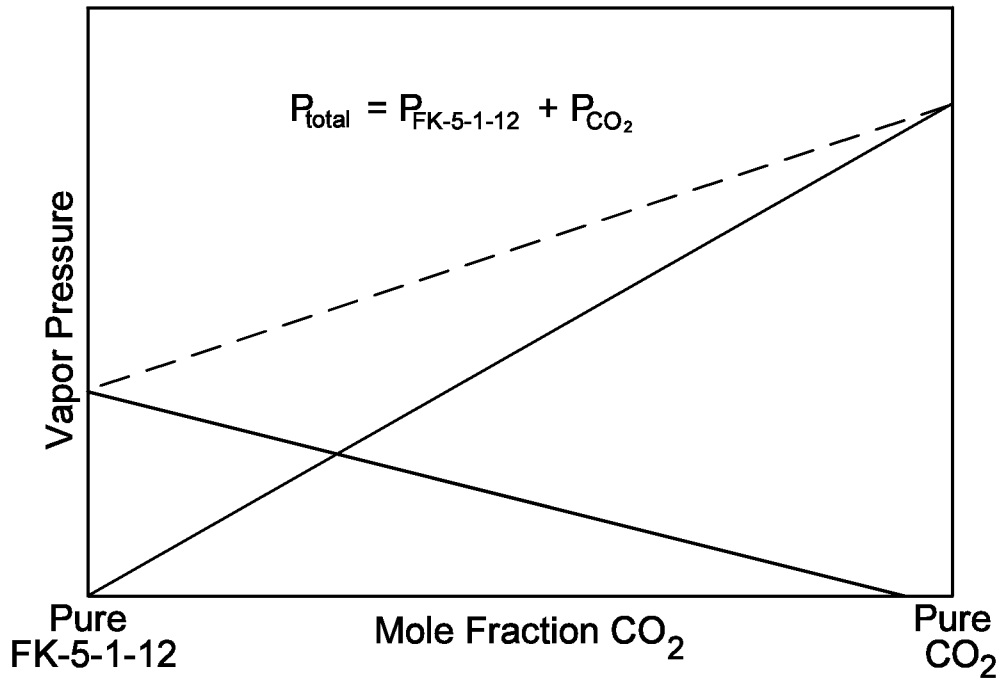


FIG. 1

2/4

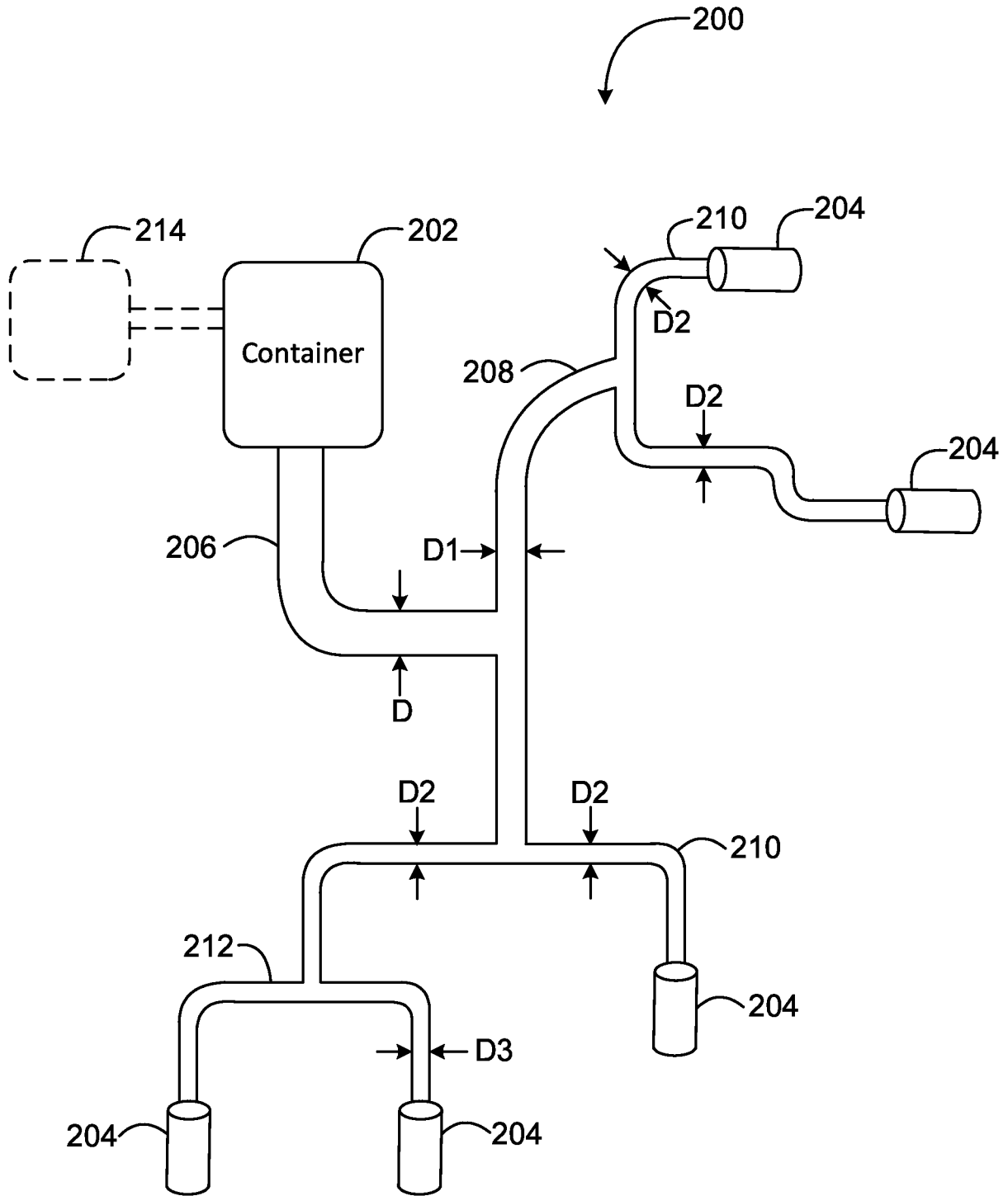


FIG. 2

3/4

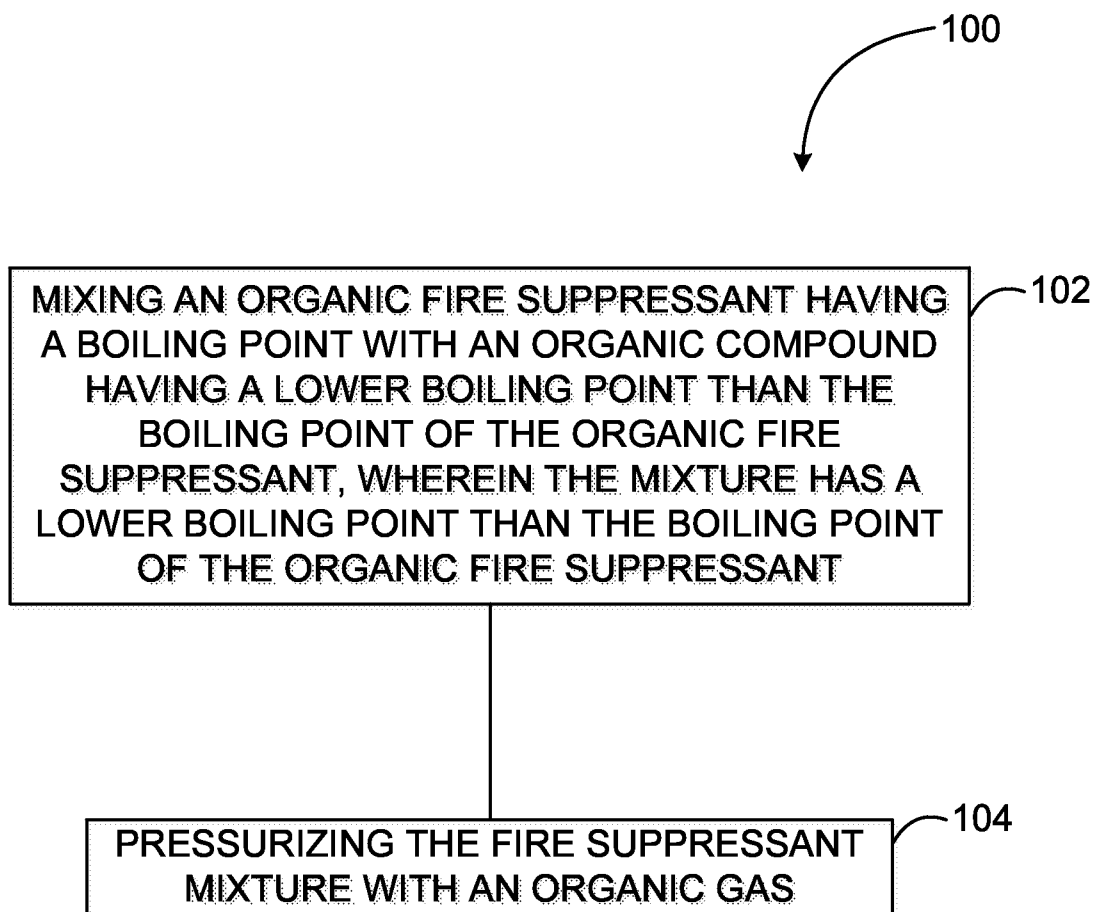


FIG. 3

4/4

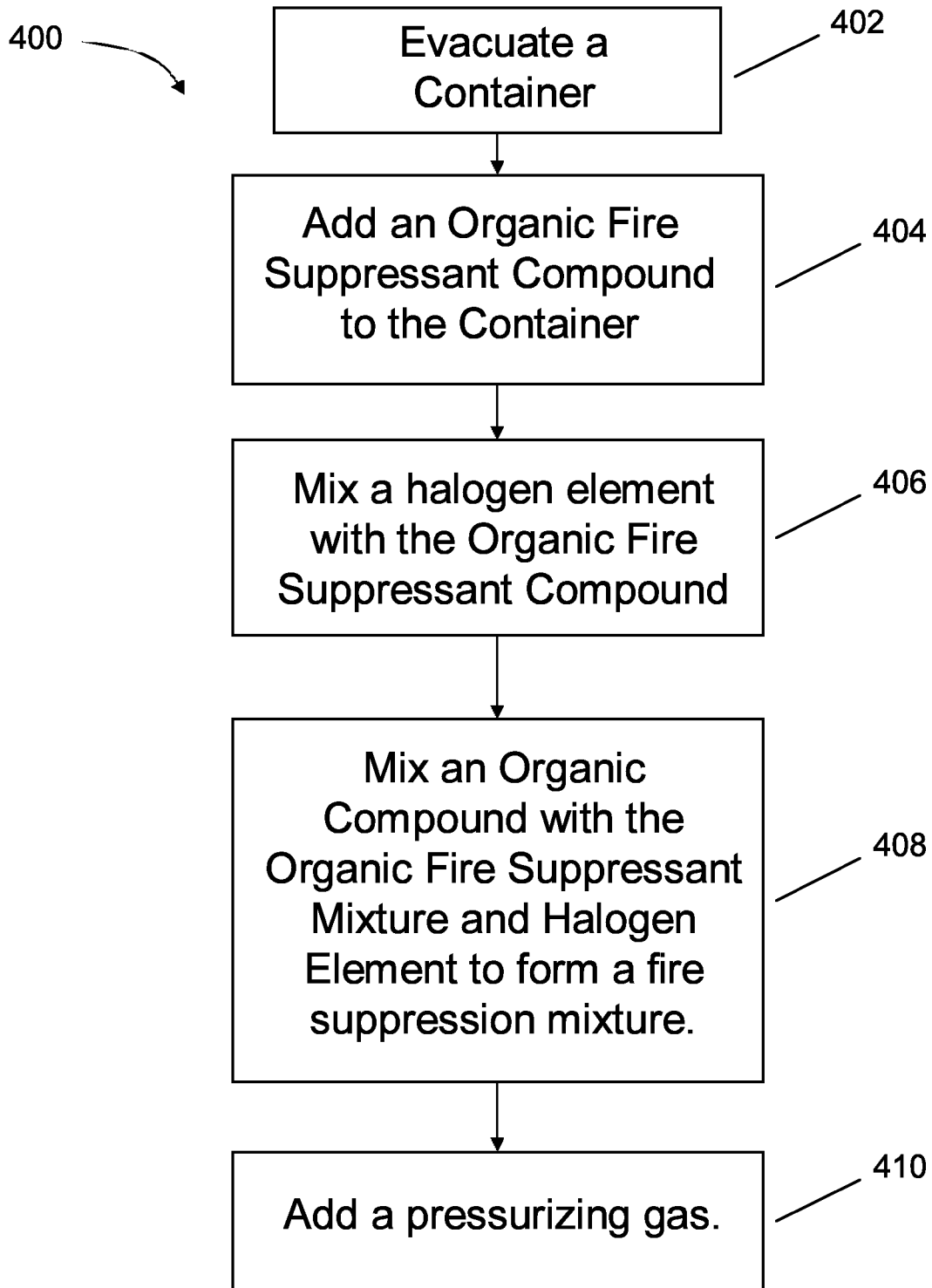


Fig. 4

