

C. Geis,

Sash Balance.

No. 108,131.

Patented Oct. 11, 1870.

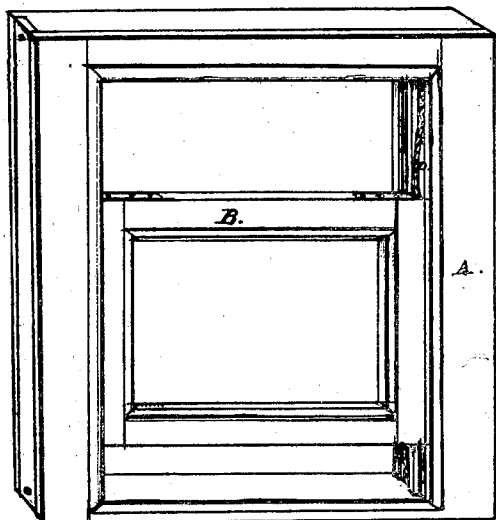


Fig. 1

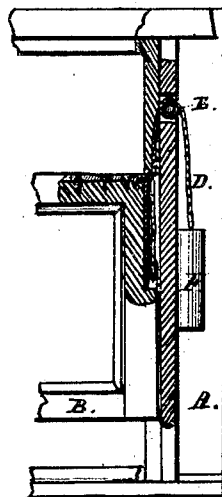


Fig. 2




Fig. 3

John W. Masterson.
H. W. Henley

Christies Inc by Alpheus Brown atty

United States Patent Office.

CHRISTIAN GIES, OF NEW YORK, N. Y.

Letters Patent No. 108,131, dated October 11, 1870.

IMPROVEMENT IN SASH-CORD FASTENERS.

The Schedule referred to in these Letters Patent and making part of the same

To all whom it may concern:

Be it known that I, CHRISTIAN GIES, of the city, county, and State of New York, have invented, made, and applied to use, certain Improvements in Hanging Window-Sashes, and that the following is a full, clear, and correct description of my invention, reference being had to the accompanying drawings, making part of this specification, and to the letters of reference marked thereon, in which—

Figure 1 is a front view of my improvement.

Figure 2 is a sectional view of the same.

Figure 3, a view of the knee used by me.

In the drawings, like parts of the invention are pointed out by the same letters of reference.

The nature of the present invention consists in certain improvements, as more fully hereinafter set forth, in hanging window-sashes, the object of the invention being to provide a ready and economical mode of hanging window-sashes, so that, in case the cords employed to hang the window-sash should at any time break or give way, new ones can be applied to the sash without the necessity of removing the sash, as has to be done now.

To enable those skilled in the arts to make and use my improvements, I will describe the construction and operation of the same.

A shows the window-frame, in which the sash is hung, and

B is the window-sash, constructed in the ordinary manner, save that the sash B is slotted upon its top and sides to receive the knees C.

C show the knees, made from brass, or any suitable metal, and provided at their lower extremity with

the concaved boss *c* to receive the knob of the cord D, for raising and lowering the sash B.

E show pulleys secured in the frame A, over which the cords pass, and

F are weights attached to the ends of the cords to counterbalance the sash B.

The knives C are inserted in the slotted portions of the sash B, and secured to the same by being screwed to the same, or in any convenient manner.

Such being the construction, it will readily be seen that, in order to repair a broken cord, it will be entirely unnecessary to remove the sash, as is frequently the case now, and that one or both knees may be removed by unscrewing the screws holding the same, and a new cord be supplied, or the old one repaired, and the knees be then restored to their former position.

Thus, a saving of both time and labor is effected to the user, while the increased cost of the improvement is but small.

Having thus described my invention,

What I claim as new, and desire to secure by Letters Patent, is—

The combination, with a window-sash, of the knee or angle-iron C, having a thimble or sheave on one end, for the reception of the knot of the cord D, by which the sash is suspended, as and for the purpose specified.

CHRISTIAN GIES.

Witnesses:

R. SIDNEY DOANE,
JOHN W. GLASTAETER.