

(19) World Intellectual Property Organization
International Bureau



(43) International Publication Date
26 January 2006 (26.01.2006)

PCT

(10) International Publication Number
WO 2006/008638 A1

(51) International Patent Classification:

H04L 1/16 (2006.01) *H04L 12/56* (2006.01)
H04L 12/28 (2006.01) *H04Q 7/22* (2006.01)

(21) International Application Number:

PCT/IB2005/002069

(22) International Filing Date: 20 July 2005 (20.07.2005)

(25) Filing Language: English

(26) Publication Language: English

(30) Priority Data:

10/895,657 21 July 2004 (21.07.2004) US

(71) Applicant (for all designated States except US): NOKIA

CORPORATION [FI/FI]; Keilalahdentie 4, FIN-02150 Espoo (FI).

(72) Inventors; and

(75) Inventors/Applicants (for US only): KAKANI, Haveen

[IN/US]; 2727 West Royal Lane, #1301, Irving, TX 75039 (US). SAIFULLAH, Yousuf [US/US]; 1921 Arrow Wood Drive, Flower Mound, Texas 75028 (US).

(74) Agents: ALBERT, Peter, G., Jr. et al.; Foley & Lardner

LLP, 321 N. Clark Street, Suite 2800, Chicago, IL 60610 (US).

(81) Designated States (unless otherwise indicated, for every

kind of national protection available): AE, AG, AL, AM, AT, AU, AZ, BA, BB, BG, BR, BW, BY, BZ, CA, CH, CN, CO, CR, CU, CZ, DE, DK, DM, DZ, EC, EE, EG, ES, FI, GB, GD, GE, GH, GM, HR, HU, ID, IL, IN, IS, JP, KE, KG, KM, KP, KR, KZ, LC, LK, LR, LS, LT, LU, LV, MA, MD, MG, MK, MN, MW, MX, MZ, NA, NG, NI, NO, NZ, OM, PG, PH, PL, PT, RO, RU, SC, SD, SE, SG, SK, SL, SM, SY, TJ, TM, TN, TR, TT, TZ, UA, UG, US, UZ, VC, VN, YU, ZA, ZM, ZW.

(84) Designated States (unless otherwise indicated, for every

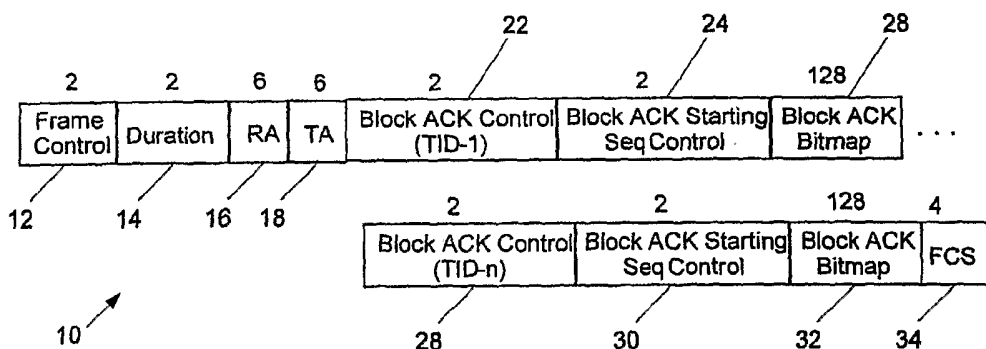
kind of regional protection available): ARIPO (BW, GH, GM, KE, LS, MW, MZ, NA, SD, SL, SZ, TZ, UG, ZM, ZW), Eurasian (AM, AZ, BY, KG, KZ, MD, RU, TJ, TM), European (AT, BE, BG, CH, CY, CZ, DE, DK, EE, ES, FI, FR, GB, GR, HU, IE, IS, IT, LT, LU, LV, MC, NL, PL, PT, RO, SE, SI, SK, TR), OAPI (BF, BJ, CF, CG, CI, CM, GA, GN, GQ, GW, ML, MR, NE, SN, TD, TG).

Published:

- with international search report
- before the expiration of the time limit for amending the claims and to be republished in the event of receipt of amendments

For two-letter codes and other abbreviations, refer to the "Guidance Notes on Codes and Abbreviations" appearing at the beginning of each regular issue of the PCT Gazette.

(54) Title: SYSTEM AND METHOD FOR INCREASING DATA THROUGHPUT USING A BLOCK ACKNOWLEDGEMENT



(57) Abstract: The techniques described increase data throughput by aggregating block acknowledgements. These embodiments provide a single block acknowledgement for multiple traffic identifiers in data communication with a communication station. One method includes providing a multiple start sequence number corresponding to each traffic identifier of a plurality of traffic identifiers and providing a bit map corresponding to each multiple start sequence number. The bit map indicates a block acknowledgement of packets corresponding to one traffic identifier of the plurality of traffic identifiers.

WO 2006/008638 A1

SYSTEM AND METHOD FOR INCREASING DATA THROUGHPUT USING A BLOCK ACKNOWLEDGEMENT

BACKGROUND OF THE INVENTION

FIELD OF THE INVENTION

[0001] The present invention relates generally to wireless local area network (WLAN) technology. More particularly, the present invention relates to a increasing data throughput using a block acknowledgement.

DESCRIPTION OF THE RELATED ART

[0002] This section is intended to provide a background or context to the invention that is recited in the claims. The description herein may include concepts that could be pursued, but are not necessarily ones that have been previously conceived or pursued. Therefore, unless otherwise indicated herein, what is described in this section is not prior art to the claims in this application and is not admitted to be prior art by inclusion in this section.

[0003] Recently, there has been a great increase in the use of wireless local area networks (WLANs) conforming to the IEEE 802.11 communication standard. WLANs are expected to support the same applications as wired networks that they replace or supplement. The IEEE 802.11e group is developing media access control (MAC) improvements to support quality of service (QoS) sensitive applications, to enable a better mobile user experience, and to make more efficient use of the wireless channel.

[0004] Fig. 1 illustrates a prior art communication frame 2 for non-quality of service (QoS) acknowledgements. The communication frame 2 includes a frame control field 3, a duration / ID field 4, a Receiver Address (RA) field 5, and a FCS (frame check sequence) field 6.

[0005] The 802.11e specification includes a variety of optional features. One of the optional features is known as block acknowledgements (Block ACK). The legacy 802.11 MAC always sends an ACK frame after each frame that is successfully received. Block ACK allows several data frames to be transmitted before an ACK is returned, which increases the efficiency since every ACK frame has a significant overhead for transmission. Block ACK is initiated through a setup and negotiation process between the Quality of Service station (QSTA) and Quality of Service Access Point (QAP). Once the block ACK has been established, multiple quality of service (QoS) data frames can be transmitted in a contention free burst, with short inter-frame space (SIFS) separation between the frames.

[0006] Currently, there are two block ACK mechanisms defined under 802.11e: immediate and delayed. When using immediate block ACK, the sending station transmits multiple data frames in a contention free burst, separated by SIFS. The sender must obey the constraints of the transmit opportunities (TXOP) duration it is currently operating within. At the end of the burst, the sender transmits a block ACK request frame. The receiver must immediately respond with a block ACK frame containing the acknowledgement status for the previous burst of data frames.

[0007] The delayed policy allows the group acknowledgement to be sent in a subsequent TXOP following the burst. The same sequence of a contention free burst and block ACK request is used as in the immediate mode. The receiver simply sends a standard ACK in response to the block ACK request, indicating that the block ACK will be delayed. Delayed acknowledgement increases the latency, and is provided to support lower performance implementations that are unable to immediately calculate the ACK.

[0008] Fig. 2 illustrates a prior art communication frame for quality of service (QoS) data block acknowledgement. This block acknowledgement is defined in the IEEE 802.11e specification. The block acknowledgement (ACK) structure acknowledges frames within on traffic identifier (TID). The Block ACK acknowledges a block of frames with one signaling message. Nevertheless, the Block ACK is applicable to only one communication traffic stream, identified by a traffic identifier (TID). A traffic stream is a stream of data (e.g., voice and best effort data) associated with a certain traffic specification. The starting sequence control provides

a sequence number of the frames starting from the receiver which need to send a block acknowledgement. Every subsequent frame is indicated as a bit in the bitmap. A zero (0) in the bitmap indicates no received and a one (1) in the bitmap means received.

[0009] Thus, there is a need to enhance the Block ACK function by aggregating block ACK for different TIDs for a communication station so that it can be applicable to multiple traffic streams. In this way, a communication station with multiple applications can use just one Block ACK instead of requiring a Block ACK for each traffic identifier (TID). . Further, there is a need to aggregate multiple frames from different traffic identifiers (TID) to enable the sending of an aggregated block ACK per communication station for multiple TIDs.

SUMMARY OF THE INVENTION

[00010] One exemplary embodiment relates to a method of providing a single block acknowledgement for multiple traffic identifiers in data communication with a communication station. The method includes providing a multiple start sequence number corresponding to each traffic identifier of a plurality of traffic identifiers and providing a bit map corresponding to each multiple start sequence number. The bit map indicates a block acknowledgement of packets corresponding to one traffic identifier of the plurality of traffic identifiers.

[00011] As a result of the exemplary embodiments, a station responds with one ACK when it receives multiple frames aggregated together, instead of multiple ACKs. The exemplary embodiments are applicable to both immediate and delayed ACK cases. It is possible to do aggregation of regular ACK, delayed Block ACKs, and immediate Block ACKs in any combination.

[00012] Another exemplary embodiment relates to a system for providing a single block acknowledgement for multiple traffic identifiers in data communication with a communication station. The system includes a transmit opportunity including quality of service data and short inter-frame spaces and a block acknowledgement structure including a multiple start sequence number for each of a plurality of traffic

identifiers and a corresponding bit map indicating acknowledgement of packets corresponding to one traffic identifier of the plurality of traffic identifiers.

[00013] Another exemplary embodiment relates to a device configured for communication in a wireless local area network (WLAN) with a data throughput including aggregated block acknowledgements. The device includes a memory configured to contain a block acknowledgement structure and a processor that communicates the block acknowledgement structure to indicate receipt of data. The block acknowledgement structure includes a multiple start sequence number for each of a plurality of traffic identifiers and a corresponding bit map indicating acknowledgement of packets corresponding to one traffic identifier of the plurality of traffic identifiers.

[00014] Another exemplary embodiment relates to a computer program product that increases data throughput by aggregating block acknowledgements to a single block acknowledgement for a plurality of traffic identifiers in a communication system. The computer program product includes computer code to assign a start sequence number for each of a plurality of traffic identifiers, wherein each start sequence number is associated with a bit map indicating acknowledgment status for the corresponding traffic identifier; and computer code to provide a block acknowledgment control field for each of the plurality of traffic identifiers.

[00015] Yet another exemplary embodiment relates to a block acknowledgment structure including a multiple start sequence number for each of a plurality of traffic identifiers and a corresponding bitmap indicating acknowledgement of packets corresponding to one traffic identifier of the plurality of traffic identifiers.

BRIEF DESCRIPTION OF DRAWINGS

[00016] Fig. 1 is a diagram depicting a communication frame for non-quality of service (QoS) data acknowledgement.

[00017] Fig. 2 is a diagram depicting a communication frame including a block acknowledgement feature.

[00018] Fig. 3 is a diagram depicting a communication frame including a block acknowledgement feature in accordance with an exemplary embodiment.

[00019] Fig. 4 is a diagram depicting a communication frame including an aggregated block acknowledgement feature for non-QoS data in accordance with an exemplary embodiment.

[00020] Fig. 5 is a diagram depicting an exemplary communication session involving the block acknowledgement feature of Fig. 3.

[00021] Fig. 6 is a diagram depicting a communication system including the block acknowledgement feature of Fig. 3.

DETAILED DESCRIPTION OF EXEMPLARY EMBODIMENTS

[00022] Fig. 3 illustrates a communication frame 10 including a block acknowledgment feature for a communication station (STA). The block acknowledgement acknowledges frames for all traffic identifiers (TIDs) currently served through a communication station (STA). The communication frame 10 is made up of a number of data communication fields. According to an exemplary embodiment, the communication frame 10 includes a frame control field 12, a duration field 14, a RA (Receiver Address) field 16, and a TA (Transmitter Address) field 18.

[00023] For TID number 1, there is a block ACK control field 22, a block ACK starting sequence control field 24, and a block ACK bitmap field 26. Fields for additional TIDs can be included. For illustration purposes, TID-n represents the highest numbered TID. TID-n can be represented by block ACK control field 28, block ACK starting sequence control field 30, and block ACK bitmap field 32. The communication frame 10 can include FCS (frame check sequence) field 34.

[00024] Where a number of TIDs exist, there are more than one block ACK control fields, block ACK starting sequence control fields, and block ACK bitmap fields included in the structure. In an alternative embodiment, a number TID field can be included that stores a value for the number of TIDs. The duration field 14 can indicate the length of the communication frame 10.

[00025] The multiple starting sequence fields (one for each TID) and a corresponding bit map indicating the ACK / block ACK of packets corresponding to the TID allows for aggregation of block ACK for different TIDs. As a result, a station with multiple applications can use one block ACK instead of requiring a block ACK for each access category. The block ACK control field 22 carries the traffic identifier (TID). The block ACK starting sequence control field 24 has two parts, sequence number and the fragment number. The block ACK bitmap field 26 indicates the receiving status of the frames where a value of one (1) means the frame is received successfully and a value of zero (0) means the frame is not received successfully. The position in bitmap is added to the starting sequence control to determine location in communication frame.

[00026] Fig. 4 illustrates a communication frame 35 including a block acknowledgment feature. The communication frame 35 includes non QoS data. The communication frame 35 is made up of a number of data communication fields, such as a frame control field 36, a duration field 37, a RA (Receiver Address) field 38, a block ACK starting sequence control field 39, a block ACK bitmap field 40, and a FCS (frame check sequence) field 41.

[00027] The communication frame 35 illustrates that the exemplary embodiments extend non-QoS STA or non-QoS AP. In the non-QoS case, the aggregated block ACK carries only one instance of sequence number and the sequence bitmap. There is no need for carrying a traffic identifier (TID) or a number of TID.

[00028] Sending of one ACK for a set of frames creates a single point of failure. In other words, if this one ACK is lost, the sender needs to retransmit all the outstanding frames waiting for ACK. Advantageously, according to an exemplary embodiment, the aggregated block ACK is communicated with a more robust coding over the air, increasing the chance of successful transmission of the aggregated block ACK. One option for the station is to send the aggregated block ACK with more robust coding than the current ability of the station. Another option is to send the aggregated block ACK with the best coding ability.

[00029] Accordingly to an exemplary embodiment, the aggregated Block ACK has an identification for the receiver. It can have different sub types (i.e. class to identify communication frame) in the control frame so the receiver can recognize it. It can be default feature with another feature, e.g. High Throughput Frame Aggregation capability. As a result, the presence of frame aggregation implies presence of aggregated block ACK. It can also be an optional feature negotiated between transmitter and receiver.

[00030] Fig. 5 illustrates an exemplary communication session involving the block acknowledgement feature described with reference to Fig. 1. In the communication session 40, three traffic identifiers are used TID = 1, TID = 2, and TID = 3. The traffic identifiers correspond to transmit opportunities with quality of service data communicated during the opportunities. As would be understood by a person of skill in the art, Quality of Service (QoS) refers to the capability of a network to provide better service to selected network traffic over various technologies.

[00031] A common block acknowledgement request 42 is utilized by the communication streams of multiple traffic identifiers. The common block acknowledgement request 42 results in a single block acknowledgement 44 in return. As example of a block acknowledgement is described with reference to Fig. 3. As a result, data throughput in the communication network is improved. Instead of three acknowledgement requests and three acknowledgements, one acknowledgement request and one acknowledgement are communicated.

[00032] A wireless local area network (WLAN) system offers a range of data rates, such as 6, 9, 12, 18, 24, 36, 48, and 54 Mbps in 802.11a systems. A data rate is set for a station (STA) based on its current modulation and coding scheme (MCS), which in turn is governed by the STA's radio environment. A lower data rate offers better error protection than a higher data rate. For example, chances of a successful frame transmission with 18 Mbps is greater than frame transmission with 24 Mbps. However, at the same time a STA uses maximum possible data rate based on its current radio conditions. The sending of one aggregated block ACK for a set of frames creates a single point of failure. In other words, if this one ACK is lost, the sender needs to retransmit all the

outstanding frames waiting for ACK. As a result, in an exemplary embodiment, the aggregated block ACK is communicated at a lower data rate (or higher error protection), thereby increasing the chance of successful transmission. One optional implementation is for the STA to send the aggregated block ACK with one rate level lower than the current ability of the STA. For example, if the STA is capable of 18 Mbps, then it sends aggregated block ACK with 12 Mbps. Another option is to send the aggregated block ACK with the lowest data rate, i.e. 6 Mbps.

[00033] Fig. 6 illustrates a communication system 50 including the block ACK feature described herein. The exemplary embodiments described herein can be applied to any telecommunications system. Communication system 50 includes a terminal equipment (TE) device 52, an access point (AP) 54, a server 56, and a network 58. The TE device 52 can include memory (MEM), a central processing unit (CPU), a user interface (UI), and an input-output interface (I/O). The memory can include non-volatile memory for storing applications that control the CPU and random access memory for data processing. The I/O interface can include a network interface card of a wireless local area network, such as one of the cards based on the IEEE 802.11 standards.

[00034] The TE device 52 can be connected to the network 58 (e.g., a local area network (LAN), the Internet, a phone network) via the access point 54 and further to the server 56. The TE device 52 can also communicate directly with the server 56, for instance using a cable, infrared, or a data transmission at radio frequencies. The server 56 can provide various processing functions for the TE device 52.

[00035] The TE device 52 can be any portable electronic device, in which speech recognition is performed, for example a personal digital assistant (PDA) device, remote controller or a combination of an earpiece and a microphone. The TE device 52 can be a supplementary device used by a computer or a mobile station, in which case the data transmission to the server 56 can be arranged via a computer or a mobile station. In an exemplary embodiment, the TE device 52 is a mobile station communicating with a public land mobile network, to which also the server 56 is

functionally connected. The TE device 52 connected to the network 58 includes mobile station functionality for communicating with the network 58 wirelessly. The network 58 can be any known wireless network, for instance a network supporting the GSM service, a network supporting the GPRS (General Packet Radio Service), or a third generation mobile network, such the UMTS (Universal Mobile Telecommunications System) network according to the 3GPP (3rd Generation Partnership Project) standard. The functionality of the server 56 can also be implemented in the mobile network. The TE device 56 can be a mobile phone used for speaking only, or it can also contain PDA (Personal Digital Assistant) functionality.

[000361] While several embodiments of the invention have been described, it is to be understood that modifications and changes will occur to those skilled in the art to which the invention pertains. The invention is not limited to a particular embodiment, but extends to various modifications, combinations, and permutations that nevertheless fall within the scope and spirit of the appended claims.

CLAIMS

1 1. A method of providing a block acknowledgement for multiple traffic
2 identifiers in data communication with a communication station, the method
3 comprising:

4 providing a multiple start sequence number corresponding to each
5 traffic identifier of a plurality of traffic identifiers; and

6 providing a bit map corresponding to each multiple start sequence
7 number, wherein the bit map indicates a block acknowledgement of packets
8 corresponding to one traffic identifier of the plurality of traffic identifiers.

1 2. The method of claim 1, further comprising communicating a single
2 acknowledgement in response to multiple frames sent in aggregated fashion to a
3 communication station.

1 3. The method of claim 1, wherein data communicated is non-quality of
2 service (QoS) data, station, and access point, further comprising one instance of the
3 start sequence number.

1 4. The method of claim 1, wherein the block acknowledgement includes
2 an identification for a receiver.

1 5. The method of claim 1, further comprising providing a number traffic
2 identifier indicating the number of traffic identifiers in a communication frame.

1 6. The method of claim 5, wherein the communication frame includes a
2 block ACK control field, a block ACK starting sequence control field, and a block
3 ACK bitmap field.

1 7. The method of claim 5, wherein the communication frame includes a
2 duration field with an indication of a length for the communication frame.

1 8. The method of claim 1, further comprising communicating a frame
2 having the block acknowledgement immediately at the end of a communication
3 burst.

1 9. The method of claim 1, further comprising communicating a frame
2 having the block acknowledgement after a delay from the end of a communication
3 burst.

1 10. The method of claim 1, wherein the block acknowledgement is
2 communicated at a lower data rate than a data rate of communicated data from a
3 station.

1 11. A system for providing a single block acknowledgement for multiple
2 traffic identifiers in data communication with a communication station, the system
3 comprising:
4 a transmit opportunity including data and short inter-frame spaces; and
5 a block acknowledgement structure including a multiple start sequence
6 number for each of a plurality of traffic identifiers and a corresponding bit map
7 indicating acknowledgement of packets corresponding to one traffic identifier of the
8 plurality of traffic identifiers.

1 12. The system of claim 10, wherein the block acknowledgement structure
2 includes a number traffic identifier indicating the number of traffic identifiers in a
3 communication frame.

1 13. The system of claim 10, wherein the block acknowledgement structure
2 includes a block acknowledgement control field, a block acknowledgement starting
3 sequence control field, and a block acknowledgement bitmap field.

1 14. The system of claim 10, wherein the block acknowledgement
2 structure includes a duration field with an indication of a length for the
3 communication frame.

1 15. The system of claim 10, wherein the data comprises quality of service
2 data.

1 16. A device configured for communication in a wireless local area
2 network (WLAN) with a data throughput including aggregated block
3 acknowledgements, the device comprising:

4 a memory configured to contain a block acknowledgement structure;
5 and
6 a processor that communicates the block acknowledgement structure to
7 indicate receipt of data;
8 wherein the block acknowledgement structure includes a multiple start
9 sequence number for each of a plurality of traffic identifiers and a corresponding bit
10 map indicating acknowledgement of packets corresponding to one traffic identifier of
11 the plurality of traffic identifiers.

1 17. The device of claim 16, wherein the block acknowledgement structure
2 includes a number traffic identifier indicating the number of traffic identifiers in a
3 communication frame.

1 18. The device of claim 16, wherein the block acknowledgement structure
2 includes a block acknowledgement control field, a block acknowledgement starting
3 sequence control field, and a block acknowledgement bitmap field.

1 19. The device of claim 14, wherein the block acknowledgement
2 structure includes a duration field with an indication of a length for the
3 communication frame.

1 20. The device of claim 16, wherein the data is quality of service data.

1 21. A computer program product that increases data throughput by
2 aggregating block acknowledgements to a single block acknowledgement for a
3 plurality of traffic identifiers in a communication system, the computer program
4 product comprising:

5 computer code to assign a start sequence number for each of a plurality
6 of traffic identifiers, wherein each start sequence number is associated with a bit map
7 indicating acknowledgment status for the corresponding traffic identifier; and
8 computer code to provide a block acknowledgment control field for
9 each of the plurality of traffic identifiers.

1 22. The computer program product of claim 21, wherein the number of
2 start sequence numbers is contained in a number of traffic identifier field.

1 23. The computer program product of claim 21, further comprising
2 computer code to determine an end to a transmit opportunity.

1 24. A block acknowledgment structure comprising:
2 a multiple start sequence number for each of a plurality of traffic
3 identifiers; and
4 a corresponding bit map indicating acknowledgement of packets
5 corresponding to one traffic identifier of the plurality of traffic identifiers.

1 25. The block acknowledgment structure of claim 24, further comprising a
2 number traffic identifier indicating the number of traffic identifiers in a
3 communication frame.

1 26. The block acknowledgment structure of claim 24, further comprising a
2 block acknowledgement control field, a block acknowledgement starting sequence
3 control field, and a block acknowledgement bitmap field.

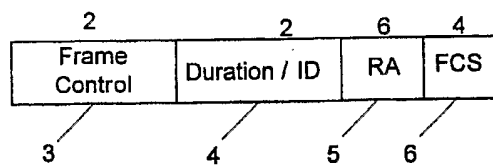


Fig. 1
PRIOR ART



Fig. 2
PRIOR ART

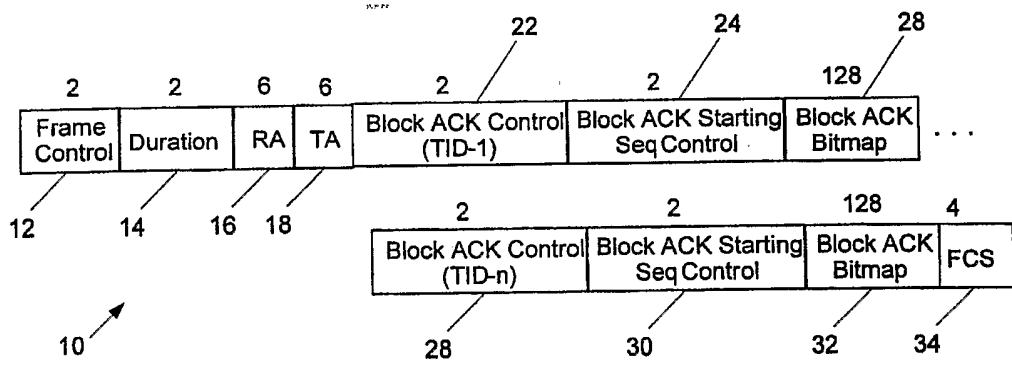


Fig. 3

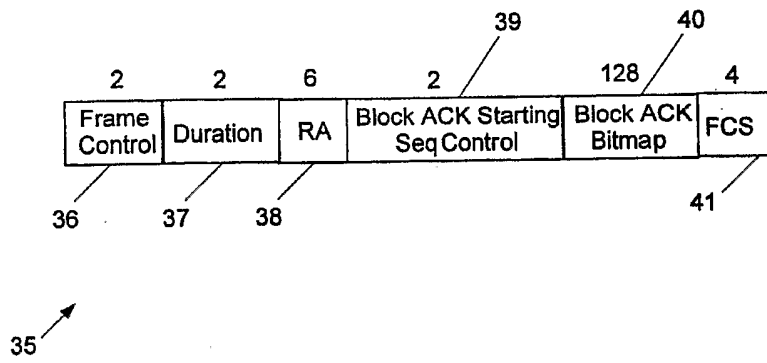


Fig. 4

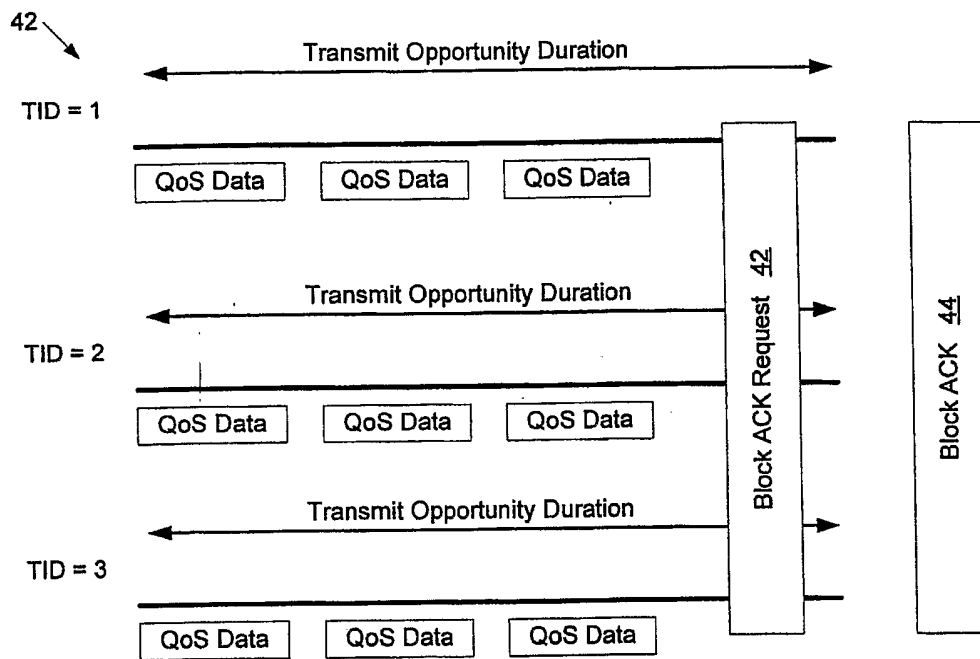


Fig. 5

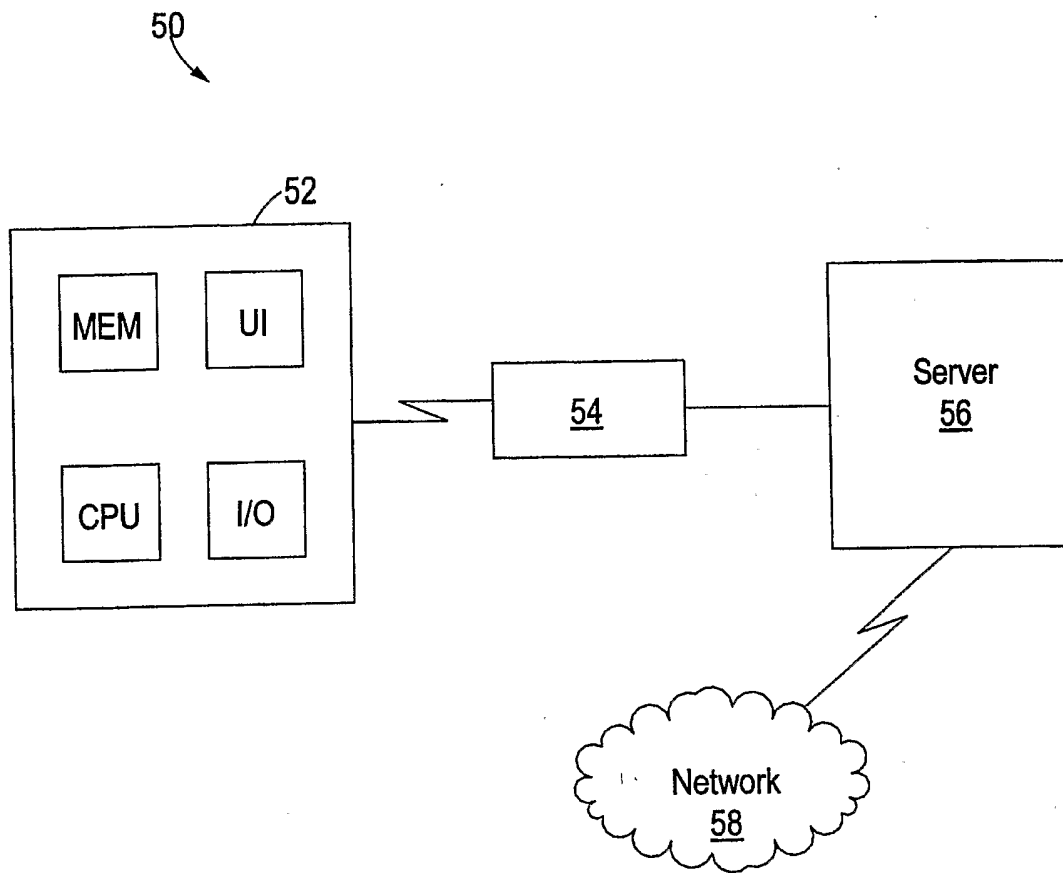


Fig. 6

INTERNATIONAL SEARCH REPORT

International application No.

PCT/IB 2005/002069

A. CLASSIFICATION OF SUBJECT MATTER

IPC: see extra sheet

According to International Patent Classification (IPC) or to both national classification and IPC

B. FIELDS SEARCHED

Minimum documentation searched (classification system followed by classification symbols)

IPC: H04L, H04Q, H04W

Documentation searched other than minimum documentation to the extent that such documents are included in the fields searched

SE,DK,FI,NO classes as above

Electronic data base consulted during the international search (name of data base and, where practicable, search terms used)

EPO-INTERNAL, WPI DATA, PAJ

C. DOCUMENTS CONSIDERED TO BE RELEVANT

Category*	Citation of document, with indication, where appropriate, of the relevant passages	Relevant to claim No.
X	WO 0033502 A1 (TELEFONAKTIEBOLAGET LM ERICSSON), 8 June 2000 (08.06.2000), page 3, line 26 - page 4, line 6; page 6, line 19 - line 28; page 9, line 22 - page 10, line 25, figures 5,9, abstract	1-7,11-26
A	--	8-10
A	US 6772215 B1 (B. RATHONYI ET AL), 3 August 2004 (03.08.2004)	1-26
A	WO 0060797 A2 (TELEFONAKTIEBOLAGET LM ERICSSON), 12 October 2000 (12.10.2000)	1-26

 Further documents are listed in the continuation of Box C. See patent family annex.

* Special categories of cited documents:

"A" document defining the general state of the art which is not considered to be of particular relevance

"E" earlier application or patent but published on or after the international filing date

"L" document which may throw doubts on priority claim(s) or which is cited to establish the publication date of another citation or other special reason (as specified)

"O" document referring to an oral disclosure, use, exhibition or other means

"P" document published prior to the international filing date but later than the priority date claimed

"T" later document published after the international filing date or priority date and not in conflict with the application but cited to understand the principle or theory underlying the invention

"X" document of particular relevance: the claimed invention cannot be considered novel or cannot be considered to involve an inventive step when the document is taken alone

"Y" document of particular relevance: the claimed invention cannot be considered to involve an inventive step when the document is combined with one or more other such documents, such combination being obvious to a person skilled in the art

"&" document member of the same patent family

Date of the actual completion of the international search

5 December 2005

Date of mailing of the international search report

09-12-2005

Name and mailing address of the ISA/
Swedish Patent Office
Box 5055, S-102 42 STOCKHOLM
Facsimile No. +46 8 666 02 86

Authorized officer

Marianne Engdahl / MRo
Telephone No. +46 8 782 25 00

INTERNATIONAL SEARCH REPORT

International application No.
PCT/IB2005/002069

INTERNATIONAL PATENT CLASSIFICATION (IPC) :

H04L 1/16 (2006.01)
H04L 12/28 (2006.01)
H04L 12/56 (2006.01)
H04Q 7/22 (2006.01)

INTERNATIONAL SEARCH REPORT

International application No.

PCT/IB 2005/002069

C (Continuation). DOCUMENTS CONSIDERED TO BE RELEVANT

Category*	Citation of document, with indication, where appropriate, of the relevant passages	Relevant to claim No.
A	WO 03061182 A1 (NOKIA CORPORATION), 24 July 2003 (24.07.2003) ----- -----	1-26

INTERNATIONAL SEARCH REPORT

Information on patent family members

26/11/2005

International application No.

PCT/IB 2005/002069

WO	0033502	A1	08/06/2000	AU	2012500	A	19/06/2000
				EP	1133848	A	19/09/2001
				TW	441199	B	00/00/0000
				US	6367045	B	02/04/2002

US	6772215	B1	03/08/2004	AU	764613	B	28/08/2003
				AU	4322800	A	14/11/2000
				BR	0009680	A	08/01/2002
				CA	2369642	A	19/10/2000
				CN	1354931	A,T	19/06/2002
				EP	1169803	A	09/01/2002
				JP	2002542661	T	10/12/2002
				WO	0062466	A	19/10/2000
				TW	513877	B	00/00/0000

WO	0060797	A2	12/10/2000	AU	4322600	A	23/10/2000
				CA	2367948	A	12/10/2000
				GB	0126543	D	00/00/0000
				GB	2364869	A,B	06/02/2002
				JP	2002541726	T	03/12/2002
				US	6778501	B	17/08/2004

WO	03061182	A1	24/07/2003	AU	2002358227	A	00/00/0000
				US	20030125051	A	03/07/2003
