

No. 697,488.

Patented Apr. 15, 1902.

J. S. JARDINE.
STAIR CARPET FASTENER.

(Application filed July 13, 1901.)

(No Model.)

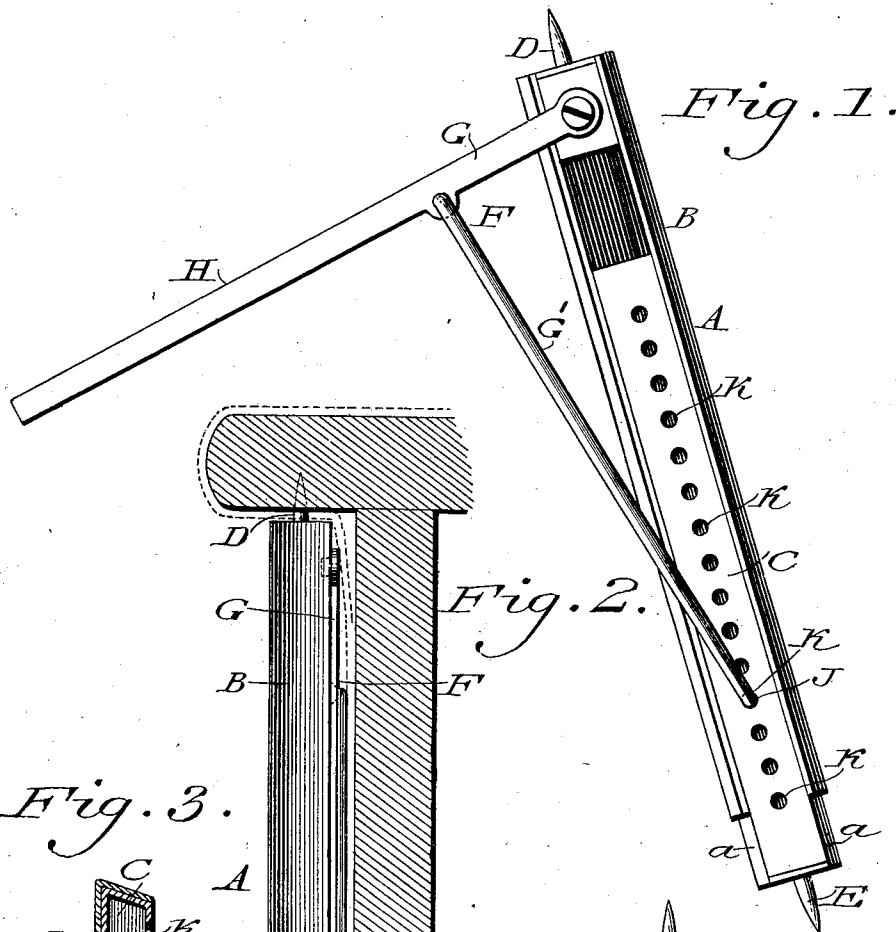


Fig. 1.

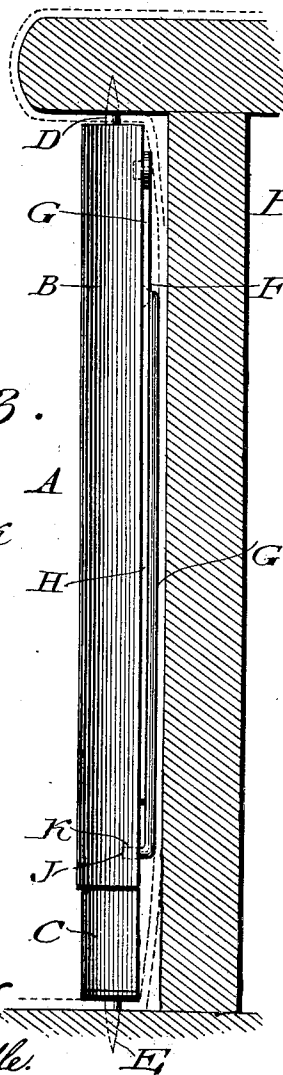


Fig. 2.

Fig. 3.

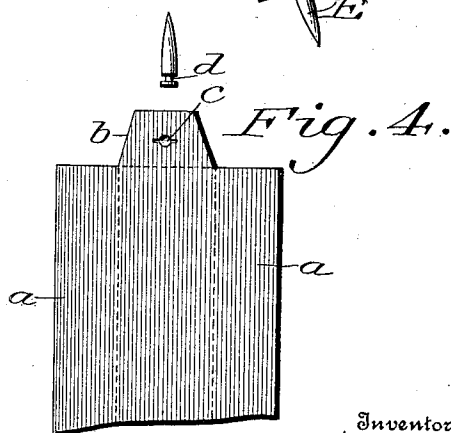
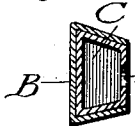


Fig. 4.

Witnesses
P. J. Hoyle.
L. Rouville.

Inventor
John S. Jardine.
By Frederick Fairbank
Attorneys

UNITED STATES PATENT OFFICE.

JOHN S. JARDINE, OF PHILADELPHIA, PENNSYLVANIA, ASSIGNOR TO
PHOEBE L. H. JARDINE, OF PHILADELPHIA, PENNSYLVANIA.

STAIR-CARPET FASTENER.

SPECIFICATION forming part of Letters Patent No. 697,488, dated April 15, 1902.

Application filed July 13, 1901. Serial No. 68,219. (No model.)

To all whom it may concern:

Be it known that I, JOHN S. JARDINE, a citizen of the United States, residing in the city and county of Philadelphia, State of Pennsylvania, have invented a new and useful Improvement in Stair-Carpet Fasteners, of which the following is a specification.

My invention relates to a stair-carpet fastener which is adapted to engage the riser and nosing of a step, so as to firmly retain the carpet in position in stretched condition.

The invention consists in forming the fastener in sections or members and providing the same with means for moving the same in opposite directions and also adjusting the extent to which they may be moved, as will be hereinafter described, the novel features thereof being pointed out in the claims.

Figure 1 represents a perspective view of a carpet-fastener embodying my invention. Fig. 2 represents a vertical section thereof, the fastener being in position on a step. Fig. 3 represents a horizontal section thereof. Fig. 4 represents a view of the blank from which a section or member of the fastener may be formed and the spur or prong of the fastener which is connectible therewith.

Similar letters of reference indicate corresponding parts in the figures.

Referring to the drawings, A designates a fastener for a stair-carpet, the same consisting of the bars or members B and C, one bar being channeled and telescopically receiving the other bar, whereby said bars may be moved one on the other in opposite directions. On the upper end of the bar B is the spur or prong D, and on the lower end of the bar C is the spur or prong E, the spur D being adapted to enter the nosing of the step and the spur E to enter the tread below the same.

F designates a toggle, one limb G of which is pivoted to the bar B and the other, G', to the bar C, the limb G being extended, forming a handle H, whereby the toggle may be properly operated to be opened and closed. The limb G' has its pivot J adapted to enter one of the series of vertically-arranged openings K in the bar C, it being noticed that ow-

ing to said openings and the insertion of the pivot J in either of the same provision is made for adjusting the fastener in length relatively to the different heights of risers of stairs.

The operation is as follows: The toggle is operated so as to separate the bars to about the extent required and the fastener presented to the carpet, so that one spur will be over the tread of the stairs and the other below the nosing above the same. Then the handle of the toggle is pushed in, whereby the bars are separated to full extent of their adjustment, or approximately so, and the spurs or prongs then pierce and engage firmly with the respective portions of the stairs, the carpet having been nicely stretched, it now being tightly held in position. It is evident that when the toggle is again drawn out the bars are moved toward each other, thus shortening the length of the fastener, whereby the spurs or prongs emerge from the stairs and the carpet, and thus the fastener is released and may be removed. When the handle of the toggle is moved in in order to lock the fastener, it passes the center of the axis of the toggle and so retains its position and folds under the limb G' of the toggle, said limb being somewhat set out from the bar or member C, so as to impart a proper length to the pivot J and permit the latter to be removed from and reapplied to the bar C.

In making the fastener the members or bars B and C may be formed of a blank, a portion of one of which is shown in Fig. 4 and composed of the parts a b, which when properly bent producing the sides and ends of said members. In the parts b are openings c, into which the necks d of the spurs or prongs are sprung, thus connecting said spurs or prongs with said parts and firmly holding them in position thereon.

The sides of the member B are inclined, forming a dovetailed joint, the same preventing outward disconnection of the members, it being evident that said members in their movements slide one within the other in a right line, so that the spurs or prongs will similarly enter the relative parts of the stairs

and emerge therefrom without liability to bend or break off. Furthermore, the toggle may be most conveniently operated, as its motions are lateral to the right or left, as the case may be.

Having thus described my invention, what I claim as new, and desire to secure by Letters Patent, is—

1. A stair-carpet fastener consisting of members fitted to each other telescopically, and a toggle having one limb pivotally connected with one member and the other limb pivotally connected with the opposite member.

2. A stair-carpet fastener consisting of members fitted to each other telescopically, and a toggle having one limb pivotally connected with one member and the other limb pivotally connected with the opposite member, one of said members having means for adjustably connecting the limb of the toggle therewith relatively to a desired length of the fastener.

3. A stair-carpet fastener consisting of members fitted to each other telescopically, one of said members having a series of vertically-extending openings therein, a toggle having one limb connected with one member

and the other limb provided with a pivot adapted to enter either of said openings.

4. A stair-carpet fastener consisting of members fitted to each other telescopically, one of said members having a series of vertically-extending openings therein, a toggle having one limb connected with one member and the other limb provided with a pivot adapted to enter either of said openings, one of said limbs having a handle thereon for operating the toggle.

5. A stair-carpet fastener having a bar, and a spur or prong, the latter being provided with a neck which is held in the end of said bar.

6. A stair-carpet fastener, consisting of members fitted to each other telescopically, spurs on the ends of said members, and a toggle-lever, one limb of which is pivotally connected with one member and the other is pivotally connected with the opposite member, one of said limbs being extended beyond its connection with the other limb, forming a handle for the toggle.

JOHN S. JARDINE.

Witnesses:

JOHN A. WIEDERSHEIM,
C. D. MCVAY.