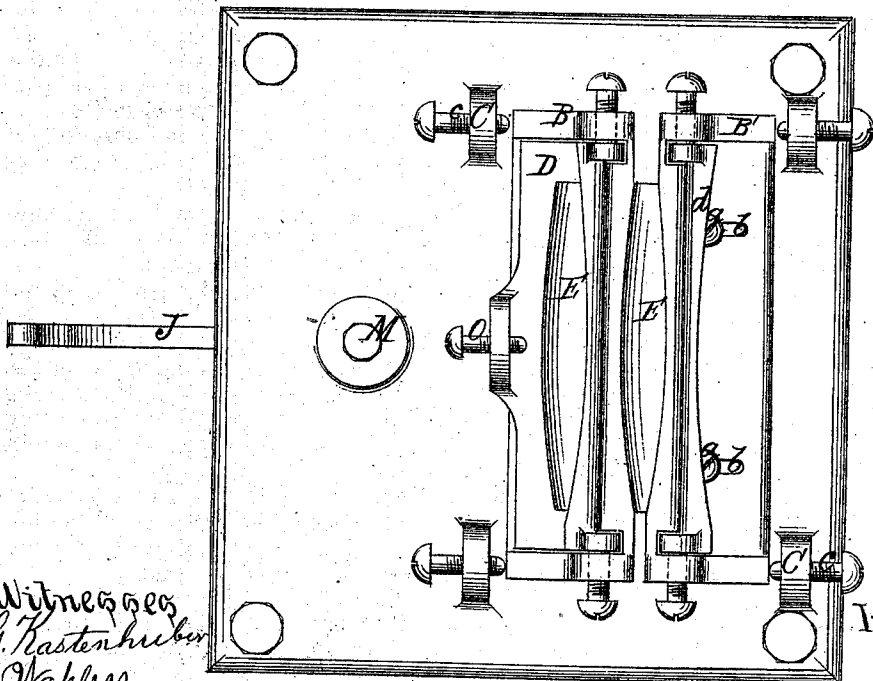
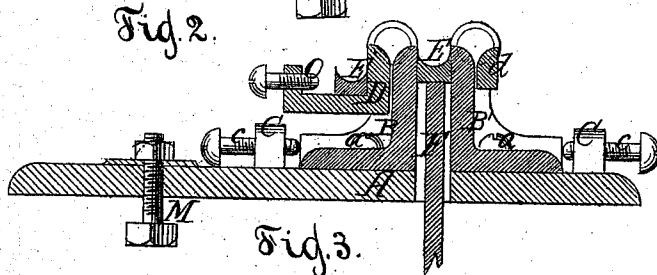
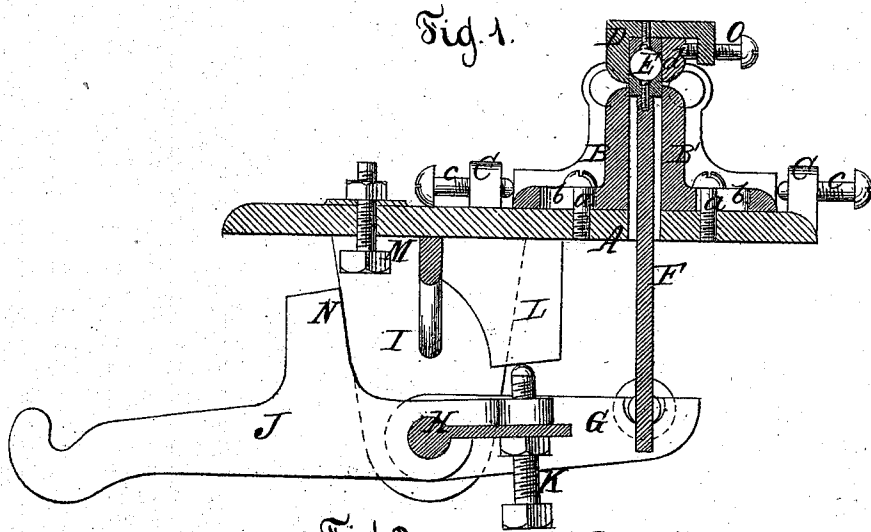


H. SCHMIDT.

Improvement in Machines for Binding and Bunching Cigar-Fillers.
No. 131,709.

Patented Sep. 24, 1872.



Witnesses
C. S. Kastenhuber
C. Wahlen.

Inventor.

H. Schmidt
By Van Dusen & Maull
his Attys

UNITED STATES PATENT OFFICE.

HEINRICH SCHMIDT, OF NEW YORK, N. Y.

IMPROVEMENT IN MACHINES FOR BUNCHING AND BINDING CIGAR-FILLERS.

Specification forming part of Letters Patent No. 131,709, dated September 24, 1872.

To all whom it may concern:

Be it known that I, HEINRICH SCHMIDT, of the city, county, and State of New York, have invented a new and Improved Machine for Bunching and Binding Cigar-Fillers; and I do hereby declare the following to be a full, clear, and exact description thereof, which will enable others skilled in the art to make and use the same, reference being had to the accompanying drawing forming part of this specification, in which drawing—

Figure 1 is a vertical central section of a bunching-machine made according to my invention; Fig. 2 is a similar section of a part thereof, the mold being open and ready to receive the filler; and Fig. 3 is a plan or top view of the same.

Similar letters indicate corresponding parts.

This invention consists in a machine for bunching and binding cigar-fillers, composed of a hinged top or cover and a sliding follower, said top and follower supporting each a section of a cigar former or mold in such a manner that when the binder is placed in the lower part of the mold, and the bunch of tobacco is placed upon it, by drawing the ends of the binder round the bunch, and then turning down and locking the cover (in which is placed the remaining section of the aforesaid mold) and forcing up the follower, the bunch is finished with the binder round it without being obliged to roll the bunch, and consequently the draft of the cigar is not impaired, and a material saving of labor and of tobacco is effected.

My mold is so constructed that it can be readily adjusted for bunches of different sizes.

In the accompanying drawing, the letter A designates a platform, which is attached to a suitable table or frame, and on which is placed a mold-guide, which is made in two parts, B B', being secured to the platform by screws *a a*, which move in slots *b b*, so that said guide can be adjusted for cigar-bunches of any desired size. The mold-guide is retained in the required position by screws *c c*, which have their bearings in the projections C C, and which press against the outer edges of said parts B B'. The part B' of the guide is provided with a hinged flap, *d*, while the part B has connected to it a hinged top or cover, D, to which is secured a half section of a cigar former or mold, E, the remaining half of the former being secured to a vertical slide or fol-

lower, F, which moves up and down within the guide. This follower F is supported by a link, G, mounted on a shaft, H, which has its fulcrum in hangers I descending from the platform A. J is a lever, which is mounted on the shaft H and projects under the follower F. This lever supports a set-screw, K, which serves to regulate the ascent of the follower F by striking against the projection L; and the follower is prevented from descending beyond the desired limit by means of a set-screw, M, which arrests said lever by striking against its projecting ridge N.

The cigar former or mold E is fixed in the follower and in the cover, so that it can be removed and replaced, and that any desired size or shape of cigar can be made with my machine.

In carrying out my invention I proceed as follows: I place the binder in the mold, when in the position shown Figs. 2 and 3. I next place the filler in the binder and draw the ends of the latter round the filler. I then raise the hinged flap *d* of the part B' of the mold-guide, and place the cover in position and lock it by means of a set-screw, O, as shown in Fig. 1. Then I depress the lever J, which raises the follower F, and thereby the cigar-bunch is formed and ready to receive the wrapper.

I do not broadly claim a cigar-bunch presser consisting of a guard and two movable dies, for such is not my invention; but

What I claim as new, and desire to secure by Letters Patent, is—

1. A machine for bunching and binding cigar-fillers, composed of a hinged cover, D, carrying one, and of a follower, F, carrying the other, half of the mold, said follower being actuated by a lever, J, substantially as herein shown and described.

2. The combination of the screws K M, for regulating the ascent and descent of the follower, with the lever J, follower F, and mold E, substantially as herein specified.

3. The mold-guide B B', in combination with the follower F, mold E, hinged cover D, and hinged flap *d*, substantially as set forth.

This specification signed by me this 9th day of May, 1872.

H. SCHMIDT.

Witnesses:

E. F. KASTENHUBER,
C. WAHLERS.