



US00D634426S

(12) **United States Design Patent**
Zollers

(10) **Patent No.:** **US D634,426 S**

(45) **Date of Patent:** **** Mar. 15, 2011**

(54) **LANCING DEVICE**

(75) Inventor: **Timothy E. Zollers**, Atlanta, GA (US)

(73) Assignee: **Facet Technologies, LLC**, Kennesaw, GA (US)

(**) Term: **14 Years**

(21) Appl. No.: **29/359,283**

(22) Filed: **Apr. 8, 2010**

(51) **LOC (9) Cl.** **24-02**

(52) **U.S. Cl.** **D24/147**

(58) **Field of Classification Search** D24/113,
D24/114, 130, 133, 146-147; 600/385, 573,
600/583; 606/167, 172, 181-185; 210/453

See application file for complete search history.

(56) **References Cited**

U.S. PATENT DOCUMENTS

1,135,465 A	4/1915	Pollock
4,360,016 A	11/1982	Sarrine
4,388,925 A	6/1983	Burns
4,416,279 A	11/1983	Lindner et al.
4,503,856 A	3/1985	Cornell et al.
4,517,978 A	5/1985	Levin et al.
4,627,445 A	12/1986	Garcia et al.
4,858,607 A	8/1989	Jordan et al.
4,895,147 A	1/1990	Bodicky et al.
4,924,879 A	5/1990	O'Brien
4,976,724 A	12/1990	Nieto et al.
5,196,025 A	3/1993	Ranalletta et al.
D342,573 S	12/1993	Cerola
5,279,294 A	1/1994	Anderson et al.
5,282,822 A	2/1994	Macors et al.
5,304,193 A	4/1994	Zhadanov
5,318,584 A	6/1994	Lange et al.
5,324,303 A	6/1994	Strong et al.
5,356,420 A	10/1994	Czernecki et al.
5,368,047 A	11/1994	Suzuki et al.
5,423,847 A	6/1995	Strong et al.
5,454,828 A	10/1995	Schraga
5,464,418 A	11/1995	Schraga

D369,864 S	5/1996	Petersen
5,554,166 A	9/1996	Lange et al.
5,569,287 A	10/1996	Tezuka et al.
5,613,978 A	3/1997	Harding
D379,516 S	5/1997	Rutter
5,628,765 A	5/1997	Morita
5,666,966 A	9/1997	Horie et al.
5,730,753 A	3/1998	Morita

(Continued)

FOREIGN PATENT DOCUMENTS

EP 0449525 A1 10/1991

(Continued)

Primary Examiner — Charles A Rademaker

Assistant Examiner — Carissa C Fitts

(74) *Attorney, Agent, or Firm* — Gardner Groff Greenwald & Villanueva, PC

(57) **CLAIM**

The ornamental design for a lancing device, as shown and described.

DESCRIPTION

FIG. 1 is a perspective view of a lancing device according to the design.

FIG. 2 is a first end view of the lancing device design of FIG. 1.

FIG. 3 is a second end view of the lancing device design of FIG. 1.

FIG. 4 is a first side view of the lancing device design of FIG. 1.

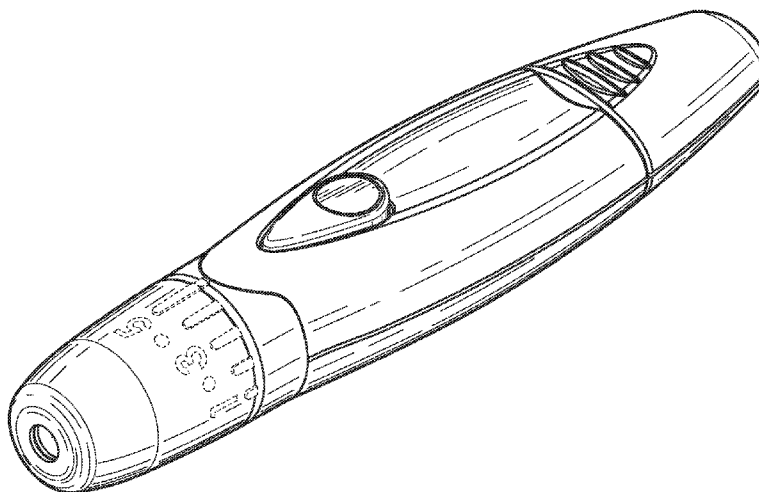
FIG. 5 is a second side view of the lancing device design of FIG. 1.

FIG. 6 is a top view of the lancing device design of FIG. 1; and,

FIG. 7 is a bottom view of the lancing device design of FIG. 1.

Portions shown in broken lines are for illustrative purposes only and form no part of the claimed design.

1 Claim, 3 Drawing Sheets



U.S. PATENT DOCUMENTS

5,741,288 A 4/1998 Rife
 RE35,803 E 5/1998 Lange et al.
 5,857,983 A 1/1999 Douglas et al.
 5,916,230 A 6/1999 Brennehan et al.
 5,954,738 A 9/1999 LeVaughn et al.
 5,984,940 A 11/1999 Davis et al.
 6,022,366 A 2/2000 Schraga
 6,045,567 A 4/2000 Taylor et al.
 D428,150 S 7/2000 Ruf et al.
 6,156,050 A 12/2000 Davis et al.
 6,156,051 A 12/2000 Schraga
 6,168,606 B1 1/2001 Levin et al.
 6,197,040 B1 3/2001 LeVaughn et al.
 D444,557 S 7/2001 LeVaughn et al.
 D447,566 S 9/2001 LeVaughn et al.
 6,283,982 B1 9/2001 LeVaughn et al.
 6,322,575 B1 11/2001 Schraga
 6,332,871 B1 12/2001 Douglas et al.
 6,419,661 B1 7/2002 Kuhr et al.
 6,451,040 B1 9/2002 Purcell
 6,514,270 B1 2/2003 Schraga
 6,530,937 B1 3/2003 Schraga
 6,558,402 B1 5/2003 Chelak et al.
 6,575,939 B1 6/2003 Brunel
 6,602,268 B2 8/2003 Kuhr et al.
 6,645,219 B2 11/2003 Roe
 6,749,618 B2 6/2004 LeVaughn et al.
 D493,532 S 7/2004 LeVaughn et al.
 D499,182 S * 11/2004 Moore et al. D24/146
 6,811,557 B2 11/2004 Schraga
 6,986,777 B2 1/2006 Kim
 7,105,006 B2 9/2006 Shraga
 D530,424 S 10/2006 Manser et al.
 7,175,641 B1 2/2007 Schraga
 D544,956 S 6/2007 Collins et al.
 7,273,484 B2 9/2007 Thoes et al.
 7,288,102 B2 10/2007 Griffin et al.
 D554,753 S 11/2007 Prasser et al.
 7,303,573 B2 12/2007 D'Agostino
 7,311,718 B2 12/2007 Schraga
 D560,805 S 1/2008 Young et al.
 7,322,998 B2 1/2008 Kuhr et al.
 D569,517 S 5/2008 Wilkinson
 D581,533 S 11/2008 Ruf et al.

D586,465 S 2/2009 Faulkner et al.
 D586,916 S 2/2009 Faulkner et al.
 D598,543 S * 8/2009 Vogel et al. D24/133
 7,651,512 B2 1/2010 Chelak et al.
 7,655,019 B2 2/2010 LeVaughn et al.
 D611,602 S 3/2010 Zollers
 D612,051 S 3/2010 Ruf
 7,678,127 B2 3/2010 Trissel et al.
 D617,904 S * 6/2010 Lai D24/146
 D621,042 S * 8/2010 Ruf D24/146
 2003/0212344 A1 11/2003 Yuzhakov et al.
 2004/0039302 A1 2/2004 Kim
 2004/0162573 A1 8/2004 Kheiri
 2005/0125017 A1 6/2005 Kudrna et al.
 2005/0125019 A1 6/2005 Kudrna et al.
 2005/0159768 A1 7/2005 Boehm et al.
 2005/0234492 A1 10/2005 Tsai et al.
 2006/0052809 A1 3/2006 Karbowniczek et al.
 2006/0100655 A1 5/2006 Leong et al.
 2006/0100656 A1 5/2006 Olson et al.
 2006/0129173 A1 6/2006 Wilkinson
 2006/0224172 A1 10/2006 LeVaughn et al.
 2006/0264996 A1 11/2006 LeVaughn et al.
 2007/0083222 A1 4/2007 Schraga
 2007/0173874 A1 7/2007 Uschold et al.
 2007/0173875 A1 7/2007 Uschold
 2007/0288047 A1 12/2007 Thoes et al.
 2008/0004651 A1 1/2008 Nicholls et al.
 2008/0039885 A1 2/2008 Purcell
 2008/0058631 A1 3/2008 Draudt et al.
 2008/0065132 A1 3/2008 Trissel et al.
 2008/0082116 A1 4/2008 Lathrop et al.
 2008/0082117 A1 4/2008 Ruf
 2008/0255598 A1 10/2008 LeVaughn et al.
 2009/0030441 A1 1/2009 Kudrna et al.
 2010/0042129 A1 2/2010 Curry

FOREIGN PATENT DOCUMENTS

EP 0595148 A1 5/1994
 EP 0894471 A2 2/1999
 WO 9742886 A1 11/1997
 WO 0236010 A1 5/2002
 WO 0243591 A2 6/2002

* cited by examiner

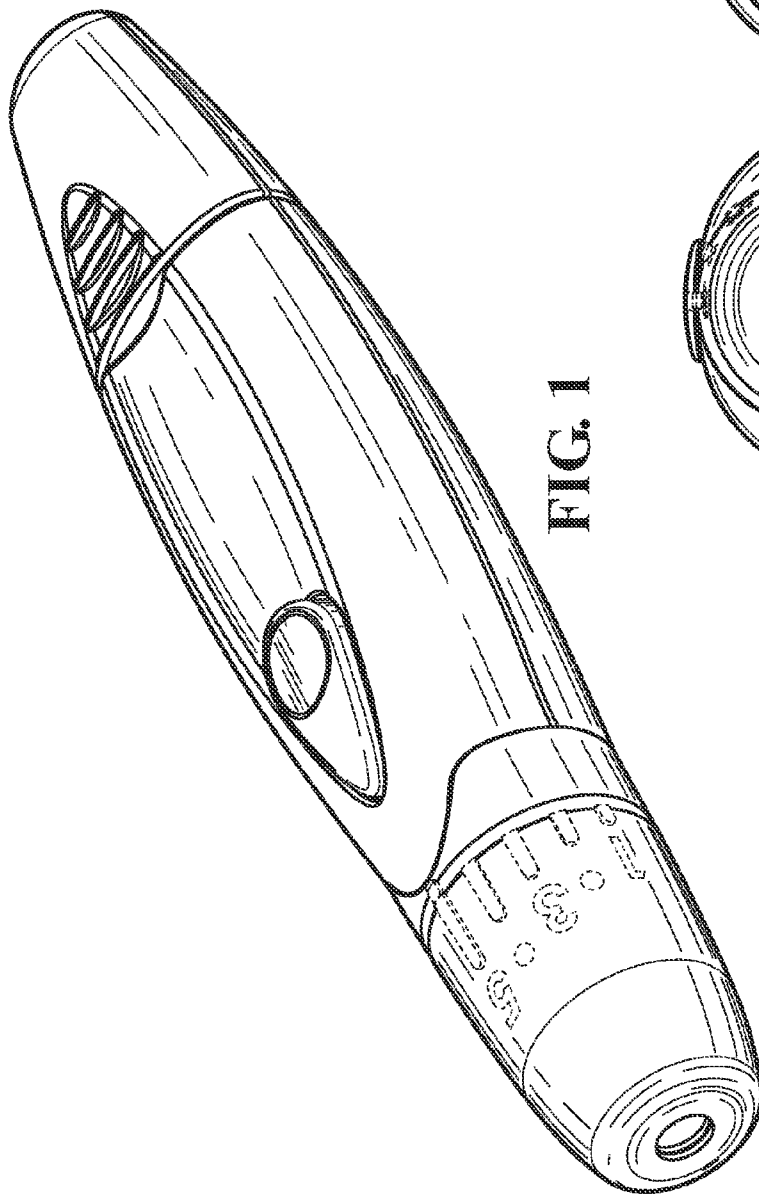


FIG. 1

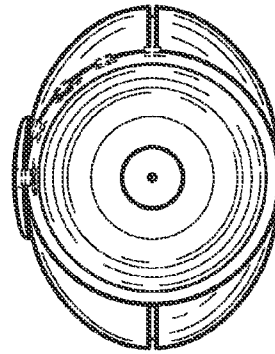


FIG. 2

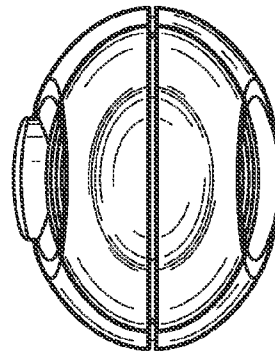


FIG. 3

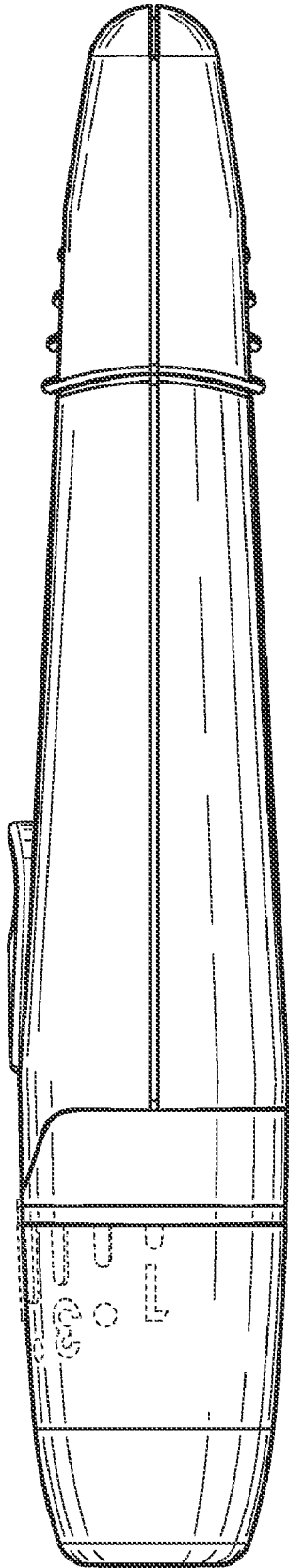


FIG. 4

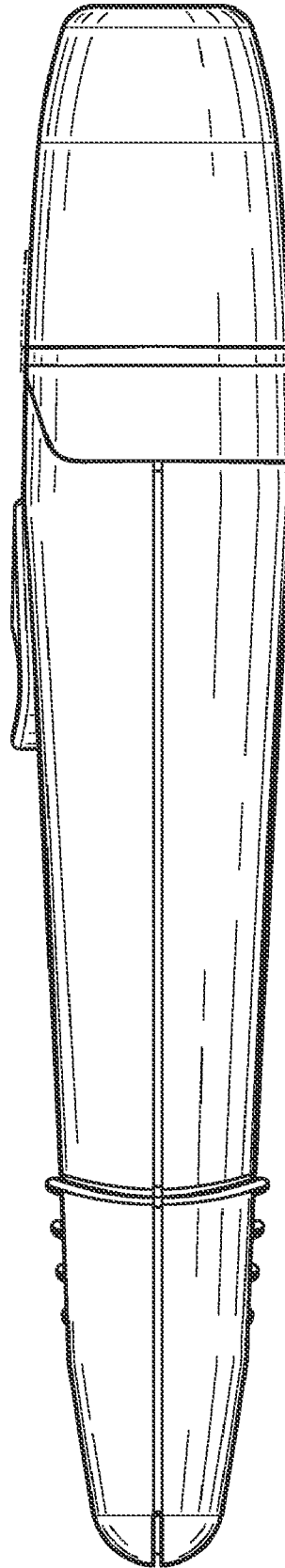


FIG. 5

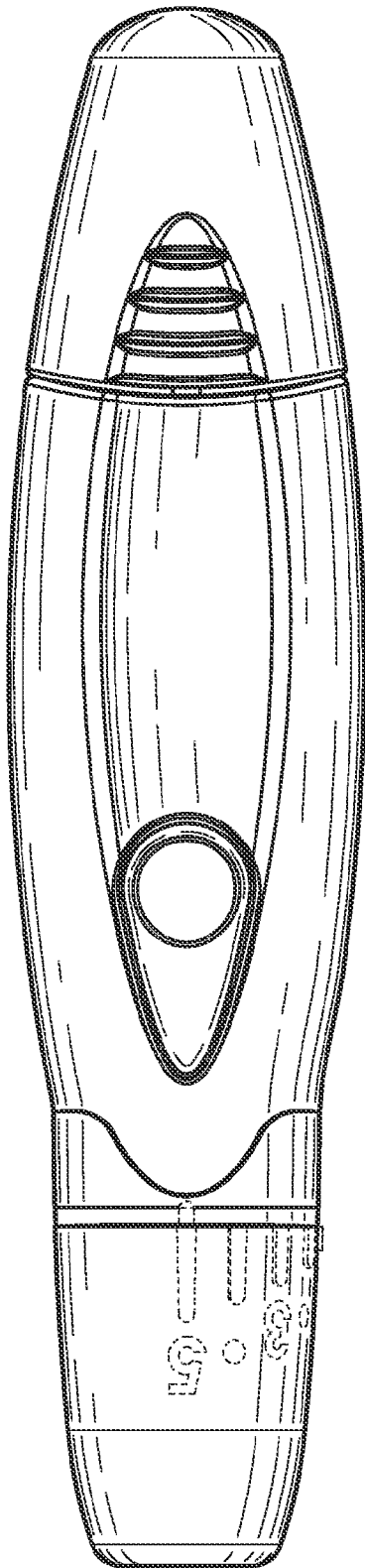


FIG. 6




FIG. 7