



US00D347782S

United States Patent [19] Wentzel

[11] Patent Number: **Des. 347,782**
[45] Date of Patent: **** Jun. 14, 1994**

- [54] CABLE MOUNT
- [75] Inventor: **Charles R. Wentzel, Beecher, Ill.**
- [73] Assignee: **Panduit Corp., Tinley Park, Ill.**
- [**] Term: **14 Years**
- [21] Appl. No.: **2,319**
- [22] Filed: **Nov. 10, 1992**
- [52] U.S. Cl. **D8/356; D8/354**
- [58] Field of Search **D8/358, 349; 248/74.3, 248/74, 484, 341, 499, 205.3; 410/101; 24/30.5, 16 PB, 198**

4,676,470 6/1987 Okura 248/341

OTHER PUBLICATIONS

Thomas & Betts catalog p. B61 undated.
Dennison catalog p. nos. 822 D25 1283 and 14 undated.
Tyton catalog p. 11 undated.
Panduit catalog pp. B12 and B13 undated.

Primary Examiner—James M. Gandy
Assistant Examiner—Holly H. Baynham
Attorney, Agent, or Firm—Charles R. Wentzel; Mark D. Hilliard; Robert A. McCann

CLAIM

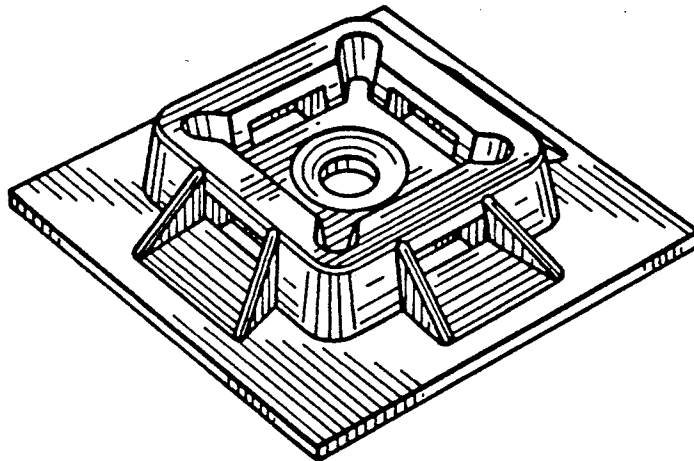
[57] The ornamental design for a cable mount, as shown and described.

[56] References Cited U.S. PATENT DOCUMENTS

D. 285,286	8/1986	Sharpe	D8/354 X
D. 298,604	11/1988	Newton	D8/354 X
D. 316,511	4/1991	White, Jr.	D8/356 X
3,454,249	7/1969	Geisinger	248/205.3
3,632,071	1/1972	Cameron	248/743
3,913,876	10/1975	McSherry	248/484
4,488,333	12/1984	Tracy	24/198

DESCRIPTION

FIG. 1 is a perspective view of the cable mount showing my new design;
FIG. 2 is a top plan view thereof;
FIG. 3 is a side elevational view thereof with the remaining sides being mirror images thereof; and,
FIG. 4 is a bottom plan view thereof.



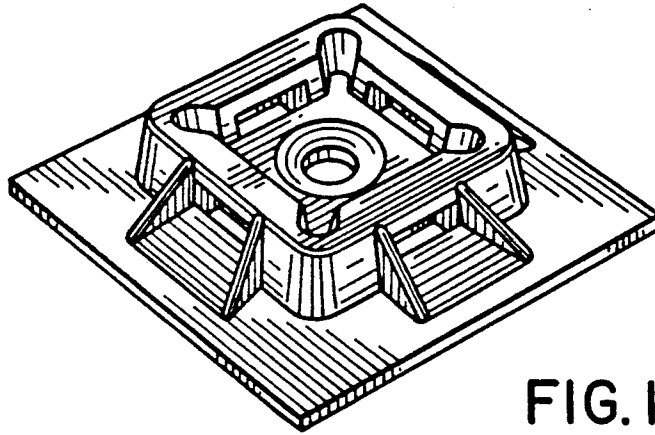


FIG. 1

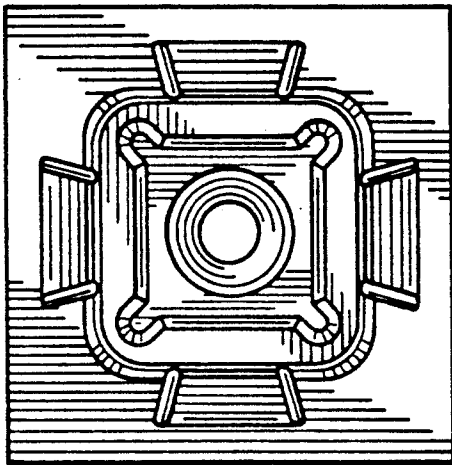


FIG. 2



FIG. 3

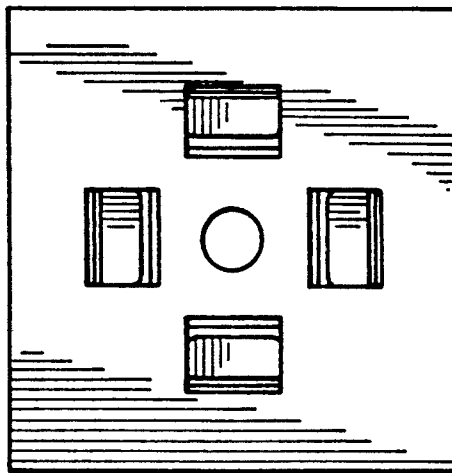


FIG. 4