



INTERNATIONAL APPLICATION PUBLISHED UNDER THE PATENT COOPERATION TREATY (PCT)

<p>(51) International Patent Classification ⁶ : C07J 5/00, 7/00, 9/00, A01N 45/00, A61K 31/56, 31/57</p>	A1	<p>(11) International Publication Number: WO 97/46574</p> <p>(43) International Publication Date: 11 December 1997 (11.12.97)</p>
<p>(21) International Application Number: PCT/US97/09992</p> <p>(22) International Filing Date: 9 June 1997 (09.06.97)</p> <p>(30) Priority Data: 08/660,804 7 June 1996 (07.06.96) US</p> <p>(71) Applicant: PHERIN CORPORATION [US/US]; Suite 240, 535 Middlefield Road, Menlo Park, CA 94025 (US).</p> <p>(72) Inventors: JENNINGS-WHITE, Clive, L.; 3096 South 2300 East, Salt Lake City, UT 84109 (US). BERLINER, David, L.; 380 Selby Lane, Atherton, CA 94027 (US). ADAMS, Nathan, W.; 1211 West 8600 South, West Jordan, UT 84088 (US).</p> <p>(74) Agent: SUYAT, Reginald, J.; Fish & Richardson P.C., 2200 Sand Hill Road, Menlo Park, CA 94025 (US).</p>		<p>(81) Designated States: AL, AM, AT, AU, AZ, BA, BB, BG, BR, BY, CA, CH, CN, CU, CZ, DE, DK, EE, ES, FI, GB, GE, HU, IL, IS, JP, KE, KG, KP, KR, KZ, LC, LK, LR, LS, LT, LU, LV, MD, MG, MK, MN, MW, MX, NO, NZ, PL, PT, RO, RU, SD, SE, SG, SI, SK, TJ, TM, TR, TT, UA, UG, UZ, VN, YU, ARIPO patent (GH, KE, LS, MW, SD, SZ, UG), Eurasian patent (AM, AZ, BY, KG, KZ, MD, RU, TJ, TM), European patent (AT, BE, CH, DE, DK, ES, FI, FR, GB, GR, IE, IT, LU, MC, NL, PT, SE), OAPI patent (BF, BJ, CF, CG, CI, CM, GA, GN, ML, MR, NE, SN, TD, TG).</p> <p>Published <i>With international search report.</i></p>
<p>(54) Title: 19-NOR-CHOLANE STEROIDS AS NEUROCHEMICAL INITIATORS OF CHANGE IN HUMAN HYPOTHALAMIC FUNCTION</p>		
<p>(57) Abstract</p> <p>The invention relates to a method of altering hypothalamic function in an individual. The method comprises nasally administering a human vomeropherin, e.g. a 19-nor cholane steroid, or a pharmaceutical composition containing a vomeropherin, such that the vomeropherin binds to a specific neuroepithelial receptor. The steroid or steroids is/are preferably administered in the form of a pharmaceutical composition containing one or more pharmaceutically acceptable carriers. Other embodiments of the invention include pharmaceutical compositions containing the steroids.</p>		

FOR THE PURPOSES OF INFORMATION ONLY

Codes used to identify States party to the PCT on the front pages of pamphlets publishing international applications under the PCT.

AL	Albania	ES	Spain	LS	Lesotho	SI	Slovenia
AM	Armenia	FI	Finland	LT	Lithuania	SK	Slovakia
AT	Austria	FR	France	LU	Luxembourg	SN	Senegal
AU	Australia	GA	Gabon	LV	Latvia	SZ	Swaziland
AZ	Azerbaijan	GB	United Kingdom	MC	Monaco	TD	Chad
BA	Bosnia and Herzegovina	GE	Georgia	MD	Republic of Moldova	TG	Togo
BB	Barbados	GH	Ghana	MG	Madagascar	TJ	Tajikistan
BE	Belgium	GN	Guinea	MK	The former Yugoslav Republic of Macedonia	TM	Turkmenistan
BF	Burkina Faso	GR	Greece	ML	Mali	TR	Turkey
BG	Bulgaria	HU	Hungary	MN	Mongolia	TT	Trinidad and Tobago
BJ	Benin	IE	Ireland	MR	Mauritania	UA	Ukraine
BR	Brazil	IL	Israel	MW	Malawi	UG	Uganda
BY	Belarus	IS	Iceland	MX	Mexico	US	United States of America
CA	Canada	IT	Italy	NE	Niger	UZ	Uzbekistan
CF	Central African Republic	JP	Japan	NL	Netherlands	VN	Viet Nam
CG	Congo	KE	Kenya	NO	Norway	YU	Yugoslavia
CH	Switzerland	KG	Kyrgyzstan	NZ	New Zealand	ZW	Zimbabwe
CI	Côte d'Ivoire	KP	Democratic People's Republic of Korea	PL	Poland		
CM	Cameroon	KR	Republic of Korea	PT	Portugal		
CN	China	KZ	Kazakistan	RO	Romania		
CU	Cuba	LC	Saint Lucia	RU	Russian Federation		
CZ	Czech Republic	LI	Liechtenstein	SD	Sudan		
DE	Germany	LK	Sri Lanka	SE	Sweden		
DK	Denmark	LR	Liberia	SG	Singapore		
EE	Estonia						

19-NOR-CHOLANE STEROIDS AS NEUROCHEMICAL INITIATORS
OF CHANGE IN HUMAN HYPOTHALAMIC FUNCTION

5 Cross Reference To Related Applications

This application is a continuation-in-part of U.S. Application Serial No. 08/660,804, filed June 7, 1996.

This application is related to U.S. Application Serial No. 08/127,908, filed September 28, 1993 which is a
10 continuation-in-part of U.S. Application Serial No. 07/903,604, filed 24 June 1992, which in turn is a continuation-in-part of U.S. Application Serial No. 07/708,936, filed 31 May 1991, which in turn is a continuation-in-part of U.S. Application Serial No.
15 07/638,185, filed 7 January 1991, now abandoned.

The application also relates to U.S. Application Serial No. 08/127,980 filed September 28, 1993 which is another continuation-in-part of U.S. Patent Application Serial No. 07/903,604, U.S. Patent Application Serial No.
20 08/077,359, filed 15 June 1993, and to commonly assigned, co-pending U.S. Patent Application Serial No. 07/903,525, filed 24 June 1992 (a continuation-in-part of U.S. Application Serial No. 07/707,862, filed 31 May 1991, which in turn is a continuation in-part of U.S. Application Serial
25 No. 07/638,743, filed 7 January 1991, now abandoned) entitled "Estrene Steroids as Neurochemical Initiators of Change in Human Hypothalamic Function and Related Pharmaceutical Compositions and Methods"; and to the commonly assigned, co-pending continuation-in-part of
30 07/903,525, U.S. Patent Application Serial No. 08/077,140. The aforementioned U.S. patent applications are each incorporated herein by reference.

Finally, this application may relate to U.S. Patent Application entitled "Fragrance Compositions Containing

Human Pheromones, filed 24 March 1992, U.S.S.N. 07/856,435.

Technical Field

This invention relates generally to pharmaceutical compositions and methods for effectuating change in human hypothalamic function, thereby altering certain behavior and physiology mediated by the hypothalamus of individuals. More particularly, the invention relates to the use of 19-nor-cholane steroids as neurochemical effectuators of physiology and behavior.

Description of the Related Art

The present invention relates to certain compounds, namely 19-nor-cholane steroids, particularly 19-nor-cholane steroids and related compounds as will be described herein, and methods of using these compounds as human vomeropherins in order to alter hypothalamic function, thereby affecting certain consequent behavior and physiology, e.g., the reduction of anxiety. The 19-nor-cholane steroids are characterized by a four ring steroidal structure, methylation at the 13 position and alkylation (C4) at the 17-position. The 19-nor-cholanes are a subset which have at least one double bond.

Ohloff, G. et al. (Helv. Chim. Acta (1983) 66:192-217), which is incorporated herein by reference, have shown that several steroids (androstenes) have an odor which varies with different isomeric, diastereomeric, and enantiomeric forms. Some members of this group have been reported to act as a pheromone in some mammalian species for instance, 5 α -androst-16-en-3-one and 5 α -androst-16-en-3 α -ol in pigs (Melrose, D.R., et al., Br. vet. J. (1971) 127:497-502). These 16-androstenes produced by the boar induce mating behavior in estrus sows (Claus, et al.,

Experimentia (1979) 35:1674-1675).

In some studies it has been noted that, in some species, various characteristics of certain 16-androstenes (including 5 α -Androst-16-en-3 α -ol and 5a-Androst-16-en-3-one), such as concentration, metabolism, and localization, are sexually dimorphic (Brooksbank et al., J. Endocr. (1972) 52:239-251; Claus, et al., J. Endocr. (1976) 68:483-484; Rwan, et al., Med. Sci. Res. (1987) 15:1443-1444). For instance, 5 α -Androst-16-en-3 α -ol and 5 α -Androst-16-en-3-one, as well as Androsta-4,16-dien-3-one, have been found at different concentrations in the peripheral blood, saliva and axillary secretions of men and of women (Kwan, T.X., et al., Med. Sci. Res. (1987) 15:1443-1444), and their function as a human pheromone, to the extent of affecting choice and judgement, has been suggested (Id.; see also Gower, et al., "The Significance of Odorous Steroids in Axillary Odour", In, Perfumery, pp. 68-72, Van Toller and Dodd, Eds., Chapman and Hall, 1988); Kirk-Smith, D.A., et al., Res. Comm. Psychol. Psychiat. Behav. (1978) 3:379). Androstenol (5 α -androst-16-en-3 α -ol) has been claimed to exhibit a pheromone-like activity in a commercial men's cologne and women's perfume (Andron for men and Andron for women by Jovan). Japanese Kokai No. 2295916, refers to perfume compositions containing androstenol and/or its analogues. 5 α -Androstadien-3 β -ol (and perhaps the 3 α -ol) has also been identified in human axillary secretion (Gower, et al., Supra at 57-60. On the other hand, there is little agreement in the literature as to whether or not any putative pheromone actually plays any role in the sexual or reproductive behavior of mammals, particularly of humans. See: Beauchamp, G.X., et al., "The Pheromone Concept in Mammalian Chemical Communication: A Critique", In: Mammalian Olfaction. Reproductive Processes and Behavior, Doty R.L.,

Ed., Academic Press, 1976). See also: Gower, et al., supra at 68-73.

The pheromone properties of some estrene steroids for some mammalian species have been described. Michael, R.P. et al., Nature (1968) 218:746 refers to Estrogens (particularly Estradiol) as a pheromonal attractant of male rhesus monkeys. Parrot, R.F., Hormones and Behavior (1976) 7:207-215, reports Estradiol benzoate injection induces mating behavior in ovariectomized rats; and the role of the blood level of Estradiol in male sexual response (Phoenix, C.H., Physiol. and Behavior (1976) 16:305-310) and female sexual response (Phoenix, C.H., Hormones and Behavior (1977) 8:356-362) in Rhesus monkeys has been described. On the other hand, there is little agreement in the literature as to whether or not pheromones as such play any role in the reproductive behavior and interpersonal communication of mammals (Beuchamp, G.K., et al., "The Pheromone Concept in Mammalian Chemical Communication: A Critique", In: Mammalian Olfaction Reproductive Processes. and Behavior, Doty, R.L., Ed., Academic Press, 1976).

An embodiment of the subject invention concerns the non-systemic, nasal administration of certain 19-nor-cholane and 19-nor-cholene steroids to affect a specific behavioral or physiological response in human subjects, e.g., a reduction of negative affect, mood, and character traits. In particular, nasal administration provides for contacting neurochemical receptors of a heretofore poorly understood neuroendocrine structure, commonly known as the vomeronasal organ ("VNO"); also known as "Jacobson's organ"), with one or more steroid(s) or with compositions containing the steroid(s). This organ is accessed through the nostrils of most higher animals - from snakes to humans, and has been associated, inter alia, with pheromone reception in certain

species (see generally Muller-Schwarze & Silverstein, Chemical Signals, Plenum Press, New York (1980)). The axons of the neuroepithelia of the vomeronasal organ, located supra palatinal, form the vomeronasal nerve and have direct synaptic connection to the accessory olfactory bulb and indirect input from there to the cortico-medial amygdaloid basal forebrain and hypothalamic nuclei of the brain. The distal axons of terminalis nerve neurons may also serve as neurochemical receptors in the VNO. Stensaas, L.J., et al., J. Steroid Biochem. and Molec. Biol. (1991) 39:553. This nerve has direct synaptic connection with the hypothalamus.

Johnson, A. et al. (J. Otolarynaoloav (1985) 14:71-79) report evidence for the presence of the vomeronasal organ in most adult humans, but conclude that the organ is probably non-functional. Contravening results which suggest that the VNO is a functional chemosensory receptor are reported by Stensaas, L., et al., supra; and by Moran, D.T., et al., Garcia-Velasco, J. and M. Mondragon; MontiBloch, L. and B. Grosser all in J. Steroid Biochem. and Molec. Biol. (1991) 39.

It is apparent that it would be desirable to identify and synthesize human vomeropherins and pheromones and to develop pharmaceutical compositions and methods of use to influence hypothalamic function. This invention relates to the unexpected discovery that, when nasally administered to human subjects, certain neurochemical ligands, particularly 19-nor-cholane steroids, 19-nor-cholene steroids and related compounds, or pharmaceutical compositions containing 19-nor-cholanes, 19-nor-cholenes or related compounds, specifically bind to chemoreceptors of certain nasal neuroepithelial cells and this binding generates a series of neurophysiological responses resulting in an alteration of hypothalamic function of an individual.

When properly administered, the effect of certain of these compounds on the hypothalamus affects the function of the autonomic nervous system and a variety of behavioral-or physiological phenomena which include, but are not limited to the following: anxiety, premenstrual stress, fear, aggression, hunger, blood pressure, and other behavioral and physiological functions normally regulated by the hypothalamus. See Otto Appenzeller, The Autonomic Nervous System. An Introduction of Basic and Clinical Concepts (1990); Rorner, P.I. Central nervous control of autonomic cardiovascular function, and Levy N.M. and Martin, P.J. Neural control of the heart, both in Handbook of Physiology: Section 2: Cardiovascular System - the heart, Vol. I, Washington, DC, 1979, American Physiological society; Fishman, A.P., et al. editors, Handbook of Physiology: Section 3: Respiratory System. Vol. II. Control of Breathing, Bethesda MD. 1986. American Physiological Society.

In some instances a single 19-nor-cholane steroid, or related compound, is administered, in some instances combinations of 19-nor-cholane steroids and/or related compounds are administered and in some instances one or more 19-nor-cholane steroids are coadministered along with one or more estrane or estrene steroids, androstane or androstene steroids or a related compound.

Background of the Invention

Definitions

An "affect" is a transient feeling state. Typical negative affects are feelings of nervousness, tenseness, shame, anxiousness, irritability, anger, rage, and the like. "Moods" are longer lasting feeling states such as guilt, sadness, hopelessness, worthlessness, remorsefulness,

misery, unhappiness and the like. "Character traits" are more permanent aspects of an individual's personality. Typical negative character traits are sensitivity, regretfulness, blameworthiness, stubbornness, resentment, bitterness, timidity, laziness and the like.

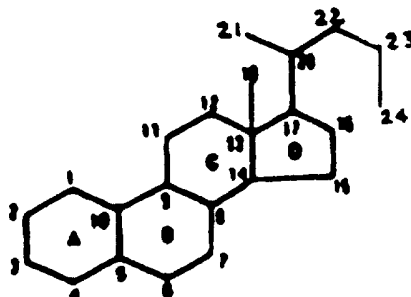
"19-nor-cholane steroids" are aliphatic polycyclic hydrocarbons characterized by a four-ring steroidal structure with a methylation at the 13-position and alkylation (C4 or higher) (including unsaturated groups) at the 17-position. The 19-nor compounds lack a methyl or other carbon-containing substituent on C-10 where C-19 would normally be found. A cholene is a subset of cholanes commonly understood to mean that the compound has at least one double bond.

A "chemoreceptor" is a receptor molecule displayed on the surface of a "chemosensory" neuroepithelial cell which binds in a stereospecific fashion to a particular ligand or ligands. This specific binding initiates a signal transduction which initiates an afferent nerve impulse. Chemoreceptors are found, inter alia, in taste buds, olfactory epithelium and vomeronasal tissue.

"19-nor-cholene steroids", as the term is used herein, are aliphatic polycyclic hydrocarbons with a four-ring steroidal structure, at least one double bond in the A-ring, methylation at the 13-position, alkylation (C4 or higher) (including unsaturated groups) at the 17-position and an oxo, hydroxyl or hydroxyl derivative such as an alkoxy, ester, benzoate, cypionate, sulfate or glucuronide, at the 3-position. The 19-nor compounds lack a methyl or other carbon-containing substituent or C-10 where C-19 would normally be found.

The following structure shows the four-ring steroidal structure common to cholane and cholene steroids.

In describing the location of groups and substituents, the following numbering system will be employed:



"Sexually dimorphic" refers to a difference in the effect of, or response to, a pharmaceutical agent between males and females of the same species.

An "effective amount" of a drug is a range of quantity and/or concentration which brings about a desired physiological and/or psychological effect when administered to an individual in need of the drug. In the present case, a needy individual is one with a physiological or behavioral trait which is normally regulated by the hypothalamus and wherein it is desirable to affect the function of the hypothalamus or the trait. The effective amount of a given drug may vary depending upon the function to be affected, the desired effect, route of administration, and the like. For example, when the steroid is administered as a solution applied to the facial skin of a subject an effective concentration is from 1 microgram/ml to 100 $\mu\text{g/ml}$, preferably 10 to 50 $\mu\text{g/ml}$ and most preferably 20 to 30 $\mu\text{g/ml}$. When the steroid is introduced directly into the VNO an effective amount is about 1 picogram to about 1 nanogram, more preferably about 10 picograms to about 50 picograms. When the steroid is administered to the nasal passage, by ointment, cream or aerosol, or the like, an effective amount is about 100 pg to about 100 micrograms, preferably about 1

ng to about 10 micrograms. It follows that some drugs may be effective when administered by some routes, but not effective when administered by other routes.

The "hypothalamus" is the portion of the
5 diencephalon comprising the ventral wall of the third
ventricle below the hypothalamic sulcus and including
structures forming the ventricle floor, including the optic
chiasma, tuber cinereum, infundibulum, and mammillary
bodies. The hypothalamus regulates the autonomic nervous
10 system and controls several physiological and behavioral
functions such as the so-called fight and flight responses,
sexual motivation, water balance, sugar and fat metabolism,
hunger, regulation of body temperature, endocrine
secretions, and others. The hypothalamus is also the source
15 of vasopressin which regulates blood pressure, and oxytocin
which induces parturition and milk release. All hypothalamic
functions are potentially modulatable by the vomeropherin
therapy described herein.

A "ligand", as used herein, is a molecule which acts
20 as a chemical signal by specifically binding to a receptor
molecule displayed on the surface of a receptor cell,
thereby initiating a signal transduction across the cell
surface. Binding of ligands to chemosensory receptors can
be measured. Chemosensory tissue, such as vomeronasal
25 neuroepithelium or olfactory neuroepithelium, contains a
multiplicity of neuroreceptors cells, each displaying at
least one cell surface receptor. Many of the receptor
molecules have identical ligand specificity. Therefore,
when the tissue is exposed to a ligand for which it has
30 specificity (for example a exposure of the VNO to a
vomeropherin) a summated change in cell surface receptor
potential can be measured.

As used herein, "lower alkyl" means a branched or

unbranched saturated hydrocarbon chain of 1 to 4 carbons, such as, for example, methyl, ethyl, n-propyl, i-butyl and the like. "Alkoxy" as used herein is used in its conventional sense to mean the group -OR wherein R is alkyl
5 as herein defined.

A "pheromone" is a substance that provides chemical means of communication between members of the same species through secretion and peripheral chemoreception. In mammals pheromones are usually detected by receptors in the
10 vomeronasal organ of the nose. Commonly, pheromones effect development, reproduction and related behaviors. A "vomeropherin" is a more general term which includes pheromones and describes a substance from any source which functions as a chemosensory messenger, binds to a specific
15 vomeronasal neuroepithelial receptor, and induces a physiological or behavioral effect. The physiologic effect of a "vomeropherin" is mediated through the vomeronasal organ.

A picogram (pg) is equal to .001 nanograms (ng). A
20 ng is equal to .001 micrograms (μ g). A μ g is equal to .001 mg.

The invention is directed to a group of certain 19-nor cholane steroids.

A subset of 19-nor-cholanes within the group are
25 believed to be novel. Syntheses are described herein for certain compounds in the Schemes.

Brief Description of the Drawings

FIG. 1 and FIG. 2 show the EVG amplitudes of steroids E2/NC2, E1/NC2, E2/NC3, E1/NC3, methylated E2/NC2,
30 methylated E2/NC3, E8/NC3 (Chart), in human male and female VNO's, respectively.

Summary of the Invention

Accordingly, it is an object of this invention to provide pharmaceutical compositions which contain human vomeropherins or pheromones and are suitable for nasal administration in an individual.

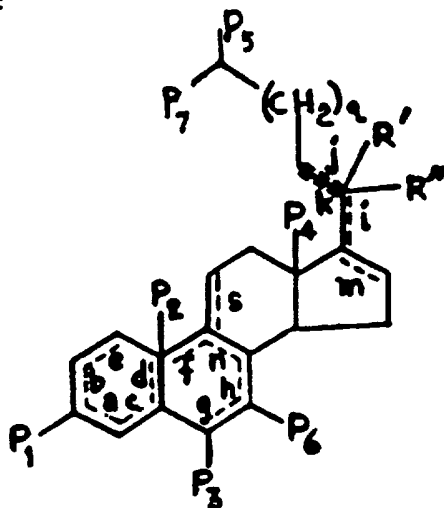
It is also an object of this invention to provide methods of using these compositions to alter hypothalamic function of an individual.

It is a further object of this invention to provide methods of using these compositions to affect physiological and behavioral functions of individuals which are normally regulated by the hypothalamus.

Finally, it is an object of this invention to provide methods of altering hypothalamic function which have the following advantages: 1) administration directly to the chemoreceptors in the nasal passage and the vomeronasal organ, without pills or needles - i.e., non-invasively; 2) a mode of drug action through the nervous system and not through the circulatory system - thus brain function can be affected without consideration of the bloodbrain barrier; 3) a direct means of affecting the hypothalamus - there is only one synaptic junction between pheromone receptors and the hypothalamus; and, 4) providing a highly specific drug effect, thereby greatly reducing the potential for undesirable side-effects - this because sensory nerves are addressed to a specific location in the brain. Additional objects, advantages and novel features of the invention will be set forth in part in the description which follows, and in part will become apparent to those skilled in the art upon examination of the following, or may be learned by practice of the invention.

Objects of this invention are achieved by providing a pharmaceutical composition suitable for nasal

administration in an individual. The composition contains a pharmaceutically acceptable carrier and a cholane steroid with the formula:



wherein P₁ is oxo, α- or β-hydroxy, α- or β-acetoxy, α- or β-propionoxy, α- or β-lower acetoxy, α- or β-lower acyloxy, or α- or β-benzyloxy;

"a", "b", "c", "d", "e", "f", "g", "h", "i", "j", "m", "s" and "n" are alternative sites for optional double bonds, and "k" may be absent or present with "j" to form a triple bond;

P₂ is hydroxy, hydrogen, lower alkoxy of 1 to 6 carbon atoms, or P₂ is absent;

P₃ is oxo, hydrogen, hydroxy, lower alkoxy of 1-6 carbon atoms or halo;

P₄ is methyl or ethyl;
each P₅ and P₇, independently is hydrogen, methyl or halo;

P₆ is hydrogen or methyl;

R' and R'' are independently hydrogen or halo, are absent, or together form = CH₂; q is an integer from 0 to 2. Preferably, q=1.

One class of preferred steroid compositions contain

steroids wherein "d" is a double bond, and optionally "b" is present as a double bond. Another preferred class has "a", "d" and "e" present, and g or h are optionally present. If "g" is present in this case, then "n" is optionally present.
5 Other preferred classes have "c" or "s" present.

The novel class of 19-nor-cholanes are those of the above formula, excluding the compounds in the instances where P₃, P₆, P₅, P₇, R' and R" are hydrogen; P₄ is methyl, e, a, d are present; b, c, f, g, h, i, j, k, n, and s are
10 absent, q=0, P₁ is hydroxy and m is present or absent.

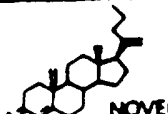
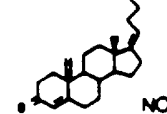
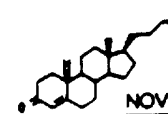
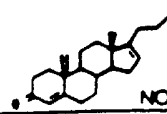
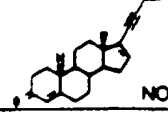
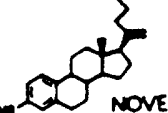
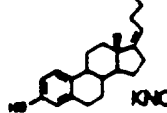
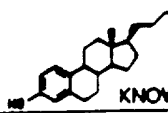
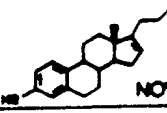
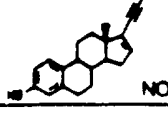
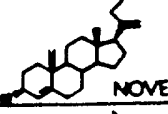
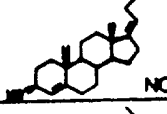
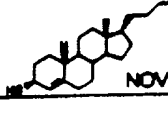
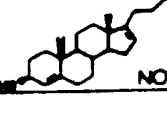
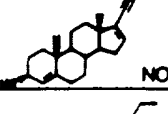
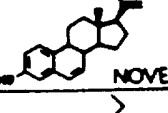
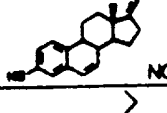
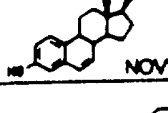
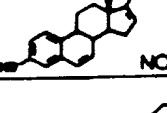
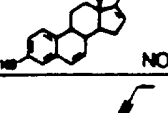
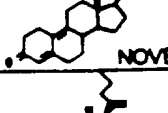
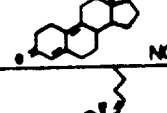
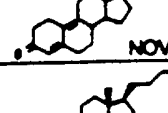
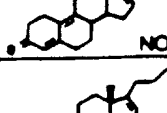
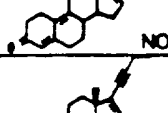
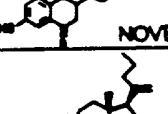
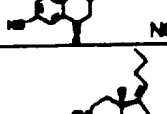
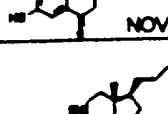
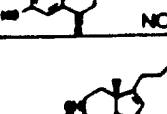
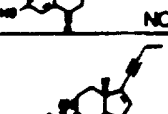
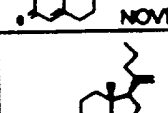
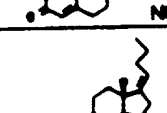
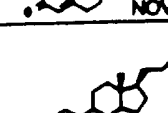
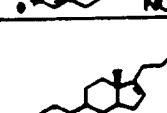
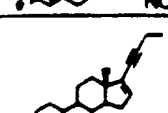
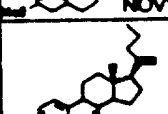
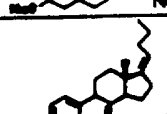
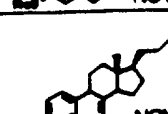
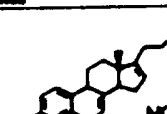
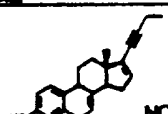
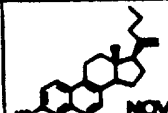
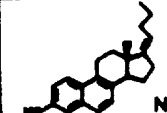
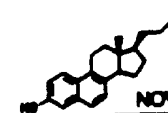
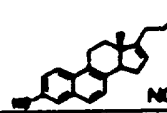
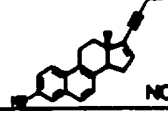
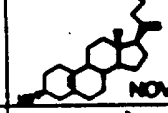
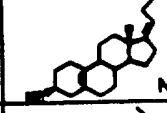
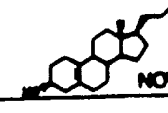
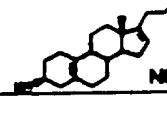
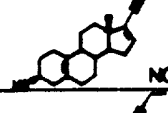
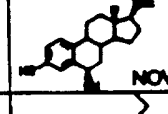
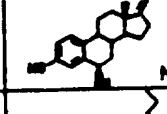
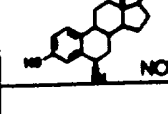
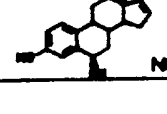
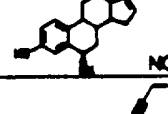
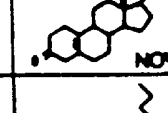
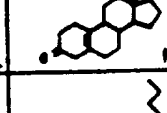
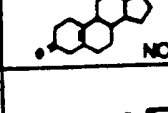
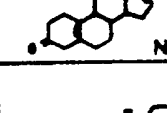
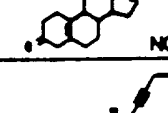
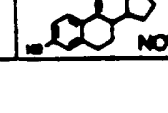
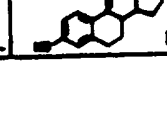
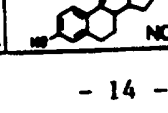
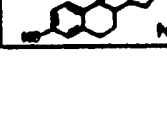
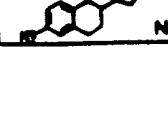





The term lower alkyl, lower alkoxy, etc., is meant to encompass carbon chains of 1 to 6 carbon atoms, preferably 1 to 4 carbon atoms.

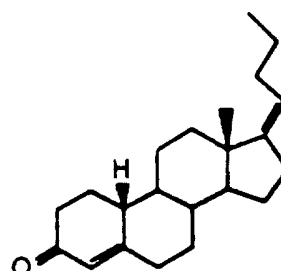
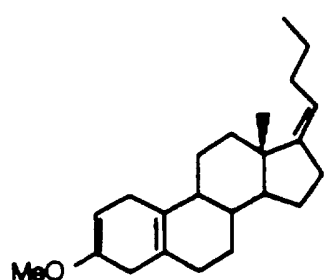
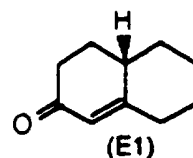
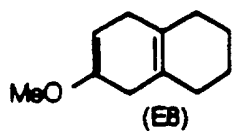
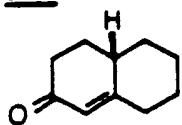
Other objects of this invention are achieved by
15 providing a method of altering hypothalamic function and/or autonomic function in an individual. A ligand for a chemoreceptor displayed on the surface of a nasal neuroepithelial cell is provided wherein the cell is a part of tissue other than olfactory epithelia; and, the ligand is
20 administered within a nasal passage of the individual such that the ligand binds specifically to the chemoreceptor, resulting in an alteration of hypothalamic function of the individual.

All embodiments of this application relate to and
25 include the functional equivalents of the steroid structures disclosed in these embodiments and to those modified steroids which demonstrate said functional equivalence,

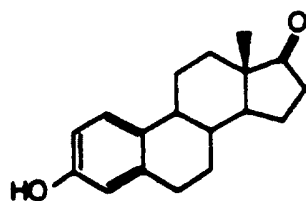
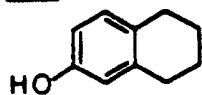
In the following chart, particularly preferred 19-nor-cholanes are shown.

19-NORCHOLANES

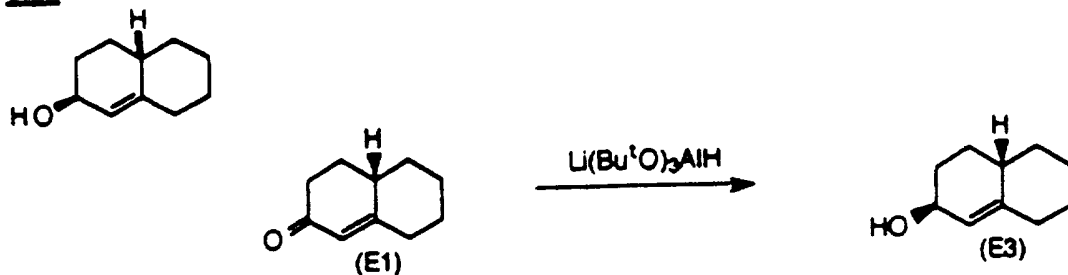
F/NC	1	2	3	4	5
1	 NOVEL	 NOVEL	 NOVEL	 NOVEL	 NOVEL
2	 NOVEL	 KNOWN	 KNOWN	 NOVEL	 NOVEL
3	 NOVEL	 NOVEL	 NOVEL	 NOVEL	 NOVEL
4	 NOVEL	 NOVEL	 NOVEL	 NOVEL	 NOVEL
5	 NOVEL	 NOVEL	 NOVEL	 NOVEL	 NOVEL
6	 NOVEL	 NOVEL	 NOVEL	 NOVEL	 NOVEL
7	 NOVEL	 NOVEL	 NOVEL	 NOVEL	 NOVEL
8	 NOVEL	 NOVEL	 NOVEL	 NOVEL	 NOVEL
9	 NOVEL	 NOVEL	 NOVEL	 NOVEL	 NOVEL
10	 NOVEL	 NOVEL	 NOVEL	 NOVEL	 NOVEL
11	 NOVEL	 NOVEL	 NOVEL	 NOVEL	 NOVEL
12	 NOVEL	 NOVEL	 NOVEL	 NOVEL	 NOVEL
13	 NOVEL	 NOVEL	 NOVEL	 NOVEL	 NOVEL
14	 NOVEL	 NOVEL	 NOVEL	 NOVEL	 NOVEL

SUBSTRUCTURE SYNTHESSES: TYPE E**E1:**

See Example.

E2:

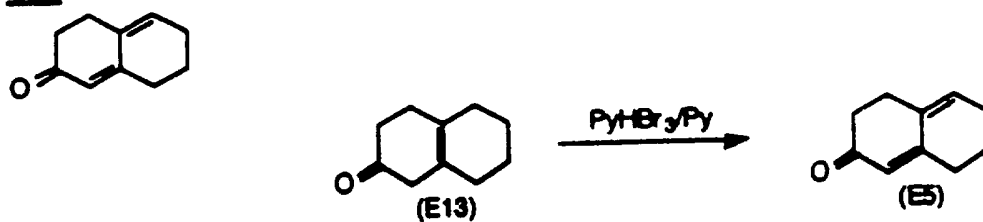
This is a commercially available substructure, for example ESTRONE.

E3:

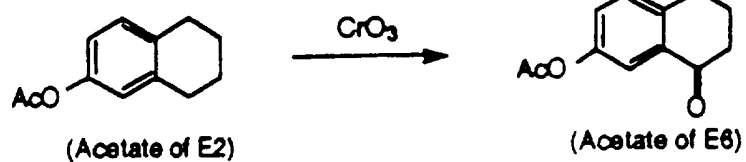
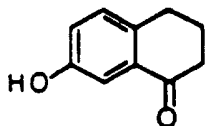
Pierre Crabbe, U.S. Patent 3,492,318, 1970.

E4:

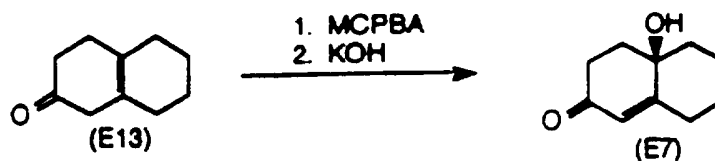
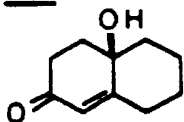
This is a commercially available substructure, for example 6-DEHYDROESTRONE.

E5:

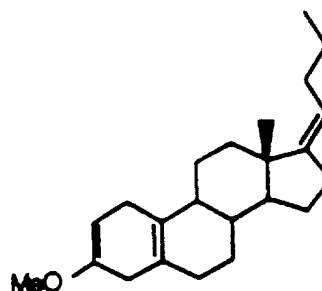
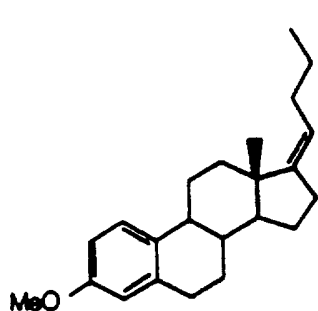
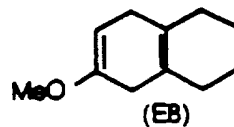
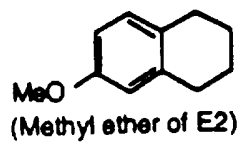
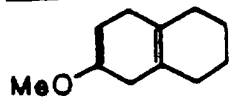
V. I. Melnikova and K. K. Pivnitskii, *Zhurnal Organicheskoi Khimii*, Vol. 10, No. 5, p. 1014, 1974.

E6:

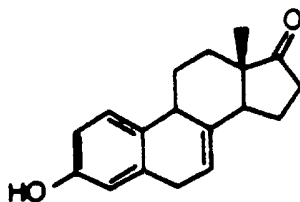
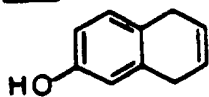
Hidetoshi Takagi, Ken-ichi Komatsu, and Hsuo Yoshizawa, *Steroids*, 1991, 56, 173.

E7:

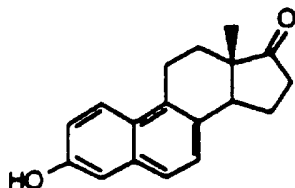
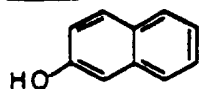
J. Perez Ruelas, J. Iriarte, F. Kinel, and Carl Djerassi, *J. Org. Chem.*, 1958, 23, 1744.

E8:


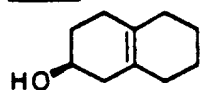
See Example.

E9:

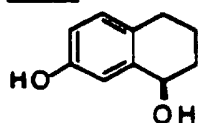
This is a commercially available substructure, for example EQUILIN.

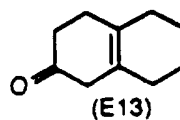
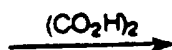
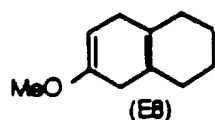
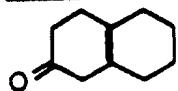
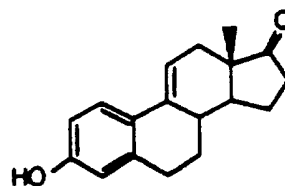
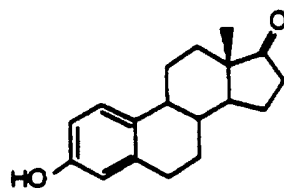
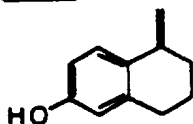
E10:

This is a commercially available substructure, for example EQUILENIN.

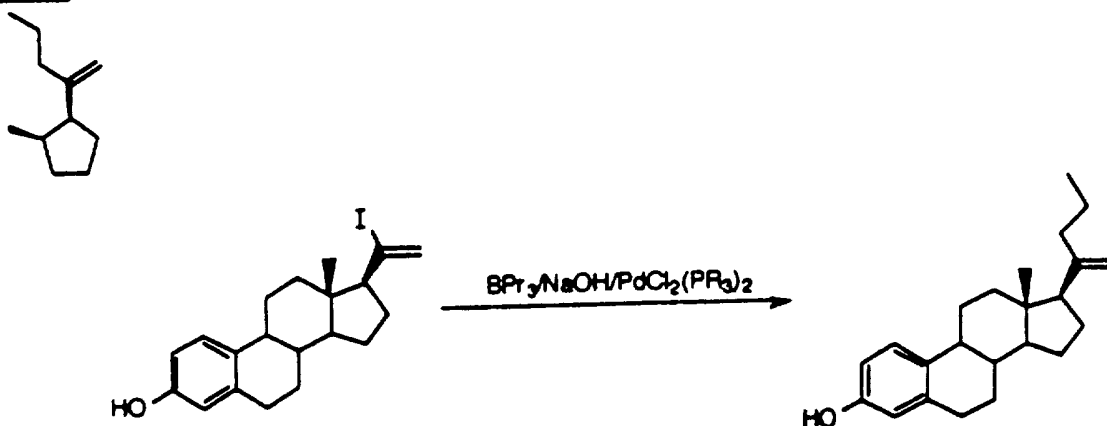
E11:

A. N. Cherkasov, A. M. Ponomarev, and K. K. Pivnitskii, *Zhurnal Organicheskoi Khimii*, Vol. 7, No. 5, p. 940, 1971.

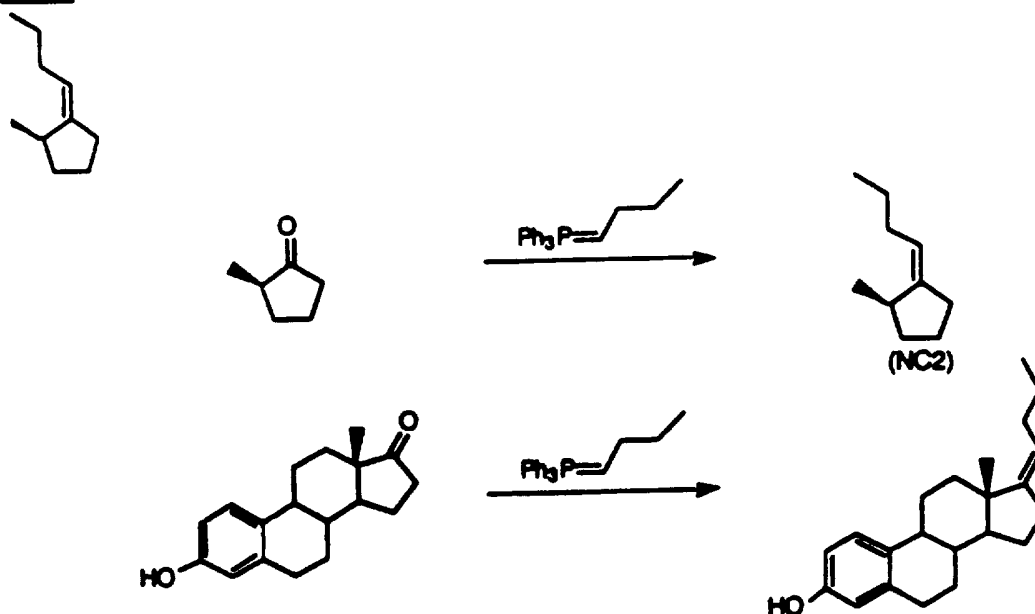
E12:

E13:**E14:**

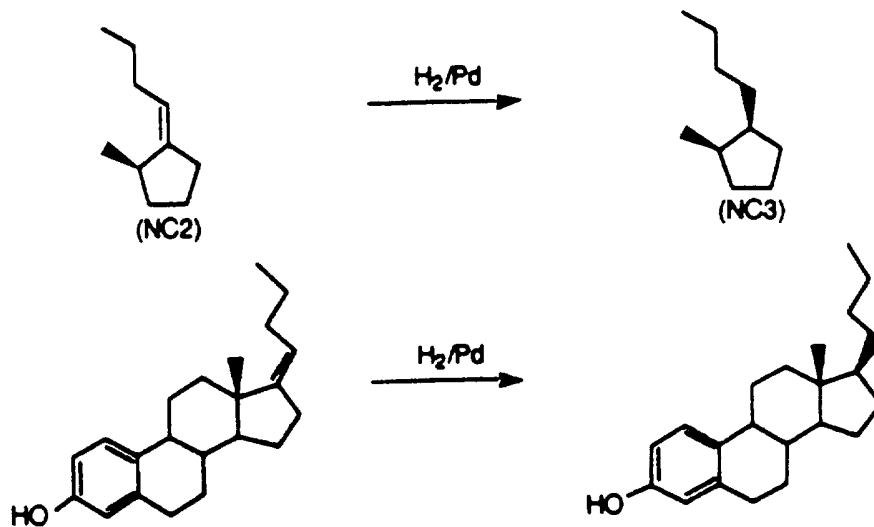
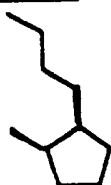
Elie Stephan, Regine Zen, Laurent Authier, and Gerard Jaouen, *Steroids*, 1995, **60**, 809.

SUBSTRUCTURE SYNTHESSES: TYPE NCNC1:

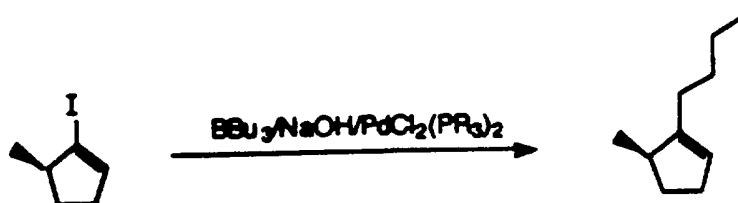
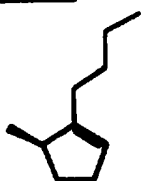
Gerard A. Potter, S. Elaine Barrie, Michael Jarman, and Martin G. Rowlands, *J. Med. Chem.*, 1995, 38, 2463.

NC2:

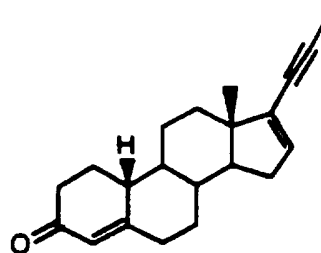
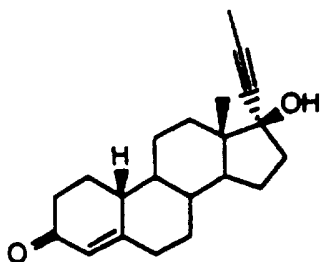
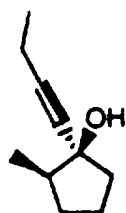
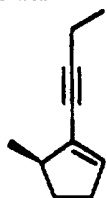
Richard H. Peters, David F. Crowe, Mitchell A. Avery, Wesley K. M. Chong, and Masata Tanabe, *J. Med. Chem.*, 1989, 32, 1642.

NC3:

Richard H. Peters, David F. Crowe, Mitchell A. Avery, Wesley K. M. Chong, and Masate Tanabe, *J. Med. Chem.*, 1989, 32, 1642.

NC4:

Gerard A. Potter, S. Elaine Barrie, Michael Jarman, and Martin G. Rowlands, *J. Med. Chem.*, 1995, 38, 2463.

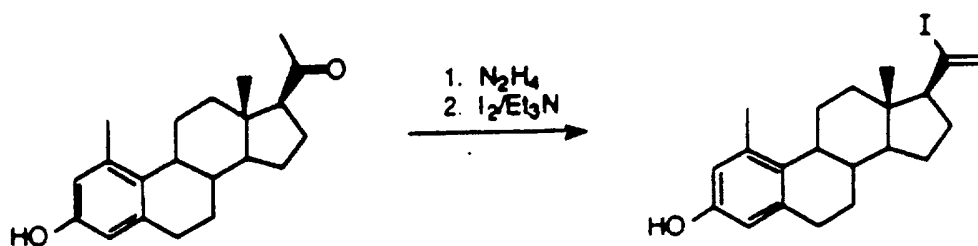
NCS:

Pierre Crabbe, U.S. Patent 3,492,318, 1970.

METHYLNORCHOLANES

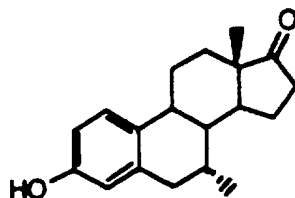
19-Norcholanes in this series may be prepared with a methyl group in the 1 or 7 α positions.

Precursor of 1-Methyl analogs may be prepared as follows:



Starting material prepared according to Carl Djerassi, G. Rosenkantz, J. Iriarte, J. Berlin, and J. Romo, *J. Amer. Chem. Soc.* 1951, 73, 1523.

7 α -Methyl analogs may be prepared from commercially available 7 α -methylestrone.



Alkoxy derivatives are prepared from their corresponding hydroxy steroids by reaction with an alkylating agent such as trimethyloxonium fluoroborate, triethyloxonium fluoroborate or methylfluorosulfonate in an inert chlorocarbon solvent such as methylene chloride. Alternatively, alkylating agents such as alkyl halides, alkyl tosylates, alkyl mesylates and dialkylsulfate may be used with a base such as NaH, KM or KOBut, silver oxide or barium oxide in polar, aprotic solvents as for example, DMF, DMSO and hexamethylphosphoramide.

General procedures for synthetic reactions of steroids are known to those skilled in art. Where time and temperature of reactions must be determined, these can be determined by a routine methodology. After addition of the required reagents, the mixture is stirred under an inert atmosphere and aliquots are removed at hourly intervals. The aliquots are analyzed by chromatography to monitor the disappearance of starting material, at which point the work-up procedure is initiated. If the starting material is not consumed within twenty-four hours, the mixture is heated to reflux and hourly aliquots are analyzed, as before, until the starting material disappears. In this case the mixture is allowed to cool before the work-up procedure is initiated.

Purification of the products is accomplished by means of chromatography and/or crystallization, as known to those skilled in the art.

Pharmaceutical Compositions and Methods of Use

An embodiment of the subject invention is a method of altering the hypothalamic function of an individual. Another embodiment is altering an autonomic function of an individual. These autonomic functions include but are not

limited to heart rate, respiratory rate, brain wave patterns (percentage alpha cortical activity), body temperature. Other embodiments include, but are not limited to, methods of diminishing negative affect, negative mood or negative character traits of an individual. Another embodiment is a method of treating female premenstrual stress. All of these 5 embodiments are accomplished by means of the non-systemic, nasal administration of certain cholane steroids, combinations of cholane steroids and combinations of one or 10 more cholane steroids and one or more androstane and/or estrene steroids.

This particular mode of administration is distinguished from alternative modes, such as ingestion or injection, in several important ways, these by virtue of the 15 direct contact with the VNO provided by the nasal administration of the steroid ligand. In the methods of this invention, the appropriate ligand is administered directly to the chemoreceptors in the nasal passage and the vomeronasal organ, without pills or needles - i.e., 20 non-invasively. Drug action is mediated through binding of the ligands, described herein, to specific receptors displayed by neuroepithelial cells in the nose, preferably in the VNO. This furthermore, the mode of drug action is through the nervous system and not through the circulatory 25 system - thus brain function can be affected without consideration of the blood-brain barrier. These methods of treatment provide a direct means of affecting the hypothalamus through the nervous system because there is only one synaptic junction between pheromone receptors and 30 the hypothalamus. Because sensory nerves are addressed to a specific location in the brain, this method has a highly specific drug effect, thereby greatly reducing the potential of undesirable side-effects.

VNO contact is important because the VNO is associated with chemoreceptive/pheromonal function. The VNO consists of a pair of blind tubular diverticula which are found at the inferior margin of the nasal septum. The VNO
5 contains neuro-epithelia, the axons of which have direct synapses to the amygdala and from there, to the hypothalamus. The existence of the VNO has been well documented in most terrestrial vertebrates including the human fetus; however, in adult humans it is generally
10 thought to be rudimentary (See Johnson, et al., supra).

Stimulation of the hypothalamus via the VNO may allow one to suppress release of LH and FSH. This can provide a clinical method for treatment of prostatic cancer, precocious puberty (in males and females), endometriosis,
15 uterine leiomyoma, breast cancer, premenstrual syndrome and dysfunctional uterine bleeding.

The ligand substances described herein, or their sulfated cypionated, benzoated, proprionated, or glucuronated derivatives, may be administered directly, but
20 are preferably administered as compositions. They are prepared in a liquid dosage form such as, for example, liquids, suspensions or the like, preferably in unit dosage forms suitable for single administration of precise dosages. Liquid dosages may be administered as nose drops or as an
25 aerosol. Alternatively, the active compound can be prepared as a creme or an ointment composition and applied topically within the nasal cavity. In addition, a vomeropherin may be administered as vapor contained in an air puff delivered in the nasal cavity. As another alternative, delivery may
30 occur by controlled release of these agents by encapsulation either in bulk or at a microscopic level using synthetic polymers, such as silicone, and natural polymers such as

gelatin and cellulose. The release rate can be controlled by proper choice of the polymeric system used to control the diffusion rate (Langer, R.S. and Peppas, N.A., Biomaterials 2,201, 1981). Natural polymers, such as gelatin and
5 cellulose slowly dissolve in a matter of minutes to hours while silicone remains intact for a period of months. The compositions will include a conventional pharmaceutical carrier or excipient, one or more of the active 19-nor-cholane compound(s), and the composition may or may not
10 additionally include one or more androstane or estrene steroids. In addition, the compositions may include other medicinal agents, pharmaceutical agents, carriers, adjuvants, etc.

The most likely means of communication of a
15 semiochemical ligand is the inhalation of a naturally occurring pheromone present on the skin of another. It is estimated that the naturally occurring maximum concentration of a cholane steroid on human skin is from 2 to 7 ng/cm². During intimate contact it is estimated that a human would
20 be exposed to no more than 700 ng of a naturally occurring steroid. Since these compounds are relatively nonvolatile, it is estimated that, even during intimate contact, a human subject would inhale no more than 0.7 pg of a naturally occurring steroid from the skin of another. From the a
25 count inhaled only about 1% would reach the receptors of the vomeronasal organ. Thus the estimated maximum natural exposure to naturally produced pheromones would be 0.007 pg.

The amount of vomeropherin administered will of course, be dependent on the subject being treated, the
30 severity of the affliction, the manner of administration, the frequency of administration, and the judgment of the prescribing physician. However, a single dosage of at least about 10 picograms, delivered directly into the lumen of the

vomer nasal organ, is effective in eliciting a transient autonomic response. When administered to the nasal cavity, the dosage is about 100 picograms to about 10 micrograms, preferably about 1 nanogram to about 10 micrograms, more preferably about 10 nanograms to 1 about microgram. The frequency of administration is desirably in the range of an hourly dose to a monthly dose, preferably from 8 times/day to once every other day, more preferably 1 to 3 times per day. Ointments containing one or more active compounds and optional pharmaceutical adjuvants in a carrier, such as, for example, water, saline, aqueous dextrose, glycerol, ethanol, and the like, can be prepared using a base such as, for example, petroleum jelly, lard, or lanolin.

Liquified pharmaceutically administrable compositions can, for example, be prepared by dissolving, dispersing, etc. an active compound as defined above and optional pharmaceutical adjuvants in a carrier, such as, for example, water, saline, aqueous dextrose, glycerol, ethanol, and the like, to thereby form a solution or suspension. If desired, the pharmaceutical composition to be administered may also contain minor amounts of nontoxic auxiliary substances such as wetting or emulsifying agents, pH buffering agents and the like, for example, sodium acetate, sorbitan monolaurate, triethanolamine sodium acetate, triethanolamine oleate, etc. Actual methods of preparing such dosage forms are known, or will be apparent, to those skilled in this art; for example, see Remington's Pharmaceutical Sciences, Mack Publishing Co., Easton, PA, 15th Ed., 1975. The composition or formulation to be administered will, in any event, contain a quantity of one or more of the active compound(s) in an amount effective to alleviate the symptoms of the subject being treated.

For aerosol administration, the active ingredient is

preferably supplied in finely divided form along with a surfactant and a propellant. Typical percentages of active ingredients are 0.001 to 2% by weight, preferably 0.004 to 0.10%.

5 Surfactants must, of course, be nontoxic, and preferably soluble in the propellant. Representative of such agents are the esters or partial esters of fatty acids containing from 6 to 22 carbon atoms, such as caproic, octanoic, lauric, palmitic, stearic, linoleic, oleostearic
10 and oleic acids with an aliphatic polyhydric alcohol or its cyclic anhydride such as, for example, ethylene glycol, glycerol, erythritol, arabitol, mannitol, sorbitol, and hexitol anhydrides derived from sorbitol (the sorbitan esters sold under the trademark "Spans") and the
15 polyoxyethylene and polyoxypropylene derivatives of these esters. Mixed esters, such as mixed or natural glycerides, may be employed. The preferred surface-active agents are the oleates or sorbitan, e.g., those sold under the trademarks "Arlacel C" (sorbitan sesquioleate), "Span 80"
20 (sorbitan monooleate) and "Span 85" (sorbitan trioleate). The surfactant may constitute 0.1-20% by weight of the composition, preferably 0.25-5%.

The balance of the composition is ordinarily propellant. Liquified propellants are typically gases at
25 ambient conditions, and are condensed under pressure. Among suitable liquefied propellants are the lower alkanes containing up to five carbons, such as butane and propane; fluorinated or fluorochlorinated alkanes, such as are sold under the trademark "Freon". Mixtures of the above may also
30 be employed.

In producing the aerosol, a container equipped with a suitable valve is filled with the appropriate propellant, containing the finely divided active ingredient and

surfactant. The ingredients are thus maintained at an elevated pressure until released by action of the valve.

Yet another means of administration is topical application of a volatile liquid composition to the skin, preferably facial skin, of an individual. The composition will usually contain an alcohol such as ethanol or isopropanol. A pleasant odorant may also be included in the composition.

Measuring Affect, Mood and Character Trait

10 Feeling states associated with affects, moods and character traits are generally measured by use of a questionnaire. For example questionnaires comprising a number of adjectives which refer to feeling states may be administered to an individual. The individual evaluates his or her feeling state described by the adjective and rates the intensity of the feeling on a numerical scale. Clustering of related adjectives and statistical analysis of a subject's evaluation of each adjective provides a basis for the measurement of various feeling states.

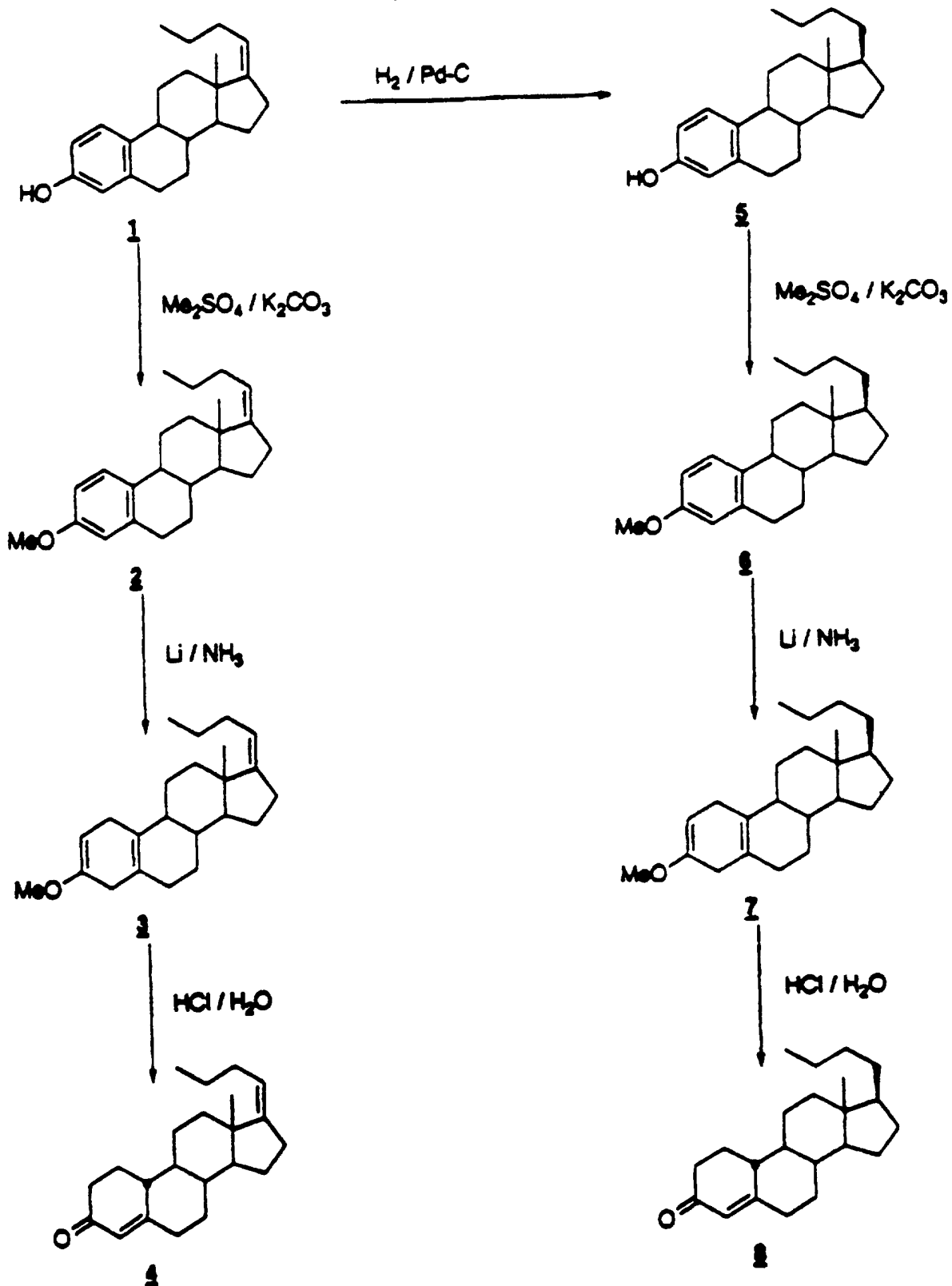
20 Alternatively, feeling states may be measured by autonomic changes, such as those used in polygraphic evaluations (galvanic skin response, pulse rate and the like). Cabanac, M. Annual Review of Physiology (1975) 37:415; Hardy, J.D., "Body Temperature Regulation", Chapter 25 59, pp. 1417. In: Medical Physiology. Vol. II Ed.: VB Mountcastle (1980); Wolfram Bouscein. Electrodermal Activity (Plenum Press 1992). In addition, non-verbal cues such as facial expression and body posture may be evaluated.

Examples

30 The following examples are intended to illustrate but not to limit the invention.

Abbreviations used in the examples are as follows:
aq.= aqueous; RT.=room temperature; PE=petroleum ether (b.p.
50-70°); DMF=N,N-dimethylformamide; DMSO=dimethyl sulfoxide;
THF=tetrahydrofuran.

1. Synthesis of bisnorcholesterol



EXAMPLE 119,21-Bisnorchola-1,3,5(10),17Z-tetraen-3-yl methyl ether, 2:

To a solution of 19,21-bisnorchola-1,3,5(10),17Z-tetraen-3 β -ol (1, 1.0000 g, 3.2208 mmol) in 50 mL of acetone was added potassium carbonate (0.67 g, 4.8 mmol), and the resulting suspension was heated to reflux with exclusion of moisture. Dimethyl sulfate (0.76 mL, 8.0 mmol) was added and reaction was continued 22 h. The mixture was then poured into 50 mL of 5% (w/w) sodium hydroxide and extracted 3 times with 50 mL portions of ether. The combined organic extracts were washed 3 times with 50 mL portions of brine, dried over magnesium sulfate, and filtered through diatomaceous earth. The residue was washed with 25 mL of ether and the combined filtrates were concentrated under reduced pressure. Crystallization of the residual tan solid from 95% ethanol with intermediate treatment with charcoal yielded lustrous white platelets (753.1 mg, 2.321 mmol, 72%), m.p. 80.5-82°C, homogeneous to TLC (10% ethyl acetate/hexanes on silica gel; product R_f 0.69; estra-1,3,5(10),16-tetraen-3-yl methyl ether R_f 0.66).

EXAMPLE 219,21-Bisnorchola-2,5(10),17Z-trien-3-yl methyl ether, 3:

A solution of 19,21-bisnorchola-1,3,5(10),17Z-tetraen-3-yl methyl ether (2, 450.0 mg, 1.387 mmol) in 13 mL of anh. THF + 4.60 g (62.1 mmol) of t-butanol was added to ca. 50 mL of anh. ammonia, followed by 0.20 g (29 mg-atom) of lithium wire cut in small pieces. Reaction was continued for 7 h, after which 1.6 mL of methanol were added and ammonia was allowed to boil off overnight. 40 mL of water were added and the mixture was extracted 3 times with 40 mL portions of ether. The

combined organic extracts were washed 3 times with 40 mL portions of brine, dried over magnesium sulfate, and filtered through Celite 503. The residue was washed with 10 mL of ether and the combined filtrates were concentrated under reduced pressure. Flash filtration of the resulting white platelets (hexanes - 1% ethyl acetate/hexanes - 2% ethyl acetate/hexanes) followed by recrystallization from 95% ethanol gave lustrous, fine, white platelets (329.7 mg, 1.010 mmol, 73%), m.p. 76-77°C. TLC (1% ethyl acetate/hexanes) showed this to be a mixture of the desired Birch product (R_f 0.15) and starting material (R_f 0.09).

EXAMPLE 3

19,21-Bisnorchola-4,17Z-dien-3 one, 4: To a solution of crude 19,21-bisnorchola-2,5(10),17Z-trien-3-yl methyl ether (3, 130 mg, 0.3981 mmol) in 35 mL of acetone were added 1.3 mL of methanol and 1.3 mL of con. (12.1 M) HCl. After stirring 1 h, 1.33 g of sodium bicarbonate + 10 mL of water were added and the mixture was extracted 3 times with 5 mL portions of methylene chloride. The combined organic extracts were washed with 5 mL of brine, dried over sodium sulfate, and filtered through Celite 503. The residue was washed with 5 mL of methylene chloride and the combined filtrates were concentrated under reduced pressure. Preparative TLC (10% ethyl acetate/hexanes on alumina GF, 1000 μ) of the resulting yellow syrup produced a slightly yellow resin (293 mg, 93.7 μ mol, 24%) homogeneous to TLC (10% ethyl acetate/hexanes on silica gel; product R_f 0.1; estra-4,16-dien-3-one R_f 0.1).

EXAMPLE 4

19,21-Bisnorchola-1,3,5(10)-trien-3-yl methyl ether, 6: To a solution of 19,21-bisnorchola-1,3,5(10)-trien-3-ol

(5, 460.0 mg, 1.472 mmol) in 25 mL of acetone was added potassium carbonate (0.31 g, 2.2 mmol), and the suspension was heated to reflux with exclusion of moisture. Dimethyl sulfate (0.34 mL, 3.6 mmol) was added and reaction was
5 continued for 20 h. The mixture was then poured into 25 mL of 5% (w/w) sodium hydroxide and extracted 3 times with 25 mL portions of ether. The combined organic extracts were washed 3 times with 25 mL portions of brine, dried over magnesium sulfate, and filtered through diatomaceous earth.
10 The residue was washed with 10 mL of ether and the combined filtrates were concentrated under reduced pressure. Flash chromatography (10% ethyl acetate/hexanes on silica gel) gave a colorless syrup (0.43 g, 1.3 mmol, 89%).

EXAMPLE 5

15 **19,21-Bisnorchola-2,5(10)-dien-3-yl methyl ether, 7:**
A solution of 19,21-bisnorchola-1,3,5(10)-trien-3-yl methyl ether (6, 0.36 g, 1.1 mmol) in 10 mL of anh. THF + 3.68 g (49.6 mmol) of t-butanol was added to ca. 35 mL of anh.
ammonia, followed by 0.16 g (23 mg atom) of lithium wire cut
20 in small pieces. Reaction proceeded for 8 h and was then quenched with 1.3 mL of methanol. After allowing ammonia to boil off overnight, 30 mL of water were added and the mixture was extracted 3 times with 30 mL portions of ether. The combined organic extracts were washed 3 times with 30 mL
25 portions of brine, dried over magnesium sulfate, and filtered through Celite 503. The residue was washed with 25 mL of ether and the combined filtrates were concentrated under reduced pressure to give a colorless syrup (0.33 g, 1.0 mmol, 91%) homogeneous to TLC (5% ethyl acetate/hexanes
30 on silica gel; R_f 0.69; starting material R_f 0.56 0.49).

EXAMPLE 6

19,21-Bisnorchol-4-en-3-one, 8: To a solution of 19,21-bisnorchola-2,5(10)-dien-3-yl methyl ether (7, 0.27 g, 0.82 mmol) in 7.2 mL of acetone were added 2.3 mL of methanol and 2.3 mL of con. (12.1 M) HCl. After stirring 1 h, 2.75 g of sodium bicarbonate and 20 mL of water were added and the mixture was extracted 3 times with 10 mL portions of methylene chloride. The combined organic extracts were washed with 10 mL of brine, dried over sodium sulfate, and filtered through Celite 503. The residue was washed with 10 mL of methylene chloride and the combined filtrates were concentrated under reduced pressure. Preparative TLC (20% ethyl acetate/hexanes on alumina GF, 1000 μ) gave a light yellow syrup (125.6 mg, 0.3994 mmol, 49%) homogeneous to TLC (20% ethyl acetate/hexanes on silica gel; product R_f 0.39; estra-4,16-dien-3-one R_f 0-34).

Example 7

Electrophysiological Studies: The following electrophysiological studies were performed in clinically normal human volunteers of both sexes whose ages ranged from 19 to 29 years. No anesthetics were used, and female subjects were excluded if pregnant.

The stimulation and recording system consists of a "multifunctional miniprobe" described elsewhere (Monti-Bloch, L. and Grosser, B.l. (1991) "Effect of putative pheromones on the electrical activity of the human vomeronasal organ and olfactory epithelium," J. Steroid Biochem. Molec. Biol. 39:573582). The recording electrode is a 0.3 mm silver ball attached to a small (0.1 mm) silver wire insulated with Teflon[®] the surface of the electrode is first treated to produce a silver chloride interface, and is then covered with gelatin It is positioned within a small

caliber Teflon[®] catheter (dia = 5 mm) such that the tip of the electrode protrudes approximately 2 mm. The Teflon[®] catheter is 10 cm in length and constitutes the terminal extension for a multichannel delivery system which delivers
5 a continuous air stream carrying discreet pulses of chemosensory stimuli. The air stream first passes into a small chamber and is bubbled through a solution containing either a vomeropherin or an olfactant in a diluent or the diluent alone. A solenoid is used to rapidly redirect the
10 air stream from the chamber to a route which bypasses the chamber. This creates a discreet pulse of stimulant in the air stream. A second, outer Teflon[®] tube with a diameter of 2 mm surrounds the catheter-electrode assemblage, and its central end is connected to an aspirator that provides
15 continuous suction of 3ml/s. This concentric arrangement of the outer suction tube allows the emitted chemosensory stimuli to be localized to an area we call a "minifield" (approx. dia = 1 mm), and it avoids diffusion of substances
20 into the respiratory system. The entire stimulating and recording assemblage may be positioned either on the neurosensory epithelium within the VNo, or on the surface of the olfactory or respiratory epithelium.

Electro-vomeronasogram (EVG): Recordings are
25 carried out in a quiet room with the subject supine; the multi-functional miniprobe is initially stabilized within the nasal cavity using a nasal retractor placed in the vestibule. Reference and ground electrodes consist of silver discs (8 mm), both of which are positioned on the
30 glabella.

The entrance to the VNO, or vomeronasal pit, is identified by first dilating the nasal aperture and vestibule. A 6x magnifying binocular loupe with halogen

illumination is then used to introduce the tip of the Teflon[®] catheter and recording electrode assemblage into the VNo opening where it is stabilized at an approximate depth of 1 mm within the vomeronasal passage. Optimal placement of the recording electrode is signaled after testing for an adequate depolarization in response to a test substance.

Electrical signals from the recording electrode are fed to a DC amplifier after which they are digitized, computer monitored, and stored. The peak-to-peak amplitude of the signals is measured, and the area under the depolarization wave is integrated, while continuously monitoring the signal both on the computer screen and on a digital oscilloscope. Artifacts produced by respiratory movements are deleted by training the subjects to practice mouth breathing with velopharyngeal closure. Samples of vomeropherins in concentration of 25-800 fmoles are delivered in the continuous air stream for durations from 300 milliseconds to 1 second. Usually, intervals of 3 to 5 minutes separated each series of short test pulses. All components of the lines carrying the test stimuli are made of Teflon[®], glass or stainless steel and are carefully cleaned and sterilized before each use. Activity was recorded using standard electroencephalographic (EEG) electrodes placed at positions Cz-A1 and Tz-A1 of the international 10120 system; the ground electrode was placed on the mastoid process. Skin temperature (ST) was recorded by a small (1.0 mm) thermistor probe placed in the right ear lobe. Respiratory frequency (RF) was measured with an adjustable strain gauge placed around the lower thorax. All electrical signals were DC amplified, digitized (MP-100, Biopac systems) and continuously monitored utilizing a computer.

Statistical Analysis: EVGs, peak-to-peak changes and frequency changes of other parameters were measured and statistically analyzed. The significance of the results was determined by either using paired t-tests or analysis of variance (ANOVA). Results on the EVG amplitude tested in the VNO of men (FIG. 1) and women (FIG. 2) are shown for steroids E2/NC2, E1/NC2, E2/NC3, E1/NC3, methylated E2/NC2, methylated E2/NC3, and E8/NC3.

Reflex Effects of Vomeropherins: Studies were conducted to determine the central nervous system (CNS) reflex responses to vomeropherin stimulation of the VNO. The sexually dimorphic local responses induced by vomeropherins were sometimes mirrored in the autonomic response of male & female subjects.

Cortical activity was recorded from Cz and Tz in male and female subjects during application to the VNO of air pulses (300 ms to 1 sec) containing 200 fmoles of vomeropherin. There is also preliminary evidence that the EVG is not associated with trigeminal nociceptor endings since application of a local anesthetic (2% lidocaine) to the respiratory epithelium of the nasal septum neither blocks nor diminishes the EVG (Monti-Bloch, L. and Grosser, B.l. (1991) "Effect of putative pheromones on the electrical activity of the human vomeronasal organ and olfactory epithelium," J. Steroid Biochem. Molec. Biol. 39:573-582.), also, subjects failed to report sensations of pain as a consequence of any of the stimulation procedures.

Example 8

Fourteen different substances were tested against a control. All substances were diluted in propylene glycol, in 2 ml glass bottles coded with numbers. The solvent (propylene glycol) was used as control.

The airborne substances were delivered to the vomeronasal organ (VNO) in 2 second pulses, using a miniprobe. Several parameters were recorded
 Electrovomeroqram (EVG), respiratory frequency (RF), cardiac
 5 frequency (ECG), electrodermal activity (EDA), body
 temperature (BT), electromyogram (EMG), and
 electroencephalogram from vertex (EEG-V) and temporal region
 (EEG-T).

A summary of the results is shown in Table I. Each
 10 number indicates the compound found to have an effect in
 females or in males, on the parameter indicated in the upper
 row of the table. (For the equivalence of each number to
 the corresponding compound in males, and in females, see the
 compound numbers).

15

TABLE I

EVG		RF		CF		BT		EMG		EEG-V		EEG-T	
F	M	F	M	F	M	F	M	F	M	F	M	F	M
6	1	5	2	8	11	.	4	8	4	3	8	2	10
5	2	4	.	9	12	.	1	.	.	11	10	6	11
3	3	.	.	10	.	.	2	.	.	.	11	10	7
7	7	.	.	11	.	.	3	11	.
2	7

The compounds studied show gender dimorphic effects,
 with the exception of bisnorcholahaenol. Stereoisomers
 bisnorcholadien- α -ol and bisnorcholadien- β -ol (compounds 10
 and 2) have specific effects in males and females that are
 20 also gender specific.

In males, the effective substances produce an effect
 in the VNO followed by moderate decrease in respiration,
 cardiac frequency, muscle tone; and slightly increase body

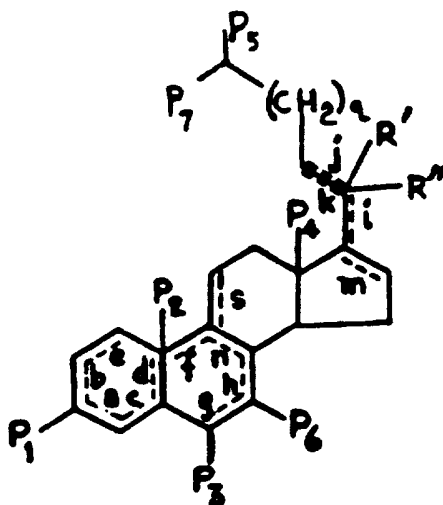
temperature and beta brain waves. In females, there is increased respiration and beta brain waves, and decreased cardiac frequency.

COMPOUND NUMBERS

- 5 1. 19,21-BISNORCHOLA-1,3,5(10),9(11),17(20)-PENTAEN-3-OL
2. 19,21-BISNORCHOLA-5(10),16-DIEN-3beta-OL
3. 19,21-BISNORCHOLA-1,3,5(10),6,17(20)-PENTAEN-3-OL
4. 10beta-HYDROXY-19,21-BISNORCHOLA-4,16-DIEN-3-ONE
5. 19,21-BISNORCHOLA-4,17(20)-DIEN-3beta-OL
- 10 6. PROPYLENE GLYCOL
7. 19,21-BISNORCHOLA-1,3,5,7,9,17(20)-HEXAEN-3-OL
8. 19-NORCHOLA-1,3,5(10),20-TETRAEN-3-OL
9. 19,21-BISNORCHOLA-1,3,5(10),7,17(20)-PENTAEN-3-OL
10. 19,21-BISNORCHOLA-5(10),16-DIEN-3alpha-OL
- 15 11. 3-METHOXY-19,21-BISNORCHOLA-1,3,5(10),16-TETRAENE
12. 19,21-BISNORCHOLA-5(10),16-DIEN-3-ONE

What is claimed is:

1. A pharmaceutical composition suitable for nasal administration in an individual, said composition comprising an 19-nor-cholane steroid and a pharmaceutically acceptable carrier, wherein said steroid has the formula:



wherein P₁ is oxo, α - or β -hydroxy, α - or β -acetoxy, α - or β -propionyloxy, α - or β -lower alkoxy, α - or β -lower acyloxy or α - or β -benzyloxy;

"a", "b", "c", "d", "e", "f", "g", "h", "i", "j",
 10 "m", "s" and "n" are alternative sites for optional double bonds, and "k" may be absent or present with "j" to form a triple bond;

P₂ is hydroxy, hydrogen, lower alkoxy of 1 to 6 carbon atoms, or P₂ is absent;

15 P₃ is oxo, hydrogen, hydroxy, lower alkoxy of 1-6 carbon atoms or halo;

each P₄ and P₇ is independently is methyl or ethyl;

P₅ is hydrogen, methyl or halo;

P_6 is hydrogen or methyl;
R' and R" are independently, hydrogen or halo, are
absent, or together form = CH₂;
and q is an integer from 0 to 2.

5 2. A composition according to Claim 1 wherein "a",
"e" and "d" are double bonds.

 3. A composition according to Claim 2 wherein "h"
is a double bond.

10 4. A composition according to Claim 2 wherein "g"
is a double bond.

 5. A composition according to Claim 4 wherein "n"
is a double bond.

 6. A composition according to Claim 1 wherein "d"
is a double bond.

15 7. A composition according to Claim 6 wherein "b"
is a double bond.

 8. A composition according to Claim 1 wherein "c"
is a double bond.

20 9. A composition according to Claim 2 wherein "s"
is a double bond.

 10. The pharmaceutical composition of any of Claims
1 through 9 wherein said steroid is dissolved in said
carrier.

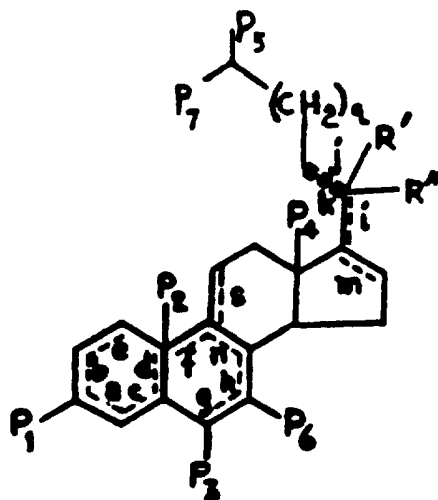
11. The pharmaceutical composition of any of Claims 1 through 9 wherein said composition is in a liquid form.

12. The pharmaceutical composition of any of Claims 1 through 9 wherein said composition further contains a
5 pharmaceutically acceptable ointment base.

13. The pharmaceutical composition of any of Claims 1 through 9 which contains no more than one of said steroids.

14. The pharmaceutical composition of any of Claims
10 1 through 9 which contains more than one of said steroids.

15. A method of altering a hypothalamic function of an individual, said method comprising:
providing a 19-nor-cholane of the formula



wherein P_1 is oxo, α - or β -hydroxy, α - or β -acetoxy,
15 α - or β -propionyloxy, α - or β -lower alkoxy, α - or β -lower

acyloxy or α - or β -benzyloxy;

"a", "b", "c", "d", "e", "f", "g", "h", "i",
"j", "m", "s" and "n" are alternative sites for optional
double bonds, and "k" may be absent or present with "j" to
5 form a triple bond;

P_2 is hydroxy, hydrogen, lower alkoxy of 1 to 6
carbon atoms, or P_2 is absent;

P_3 is oxo, hydrogen, hydroxy, lower alkoxy of
1-6 carbon atoms or halo;

10 P_4 is methyl or ethyl;

each P_5 and P_7 is independently is hydrogen,
methyl or halo;

P_6 is hydrogen or methyl;

15 R' and R'' are independently, hydrogen halo, or
are absent, or together form = CH_2 ;

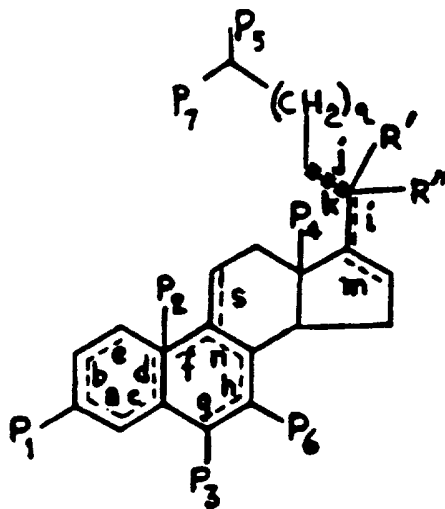
and q is an integer from 0 to 2;

on the surface of nasal neuroepithelial cell of
said individual wherein said cell is a part of tissue other
than olfactory epithelia; and

20 administering said 19-nor cholane derivative
within a nasal passage of said individual such that said
19-nor-cholane derivative binds specifically to said
receptor and results in an alteration of hypothalamic
function of said individual.

25 16. A method of altering an autonomic function of
an individual, said method comprising:

providing a 19-nor-cholane of the formula



wherein P₁ is oxo, α- or β-hydroxy, α- or β-acetoxy, α- or β-propionoxy, α- or β-lower alkoxy, α- or β-lower acyloxy or α- or β-benzyloxy;

"a", "b", "c", "d", "e", "f", "g", "h", "i",
 5 "j", "m", "s" and "n" are alternative sites for optional double bonds, and "k" may be absent or present with "j" to form a triple bond;

P₂ is hydroxy, hydrogen, lower alkoxy of 1 to 6 carbon atoms, or P₂ is absent;

10 P₃ is oxo, hydrogen, hydroxy, lower alkoxy of 1-6 carbon atoms or halo;

P₄ is methyl or ethyl;

each P₅ and P₇ is independently is hydrogen, methyl or halo;

15 P₆ is hydrogen or methyl;

R' and R'' are independently, hydrogen halo, or are absent, or together form = CH₂;

and q is an integer from 0 to 2;

20 on the surface of nasal neuroepithelial cell of said individual wherein said cell is a part of tissue other than olfactory epithelia; and

administering said 19-nor-cholane derivative within a nasal passage of said individual such that said 19-nor-cholane derivative binds specifically to said receptor and results in an alteration of hypothalamic
5 function of said individual.

17. The method of Claim 16 wherein said neuroepithelial cell is located within a vomeronasal organ of said individual.

18. A method according to Claim 17 wherein "a", "e"
10 and "d" are double bonds.

19. A method according to Claim 18 wherein "h" is a double bond.

20. A method according to Claim 18 wherein "g" is a double bond.

21. A method according to Claim 20 wherein "n" is a
15 double bond.

22. A method according to Claim 17 wherein "d" is a double bond.

23. A method according to Claim 22 wherein "b" is a
20 double bond.

24. A method according to Claim 12 wherein "c" is a double bond.

25. A method according to Claim 18 wherein "s" is a double bond.

26. The method of any of Claims 15 through 25 wherein the amount of said 19-nor-cholane derivative that is administered is at least about 100 picograms, but no more than about 100 micrograms.

5 27. The method of Claim 15 wherein the amount of said 19-nor-cholane derivative that is administered is at least about 1 nanograms, but no more than about 10 micrograms.

10 28. The method of Claim 27 wherein the amount of said 19-nor-cholane derivative that is administered is at least about 10 nanograms, but no more than about 1 microgram.

15 29. The method of any of Claims 15 through 25 further comprising preparing a pharmaceutical composition of said cholane derivative dissolved in a pharmaceutically acceptable carrier.

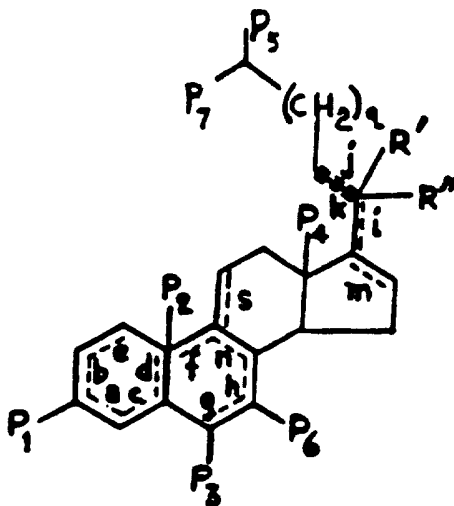
30. The method of Claim 29 wherein said pharmaceutical composition is an ointment.

20 31. The method of Claim 29 wherein said pharmaceutical composition is liquid.

32. The method of Claim 29 wherein the administration is by aerosol.

33. The method of Claims 15 through 25 wherein more than one cholane steroid is administered.

34. A 19-nor-cholane of the formula



wherein P₁ is oxo, α- or β-hydroxy, α- or β-acetoxy, α- or β-propionoxy, α- or β-lower alkoxy, α- or β-lower acyloxy or α- or β-benzyloxy;

5 "a", "b", "c", "d", "e", "f", "g", "h", "i", "j", "m", "s" and "n" are alternative sites for optional double bonds, and "k" may be absent or present with "j" to form a triple bond;

10 P₂ is hydroxy, hydrogen, lower alkoxy of 1 to 6 carbon atoms, or P₂ is absent;

P₃ is oxo, hydrogen, hydroxy, lower alkoxy of 1-6 carbon atoms or halo;

P₄ is methyl or ethyl;

15 each P₅ and P₇ is independently is hydrogen, methyl or halo;

P₆ is hydrogen or methyl;

R' and R'' are independently, hydrogen halo, or are absent, or together form = CH₂;

and q is an integer from 0 to 2;

with the provisos that when P_3 , P_6 , P_5 , P_7 , and R' are hydrogen, P_4 is methyl; e , a , d and i are present; b , c , f , g , h , j , k , m , n and s are absent; $q=0$, then P_1 is not hydroxy; and when P_3 , P_6 , P_5 , P_7 , R' and R'' are hydrogen; P_4 is methyl; e , a , and d are present; b , c , f , g , h , j , k , m , n and s are absent; $q=0$, then P_1 is not hydroxy.

35. A compound according to Claim 34, 19-21-bisnorchola-2,5(10),17Z-trienyl methyl ether.

10 36. A compound according to Claim 34, 19-21-bisnorchola-4,17Z-dien-3-one.

37. A compound according to Claim 34, 19-21-bisnorchola-2,5(10)-dien-yl methyl ether.

15 38. A compound according to Claim 34, 19-21-norchol-4-en-3-one.

39. A composition according to Claim 1, wherein $q=1$.

40. A method according to Claim 15 or 16, wherein $q=1$.

20 41. A compound according to Claim 34, wherein $q=1$.

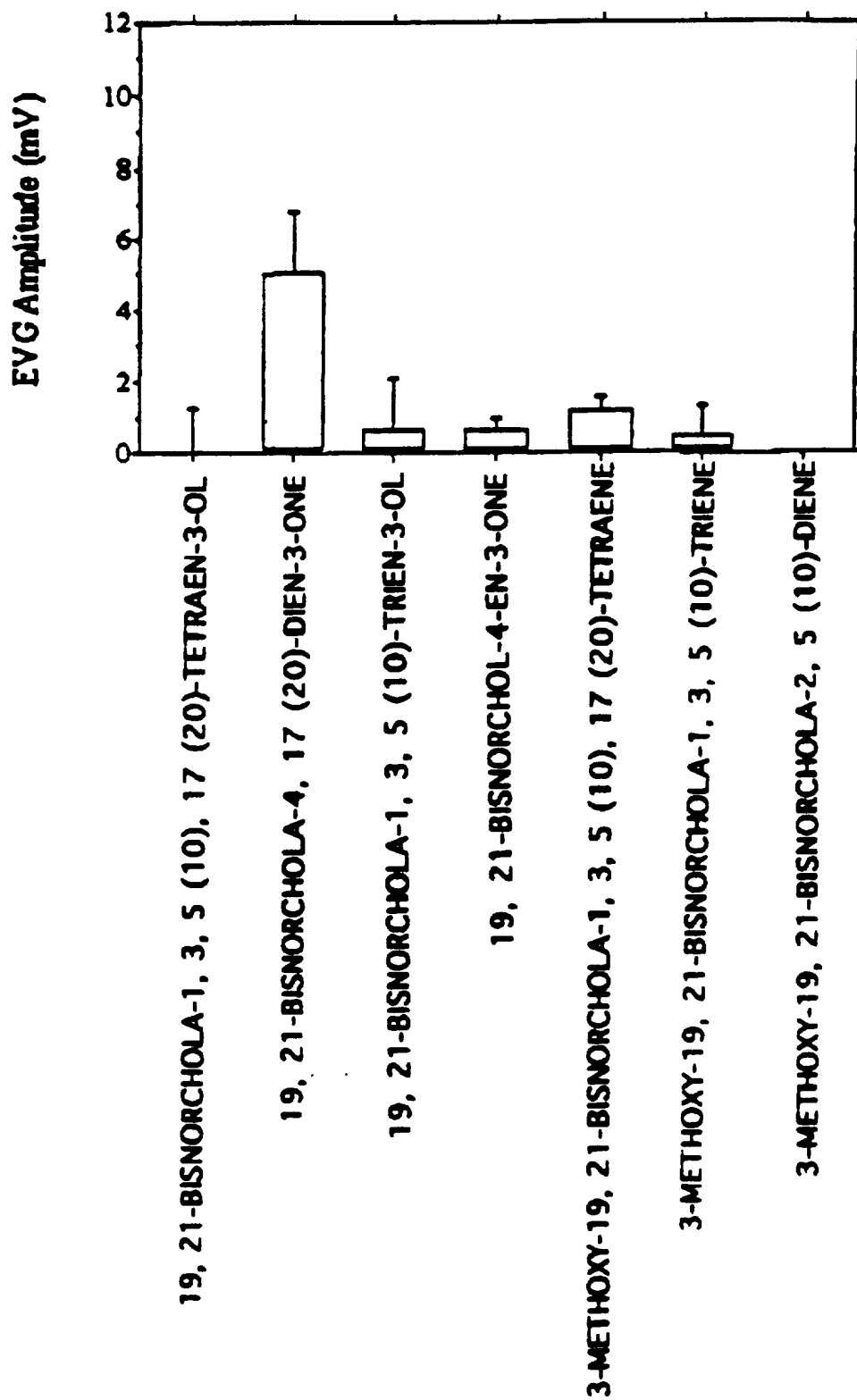


FIG. 1

2/2

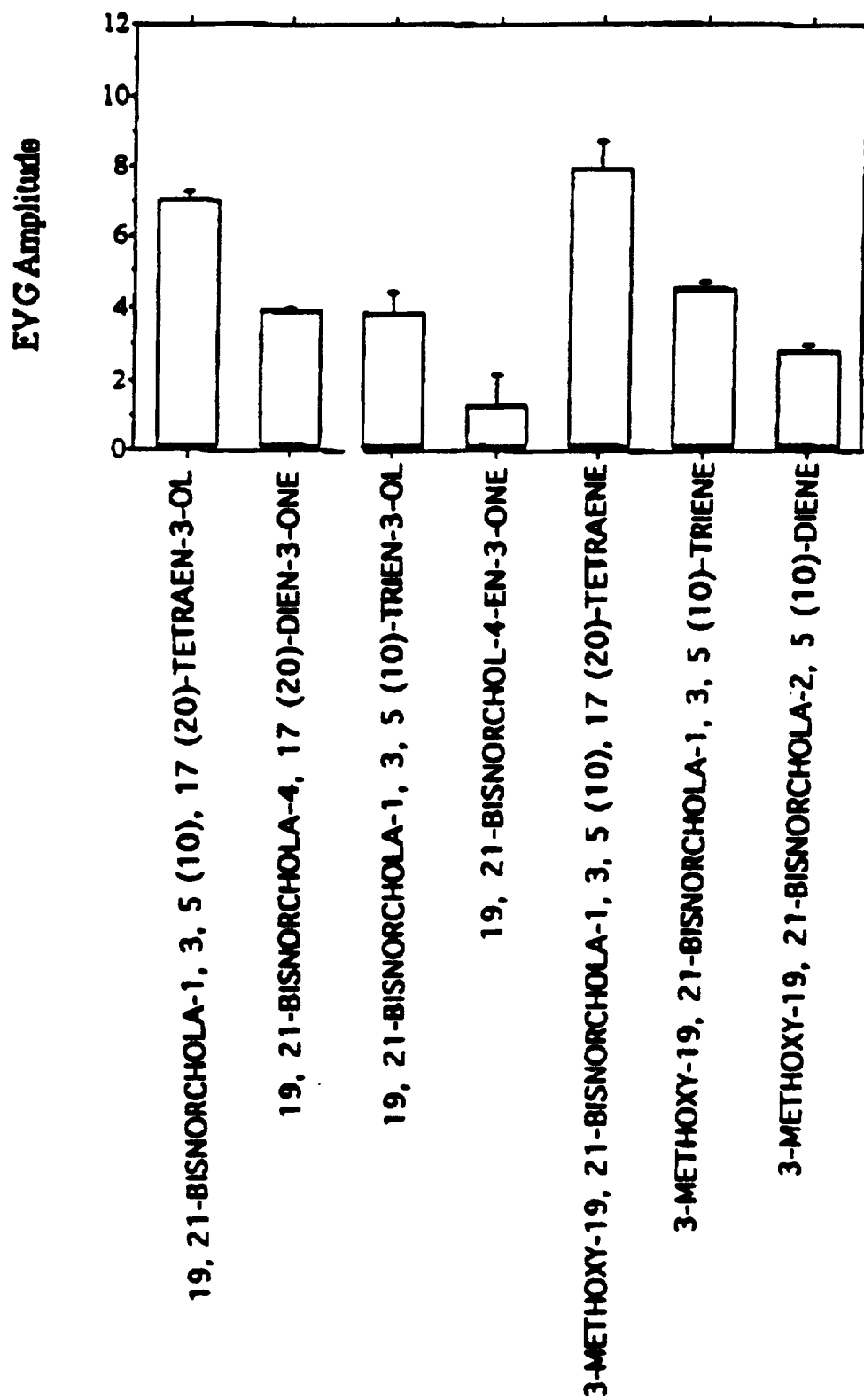


FIG. 2

INTERNATIONAL SEARCH REPORT

International application No.
PCT/US97/09992

A. CLASSIFICATION OF SUBJECT MATTER IPC(6) : C07J 5/00, 7/00, 9/00; A01N 45/00; A61K 31/56, 31/57 US CL : 552/502; 514/169; 424/450 According to International Patent Classification (IPC) or to both national classification and IPC		
B. FIELDS SEARCHED Minimum documentation searched (classification system followed by classification symbols) U.S. : 552/502; 514/169; 424/450 Documentation searched other than minimum documentation to the extent that such documents are included in the fields searched Electronic data base consulted during the international search (name of data base and, where practicable, search terms used) APS, dialog, medlin, ca, caplus, registry search terms: claimed chemical structures, 19norcholanes, nasal, hypothalamic function, vomeronasal, neuroepithelial		
C. DOCUMENTS CONSIDERED TO BE RELEVANT		
Category*	Citation of document, with indication, where appropriate, of the relevant passages	Relevant to claim No.
Y	WO 94/28903 A1 (PHERIN CORPORATION) 22 December 1994, entire document	1-41
Y	US 5,002,753 (ZEICHER, M. et al.) 26 March 1991, entire document	1-41
X	WO 96/04296 A1 (PHERIN CORPORATION) 15 February 1996, see entire document especially page 63 and claims.	1-41
X,P --- Y,P	WO 96/40727 A1 (PHERIN CORPORATION) 19 December 1996, entire document.	1-34 --- 35-41
<input type="checkbox"/> Further documents are listed in the continuation of Box C. <input type="checkbox"/> See patent family annex.		
* Special categories of cited documents: *A* document defining the general state of the art which is not considered to be of particular relevance *E* earlier document published on or after the international filing date *L* document which may throw doubts on priority claim(s) or which is cited to establish the publication date of another citation or other special reason (as specified) *O* document referring to an oral disclosure, use, exhibition or other means *P* document published prior to the international filing date but later than the priority date claimed		*T* later document published after the international filing date or priority date and not in conflict with the application but cited to understand the principle or theory underlying the invention *X* document of particular relevance; the claimed invention cannot be considered novel or cannot be considered to involve an inventive step when the document is taken alone *Y* document of particular relevance; the claimed invention cannot be considered to involve an inventive step when the document is combined with one or more other such documents, such combination being obvious to a person skilled in the art *&* document member of the same patent family
Date of the actual completion of the international search 29 JULY 1997		Date of mailing of the international search report 05 SEP 1997
Name and mailing address of the ISA/US Commissioner of Patents and Trademarks Box PCT Washington, D.C. 20231 Facsimile No. (703) 305-3230		Authorized officer NEAL A. MUSTO, PH.D Telephone No. (703) 308-0196 