



(86) Date de dépôt PCT/PCT Filing Date: 2008/11/21
 (87) Date publication PCT/PCT Publication Date: 2009/05/28
 (85) Entrée phase nationale/National Entry: 2010/08/04
 (86) N° demande PCT/PCT Application No.: US 2008/013030
 (87) N° publication PCT/PCT Publication No.: 2009/067261
 (30) Priorités/Priorities: 2007/11/25 (US60/989,967);
 2007/11/25 (US60/989,957); 2007/11/25 (US60/989,966);
 2007/11/25 (US60/989,971); 2007/11/25 (US60/989,954);
 2007/11/25 (US60/989,952); 2007/11/25 (US60/989,955);
 2007/11/25 (US60/989,951); 2007/11/25 (US60/989,962);
 2007/11/25 (US60/989,961); 2007/11/25 (US60/989,959);
 2007/11/25 (US60/989,975); 2007/11/25 (US60/989,953);
 2007/11/25 (US60/989,950); ...

(51) Cl.Int./Int.Cl. *G06F 15/16* (2006.01),
G05D 23/19 (2006.01), *G08C 17/02* (2006.01)
 (71) Demandeur/Applicant:
 TRILLIANT NETWORKS, INC., US
 (72) Inventeur/Inventor:
 VEILLETTE, MICHEL, CA
 (74) Agent: FASKEN MARTINEAU DUMOULIN LLP

(54) Titre : SYSTEME ET PROCEDE POUR EMETTRE ET RECEVOIR DES INFORMATIONS CONCERNANT UN RESEAU ZONAL DE VOISINAGE
 (54) Title: SYSTEM AND METHOD FOR TRANSMITTING AND RECEIVING INFORMATION ON A NEIGHBORHOOD AREA NETWORK

100 →

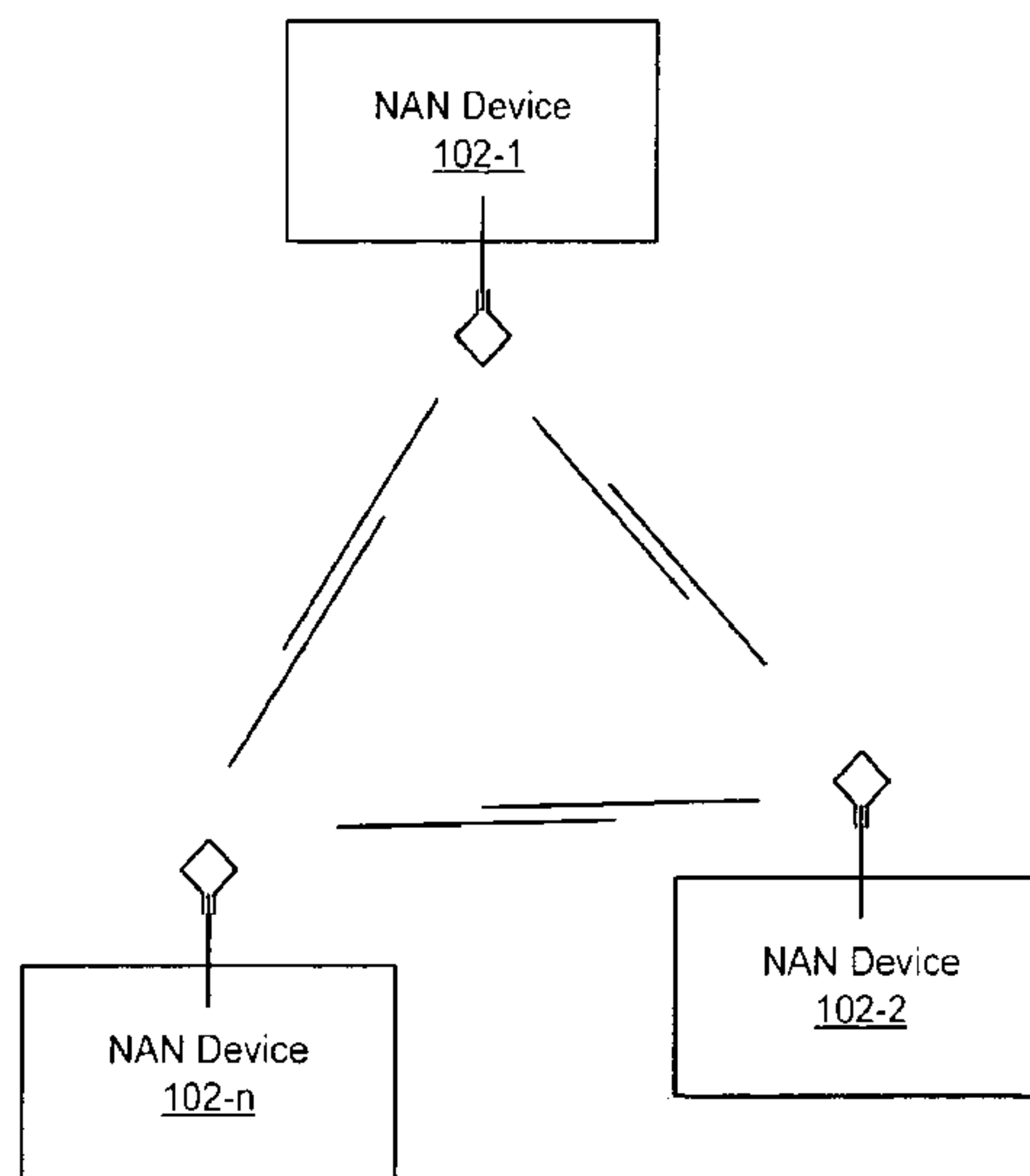


FIG. 1

(57) **Abrégé/Abstract:**

In accordance with the techniques discussed herein, a device can access data stored by other devices or units on a network. Devices recording data can provide the data to another device for display to a user. A user can then use the information to make

(30) **Priorités(suite)/Priorities(continued):** 2007/11/25 (US60/989,964); 2007/11/25 (US60/989,958);
2007/12/04 (US60/992,312); 2007/12/04 (US60/992,315); 2007/12/04 (US60/992,313); 2008/01/31 (US61/025,276);
2008/01/31 (US61/025,271); 2008/01/31 (US61/025,282); 2008/01/31 (US61/025,277); 2008/01/31 (US61/025,273);
2008/01/31 (US61/025,278); 2008/01/31 (US61/025,287); 2008/01/31 (US61/025,270); 2008/01/31 (US61/025,279);
2008/05/05 (US61/050,538); 2008/09/04 (US61/094,116)

(57) **Abrégé(suite)/Abstract(continued):**

decisions about how and when to control energy use. A communications logic unit associated with the radio can format messages including data from a data storage unit. Data can be stored in tables and written to or retrieved by reading or writing part of the table or the entire table.

(12) INTERNATIONAL APPLICATION PUBLISHED UNDER THE PATENT COOPERATION TREATY (PCT)

(19) World Intellectual Property Organization
International Bureau



(43) International Publication Date
28 May 2009 (28.05.2009)

PCT

(10) International Publication Number
WO 2009/067261 A1

(51) International Patent Classification:	60/989,962	25 November 2007 (25.11.2007)	US
<i>G06F 15/16</i> (2006.01)	60/989,951	25 November 2007 (25.11.2007)	US
(21) International Application Number:	60/989,955	25 November 2007 (25.11.2007)	US
PCT/US2008/013030	60/989,952	25 November 2007 (25.11.2007)	US
(22) International Filing Date:	60/989,954	25 November 2007 (25.11.2007)	US
21 November 2008 (21.11.2008)	60/989,971	25 November 2007 (25.11.2007)	US
(25) Filing Language:	60/989,966	25 November 2007 (25.11.2007)	US
English	60/992,315	4 December 2007 (04.12.2007)	US
(26) Publication Language:	60/992,312	4 December 2007 (04.12.2007)	US
English	60/992,313	4 December 2007 (04.12.2007)	US
(30) Priority Data:	61/025,276	31 January 2008 (31.01.2008)	US
60/989,957 25 November 2007 (25.11.2007) US	61/025,282	31 January 2008 (31.01.2008)	US
60/989,967 25 November 2007 (25.11.2007) US	61/025,271	31 January 2008 (31.01.2008)	US
60/989,958 25 November 2007 (25.11.2007) US	61/025,287	31 January 2008 (31.01.2008)	US
60/989,964 25 November 2007 (25.11.2007) US	61/025,278	31 January 2008 (31.01.2008)	US
60/989,950 25 November 2007 (25.11.2007) US	61/025,273	31 January 2008 (31.01.2008)	US
60/989,953 25 November 2007 (25.11.2007) US	61/025,277	31 January 2008 (31.01.2008)	US
60/989,975 25 November 2007 (25.11.2007) US	61/025,279	31 January 2008 (31.01.2008)	US
60/989,959 25 November 2007 (25.11.2007) US	61/025,270	31 January 2008 (31.01.2008)	US
60/989,961 25 November 2007 (25.11.2007) US	61/050,538	5 May 2008 (05.05.2008)	US
	61/094,116	4 September 2008 (04.09.2008)	US

[Continued on next page]

(54) Title: SYSTEM AND METHOD FOR TRANSMITTING AND RECEIVING INFORMATION ON A NEIGHBORHOOD AREA NETWORK

100 →

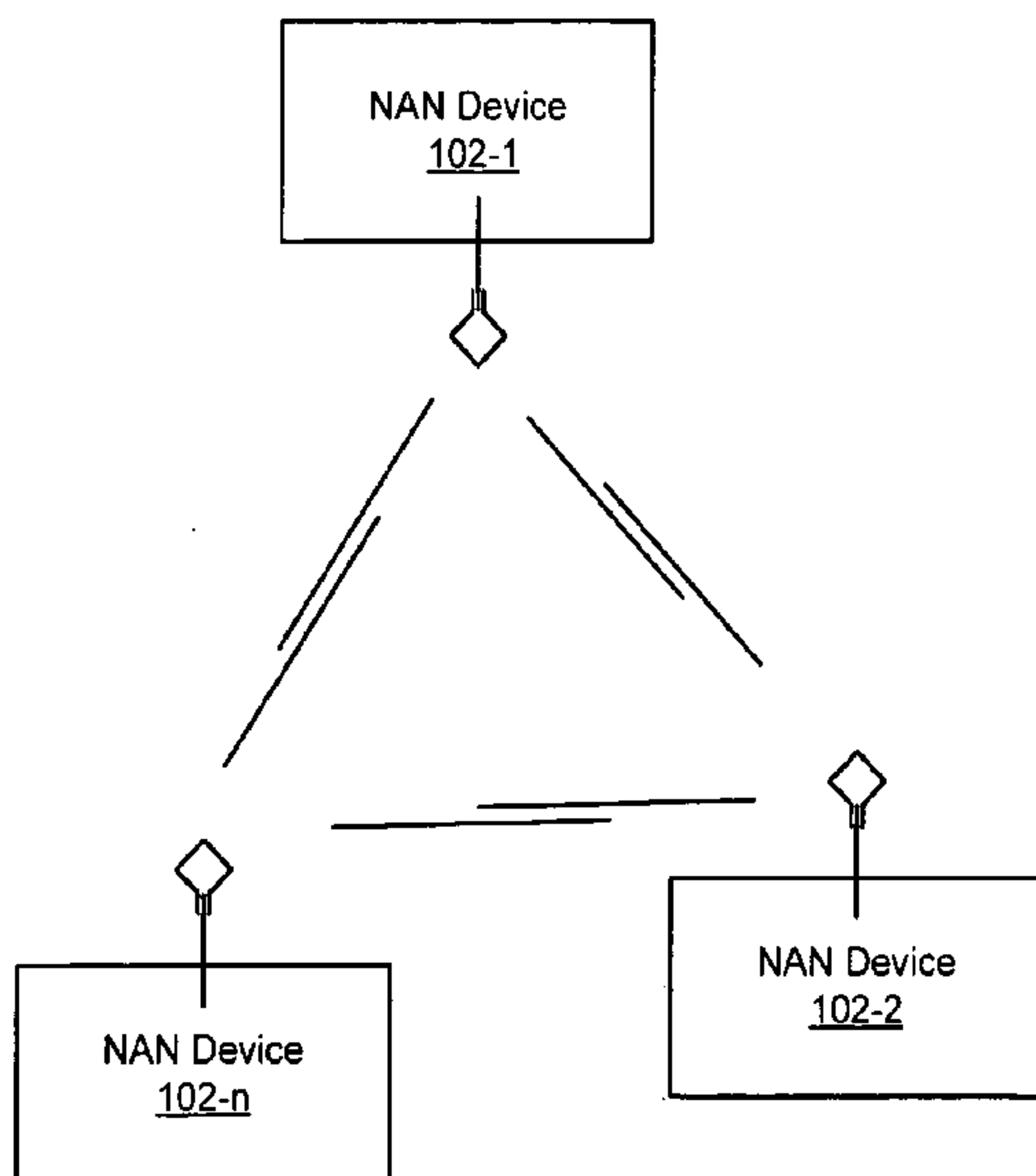


FIG. 1

(57) Abstract: In accordance with the techniques discussed herein, a device can access data stored by other devices or units on a network. Devices recording data can provide the data to another device for display to a user. A user can then use the information to make decisions about how and when to control energy use. A communications logic unit associated with the radio can format messages including data from a data storage unit. Data can be stored in tables and written to or retrieved by reading or writing part of the table or the entire table.

WO 2009/067261 A1

WO 2009/067261 A1

(71) **Applicant** (*for all designated States except US*): **TRIL-
LIANT NETWORKS, INC.** [US/US]; 1300 Island Drive,
Suite 103, Redwood City, California 94065 (US).

(72) **Inventor; and**

(75) **Inventor/Applicant** (*for US only*): **VEILLETTE, Michel**
[CA/CA]; 109 des Flandres, Waterloo, Québec J0E 2N0
(CA).

(74) **Agents**: **BEY, Dawn-Marie** et al.; King & Spalding, LLP,
1700 Pennsylvania Avenue, N.W., Suite 200, Washington,
District of Columbia 20006 (US).

(81) **Designated States** (*unless otherwise indicated, for every
kind of national protection available*): AE, AG, AL, AM,
AO, AT, AU, AZ, BA, BB, BG, BH, BR, BW, BY, BZ, CA,
CH, CN, CO, CR, CU, CZ, DE, DK, DM, DO, DZ, EC, EE,
EG, ES, FI, GB, GD, GE, GH, GM, GT, HN, HR, HU, ID,

IL, IN, IS, JP, KE, KG, KM, KN, KP, KR, KZ, LA, LC, LK,
LR, LS, LT, LU, LY, MA, MD, ME, MG, MK, MN, MW,
MX, MY, MZ, NA, NG, NI, NO, NZ, OM, PG, PH, PL, PT,
RO, RS, RU, SC, SD, SE, SG, SK, SL, SM, ST, SV, SY, TJ,
TM, TN, TR, TT, TZ, UA, UG, US, UZ, VC, VN, ZA, ZM,
ZW.

(84) **Designated States** (*unless otherwise indicated, for every
kind of regional protection available*): ARIPO (BW, GH,
GM, KE, LS, MW, MZ, NA, SD, SL, SZ, TZ, UG, ZM,
ZW), Eurasian (AM, AZ, BY, KG, KZ, MD, RU, TJ, TM),
European (AT, BE, BG, CH, CY, CZ, DE, DK, EE, ES, FI,
FR, GB, GR, HR, HU, IE, IS, IT, LT, LU, LV, MC, MT, NL,
NO, PL, PT, RO, SE, SI, SK, TR), OAPI (BF, BJ, CF, CG,
CI, CM, GA, GN, GQ, GW, ML, MR, NE, SN, TD, TG).

Published:

— *with international search report*

**SYSTEM AND METHOD FOR TRANSMITTING AND RECEIVING INFORMATION
ON A NEIGHBORHOOD AREA NETWORK**

CROSS-REFERENCE TO RELATED APPLICATIONS

[0001] This application claims the benefit of priority to the following United States provisional patent applications which are incorporated herein by reference in their entirety:

- Serial Number 60/989,957 entitled "Point-to-Point Communication within a Mesh Network", filed November 25, 2007 (Attorney Docket No. TR0004-PRO);
- Serial Number 60/989,967 entitled "Efficient And Compact Transport Layer And Model For An Advanced Metering Infrastructure (AMI) Network," filed November 25, 2007 (Attorney Docket No. TR0003-PRO);
- Serial Number 60/989,958 entitled "Creating And Managing A Mesh Network Including Network Association," filed November 25, 2007 (Attorney Docket No. TR0005-PRO);
- Serial Number 60/989,964 entitled "Communication and Message Route Optimization and Messaging in a Mesh Network," filed November 25, 2007 (Attorney Docket No. TR0007-PRO);
- Serial Number 60/989,950 entitled "Collector Device and System Utilizing Standardized Utility Metering Protocol," filed November 25, 2007 (Attorney Docket No. TR0009-PRO);
- Serial Number 60/989,953 entitled "System And Method For Real Time Event Report Generation Between Nodes And Head End Server In A Meter Reading Network Including From Smart And Dumb Meters," filed November 25, 2007 (Attorney Docket No. TR0010-PRO);
- Serial Number 60/989,975 entitled "System and Method for Network (Mesh) Layer And Application Layer Architecture And Processes," filed November 25, 2007 (Attorney Docket No. TR0014-PRO);
- Serial Number 60/989,971 entitled "Response Devices Providing Inter-Device Communication For Neighborhood Area Network (NAN)," filed November 25, 2007 (Attorney Docket No. TR0015-PRO);

- Serial Number 60/989,966 entitled "System And Method For Demand Response Devices Providing Requests For Information To Inform A Consumer," filed November 25, 2007 (Attorney Docket No.TR0016-PRO);
- Serial Number 60/989,959 entitled "Tree Routing Within a Mesh Network," filed November 25, 2007 (Attorney Docket No.TR0017-PRO);
- Serial Number 60/989,961 entitled "Source Routing Within a Mesh Network," filed November 25, 2007 (Attorney Docket No.TR0019-PRO);
- Serial Number 60/989,962 entitled "Method and System for Creating and Managing Association and Balancing of a Mesh Device in a Mesh Network," filed November 25, 2007 (Attorney Docket No.TR0020-PRO);
- Serial Number 60/989,951 entitled "Network Node And Collector Architecture For Communicating Data And Method Of Communications," filed November 25, 2007 (Attorney Docket No.TR0021-PRO);
- Serial Number 60/989,955 entitled "System And Method For Recovering From Head End Data Loss And Data Collector Failure In An Automated Meter Reading Infrastructure," filed November 25, 2007 (Attorney Docket No.TR0022-PRO);
- Serial Number 60/989,952 entitled "System And Method For Assigning Checkpoints To A Plurality Of Network Nodes In Communication With A Device Agnostic Data Collector," filed November 25, 2007 (Attorney Docket No.TR0023-PRO);
- Serial Number 60/989,954 entitled "System And Method For Synchronizing Data In An Automated Meter Reading Infrastructure," filed November 25, 2007 (Attorney Docket No.TR0024-PRO);
- Serial Number 60/992,312 entitled "Mesh Network Broadcast," filed December 4, 2007 (Attorney Docket No.TR0027-PRO);
- Serial Number 60/992,313 entitled "Multi Tree Mesh Networks", filed December 4, 2007 (Attorney Docket No.TR0028-PRO);
- Serial Number 60/992,315 entitled "Mesh Routing Within a Mesh Network," filed December 4, 2007 (Attorney Docket No.TR0029-PRO);

- Serial Number 61/025,279 entitled "Point-to-Point Communication within a Mesh Network", filed January 31, 2008 (Attorney Docket No.TR0030-PRO), and which are incorporated by reference.
- Serial Number 61/025,270 entitled "Application Layer Device Agnostic Collector Utilizing Standardized Utility Metering Protocol Such As ANSI C12.22," filed January 31, 2008 (Attorney Docket No.TR0031-PRO);
- Serial Number 61/025,276 entitled "System And Method For Real-Time Event Report Generation Between Nodes And Head End Server In A Meter Reading Network Including Form Smart And Dumb Meters," filed January 31, 2008 (Attorney Docket No.TR0032-PRO);
- Serial Number 61/025,282 entitled "Method And System for Creating And Managing Association And Balancing Of A Mesh Device In A Mesh Network," filed January 31, 2008 (Attorney Docket No.TR0035-PRO);
- Serial Number 61/025,271 entitled "Method And System for Creating And Managing Association And Balancing Of A Mesh Device In A Mesh Network," filed January 31, 2008 (Attorney Docket No.TR0037-PRO);
- Serial Number 61/025,287 entitled "System And Method For Operating Mesh Devices In Multi-Tree Overlapping Mesh Networks", filed January 31, 2008 (Attorney Docket No.TR0038-PRO);
- Serial Number 61/025,278 entitled "System And Method For Recovering From Head End Data Loss And Data Collector Failure In An Automated Meter Reading Infrastructure," filed January 31, 2008 (Attorney Docket No.TR0039-PRO);
- Serial Number 61/025,273 entitled "System And Method For Assigning Checkpoints to A Plurality Of Network Nodes In Communication With A Device-Agnostic Data Collector," filed January 31, 2008 (Attorney Docket No.TR0040-PRO);
- Serial Number 61/025,277 entitled "System And Method For Synchronizing Data In An Automated Meter Reading Infrastructure," filed January 31, 2008 (Attorney Docket No.TR0041-PRO);

- Serial Number 61/050,538 entitled "System And Method For Transmitting And Receiving Information On A Neighborhood Area Network," filed May 5, 2008 (Attorney Docket No.TR0046-PRO); and
- Serial Number 61/094,116 entitled "Message Formats and Processes for Communication Across a Mesh Network," filed September 4, 2008 (Attorney Docket No.TR0049-PRO).

[0002] This application hereby references and incorporates by reference each of the following United States nonprovisional patent applications filed contemporaneously herewith:

- Serial Number _____ entitled "Point-to-Point Communication within a Mesh Network", filed November 21, 2008 (TR0004-US);
- Serial Number _____ entitled "Efficient And Compact Transport Layer And Model For An Advanced Metering Infrastructure (AMI) Network," filed November 21, 2008 (Attorney Docket No.TR0003-US);
- Serial Number _____ entitled "Route Optimization Within A Mesh Network," filed November 21, 2008 (Attorney Docket No.TR0007-US);
- Serial Number _____ entitled "Application Layer Device Agnostic Collector Utilizing ANSI C12.22," filed November 21, 2008 (Attorney Docket No.TR0009-US);
- Serial Number _____ entitled "Creating and Managing a Mesh Network," filed November 21, 2008 (Attorney Docket No.TR0020-US); and
- Serial Number _____ entitled "System And Method For Operating Mesh Devices In Multi-Tree Overlapping Mesh Networks", filed November 21, 2008 (Attorney Docket No.TR0038-US).

FIELD OF THE INVENTION

[0003] The field of the invention pertains to communication systems and more particularly to storage and transmission of data over a network.

BACKGROUND

[0004] In a building, many devices use energy. Frequently, such devices use electrical energy but may also use liquid natural gas, propane, or other energy types. Washing machines, dishwashers, thermostats, and pool pumps, other home appliances, computers, office and business machines, are some examples of energy using devices. There are of course many more. The use of the devices is normally controlled by an individual and the devices are used as needed. Individuals often have no idea of the amount of energy used until they receive their energy bill. Such use is not usually monitored or recorded.

[0005] A user does not typically conform, control, or modify his or her energy use to pricing, time of day, consumption level, or other factors. Such a user does not typically have information as to the amount of energy that she has used or is currently using. For example, a user might realize that a dishwasher was operating but might not be aware, give the time of day, or energy pricing at that time of day, what the actual cost of the energy consumed over the selected dishwasher cycle would be then (e.g., 6:00 pm), or as compared, for example, to some other time of day (e.g. 3:00 am). However, a user could conform or modify use of energy if such information was made available to the user, particularly if such information was readily available in an understandable form at the time of use (or when a decision as to use was needed) without significant effort. However, at least some devices would additionally need to be able to communicate with each other, or to some central device or unit, so as to provide energy use information to the user and to allow for control of the energy using devices.

[0006] One problem with monitoring and displaying information used by energy using devices is that devices tend to be located at various distances from each other without any communications lines connecting the devices together.

[0007] What is needed is a system and method that provides data transmission between such devices that can store information from energy using devices and retrieve information for display to a display device that may be viewed by a user. The energy use information should be available to a user so that the user may control or modify energy use.

[0008] The foregoing examples of the related art and limitations related therewith are intended to be illustrative and not exclusive. Other limitations of the related art will become apparent upon a reading of the specification and a study of the drawings.

SUMMARY

[0009] The following examples and aspects thereof are described and illustrated in conjunction with systems, tools, and methods that are meant to be exemplary and illustrative, not limiting in scope. In various examples, one or more of the above-described problems have been reduced or eliminated, while other examples are directed to other improvements.

[0010] At times, a device may require access to the data stored by other devices in a home or building in a neighborhood network. "Neighborhood" is not limited to residential neighborhoods, and extends to cover commercial areas, units and rural locations as well. Devices recording data can provide the data to another device for display to a user. The user can then use the information to make decisions about how and when to conform, control, or modify energy use. The device can include a wireless radio, or alternatively, may include a wired connection to communicate with other devices. A communications logic unit associated with the radio can format messages including data from a data storage unit. The radio, the communications logic unit, and the data storage unit can operate in accordance with standards governing their operation.

[0011] In one non-limiting aspect, there may be provided a device comprising: a data storage unit storing data in an extended table including home energy use information; a communications logic unit coupled to the radio operable to read data from the extended table and format the data as a message including the energy use information; and a radio to transmit the message.

[0012] In one non-limiting aspect, there may be provided a device comprising: an electricity meter reporting energy use information collected by the electricity meter; a data storage unit storing data in an extended table including home energy use information collected from the electricity meter and mesh radio information used to transmit the data over a NAN; a communications logic unit having an address on a NAN coupled to the radio and operable to read data from the extended table and format the data as a message including the energy use

information according to the mesh radio information; and a radio to transmit the message to another device on the NAN.

[0013] In one non-limiting aspect, there may be provided a method comprising: providing a request to write data to an extended table; formatting the request as a message including a request code field, a table identifier, a count, and a data field; and transmitting the message via a radio.

[0014] In one non-limiting aspect, there may be provided a method comprising: providing a request to read data from an extended table; formatting the request as a message including a request code field, a table identifier, and a count; and transmitting the request via radio.

[0015] In one non-limiting aspect, there may be provided a method comprising: generating a request to write data to an extended table wherein: the write request is formatted as a write request message including a request code field, a table identifier, a count, and a data field; and transmitting the write request message via a radio; generating a request to read data from the extended table, wherein: the read request is formatted as a read request message including a request code field, a table identifier, and a count; and transmitting the read request message via a radio; and the generating of the request to write data and the generating of the request to read data may take place in any order.

[0016] In one non-limiting aspect, there may be provided a computer program stored in a computer readable form for execution in a processor and a processor coupled memory to implement a method comprising: providing a request to write data to an extended table; formatting the request as a message including a request code field, a table identifier, a count, and a data field; and transmitting the message over a radio.

[0017] In one non-limiting aspect, there may be provided a computer program stored in a computer readable form for execution in a processor and a processor coupled memory to implement a method comprising: providing a request to read data from an extended table; formatting the request as a message including a request code field, a table identifier, and a count; and transmitting the request via radio.

[0018] In one non-limiting aspect, there may be provided a computer program stored in a computer readable form for execution in a processor and a processor coupled memory to implement a method comprising: generating a request to write data to an extended table wherein: the write request is formatted as a write request message including a request code field, a table identifier, a count, and a data field; and transmitting the write request message via a radio; generating a request to read data from the extended table, wherein: the read request is formatted as a read request message including a request code field, a table identifier, and a count; and transmitting the read request message via a radio; and the generating of the request to write data and the generating of the request to read data may take place in any order.

[0019] This Summary introduces concepts in a simplified form that are described more fully below in the Detailed Description. This Summary is not intended to identify key or essential features of the claimed subject matter, nor is it intended to be used to limit the scope of the claimed subject matter.

BRIEF DESCRIPTION OF THE DRAWINGS

[0020] FIG. 1 depicts an example system including devices on a Neighborhood Area Network (NAN) transmitting and receiving data.

[0021] FIG. 2 depicts an example system including devices on a Neighborhood Area Network (NAN) transmitting and receiving data.

[0022] FIG. 3 depicts an example of a first NAN device coupled to a meter transmitting energy use information to a NAN requesting device for display.

[0023] FIG. 4 depicts a flowchart of an example process for requesting data.

[0024] FIG. 5 depicts a flowchart of an example process for writing data.

[0025] FIG. 6 depicts a flowchart of an example process for reading data.

[0026] FIG. 7 depicts a flowchart of an example process for writing data.

[0027] FIG. 8 depicts an example system for displaying data.

[0028] FIG. 9 depicts an exemplary configuration having a plurality of devices on an automated metering infrastructure (AMI) network.

DETAILED DESCRIPTION

[0029] In the following description, several specific details are presented to provide a thorough understanding. One skilled in the relevant art will recognize, however, that the concepts and techniques disclosed herein can be practiced without one or more of the specific details, or in combination with other components, etc. In other instances, well-known implementations or operations are not shown or described in detail to avoid obscuring inventive aspects of various examples disclosed herein.

[0030] To overcome the problems described relative to conventional systems, devices, and methods above, the techniques introduced here allow for data storage, retrieval and transmission throughout a neighborhood area network. A device storing data can retrieve the data from an extended table and send the data as a message to another device that is similarly situated. Transmissions can be routed through wireless communication over a mesh network including devices located in various homes and buildings without the use of wires connecting the units. Advantageously, users are allowed to view the information and make decisions about energy use.

[0031] As used herein a "head end system" is a central processing system including one or more computing systems, and may for example include one or more server computers. Where the head end system includes more than one computing system, the computing systems can be connected by one or more networks. Typically the head end system is connected by a wired, wireless or combination of wired and wireless networks to a plurality of devices on a neighborhood area network.

[0032] As used herein, a "neighborhood area network" (NAN) may be a mesh network of devices transmitting data to each other. A mesh network includes a number of devices, wireless or wired, that transmit information from a source device to a destination device via one or more intermediate devices which relay the information toward the target device. A device on the NAN

typically exists to serve an additional purpose other than to store, transmit and receive information, for example, as an electricity meter, a thermostat, an in home display, or other device useful relating to energy use. Advantageously, the NAN devices store energy use information.

[0033] As used herein, ANSI C12.19 refers to the American National Standard for Utility Industry End device Data Tables, published by the National Electrical Manufacturers Association in 2007, which is herein incorporated by reference as well as extensions and revisions to the original version.

[0034] As used herein, ANSI C12.22 refers to the American National Standard Protocol Specification For Interfacing Data Communication Networks: C12.22, published by the National Electrical Manufacturers Association in 2007, which is herein incorporated by reference, as well as extensions and revisions to the original version.

[0035] As used herein, IEEE 802.15 refers to the specification produced by the 15th working group of the Institute of Electrical and Electronics Engineers, published in 2003, and herein incorporated by reference, including all extensions and revisions to the original version.

[0036] As used herein, a "computer readable medium" or "machine readable medium" is any known or convenient machine manufacture or composition of matter capable of storing instructions or data thereon.

[0037] FIG. 1 depicts an example of a system including devices on a Neighborhood Area Network (NAN) transmitting and receiving data. FIG. 1 includes NAN Device 102-1, NAN Device 102-2, and NAN Device 102-n (collectively NAN devices 102). The NAN may include more or fewer devices, though at least two devices may be needed to support intra-NAN communication.

[0038] The NAN devices 102 may be hardware units, embedded devices, specially adapted computing systems, or other known or convenient units for storing, retrieving and transmitting data. The NAN devices 102 are typically coupled to a device performing a function, such as an electricity meter, an in-home display, a pool pump, a dishwasher, a thermostat, and any other

known or convenient energy using device that may provide or produce energy consumption and/or use information. The NAN devices can be coupled to or included in the devices producing energy consumption and/or use information. The NAN devices 102 can be powered by connection to the energy using devices, or can separately derive power from, e.g. a battery or a standard electrical connection, photovoltaic or solar power source, or any other power source or supply.

[0039] FIG. 2 depicts an example of a system including devices on a Neighborhood Area Network (NAN) transmitting and receiving data. FIG. 2 includes NAN Device 202-1 and NAN Device 202-2. NAN device 202-1 includes table data 206, communication or "comms" logic 208, and radio 210. NAN device 202-2 includes radio 214, comms logic 216, and energy use data 218. In the example of FIG. 2, the NAN Device 202-1 and the NAN device 202-2 can be NAN devices as described above in reference to FIG. 1.

[0040] In the example of FIG. 2, the table data 206 and the table data 218 each include standard tables and may include extended tables. As used herein, a "standard table" is a table common to all devices on a neighborhood area network (NAN), whereas an "extended table" can include information specific to an individual class or group of devices. The data tables 206 can store data in records entered into a database, as data objects stored in a data structure, or in any known or convenient manner.

[0041] Examples of standard tables are: general configuration, manufacturer identification, mode and status, additionally any table common to all devices on a NAN can be included as a standard table.

[0042] Examples of extended tables can include framework identification, GPS coordinates, firmware information, MESH radio identification, and other extended tables adapted to store information for use by devices on a NAN such as those transmitting data over a MESH network.

[0043] In the example of FIG. 2, the comms or communication logic 208 and the comms logic 216 can each generate messages to transmit data in a serial protocol defining messages, commands, service requests, responses and other known and convenient messages. The services

can provide such high level operations as firmware upgrades, message encryption, reporting and other known or convenient functionality.

[0044] In the example of FIG. 2, the comms logic 216 and the comms logic 208 each include services used to retrieve, store and transmit data to and from tables. Any known or convenient language can be used to create the services. Services provided by the comms logic 216 and the comms logic 208 generally include services to read table data and to write table data. For example, a full read table service can acquire all table information for example, a table identifier, a number of bytes of data, a variable length data field including the table data, and a checksum to validate transmitted data.

[0045] In the example of FIG. 2, the radio 214 and the radio 210 can include any combination of electrical components, such as transistors, resistors, capacitors interconnected to provide for transmission of data. The radio 214 and the radio 210 can be configured to transmit data to the IEEE 802.15.4 protocol, and additionally any other known or convenient protocol.

[0046] In the example of FIG. 2, the energy use data 212 includes information or data, such as information or data to be displayed to a user, reported to a head end system, stored or otherwise used to monitor or control energy use. The energy use information can be related to a device coupled to either of the NAN Devices 202. The energy use data 212 can be transmitted from either the NAN device 202-1 to the NAN Device 202-2 or from the NAN Device 202-2 to the NAN Device 202-1. The specific example discussed below assumes, for the purposes of example, that information or data is transmitted from the NAN Device 202-1 to the NAN Device 202-2.

[0047] In the example of FIG. 2, in operation, the NAN Device 202-1 initiates a procedure to transmit data stored in an extended table in table data 206 to NAN Device 202-2. Comms logic 208 retrieves an identifier and data from the extended table in the table data 206 and formats it as a message including the identifier and the table as a variable length field. The comms logic 208 may include a count specifying the number of bytes included in the variable length field. Also, the comms logic 208 may include a checksum field to validate the data in the variable length data field to ensure that the data was not corrupted in transmission. The message may then be

transmitted by the radio 210 to the NAN Device 202-2 as energy use data 212. The radio 214 receives the message on behalf of the NAN Device 202-2 and the comms logic 216 calculates the checksum to validate the data included in the message. The comms logic 216 reads the table identifier included in the message and saves the data to the table data 218.

[0048] FIG. 3 depicts a system including an information origination device, and a requesting device. FIG. 3 includes an information origination device 302 and a requesting device 304.

[0049] The information origination device 302 includes a radio 310, a communications (comms) logic unit 312, meter data 314, and meter 316.

[0050] In operation, the meter 316 produces meter data stored in the meter data storage 314 according to the ANSI C12.19 format, however, any known or convenient message formatting standard may be used. The comms logic 312 formats a message including meter data according to the ANSI C12.22 format, however, any known or convenient message formatting standard may be used. The radio 310 transmits the message using the IEEE 802.15.4 standard, or any other known or convenient standard.

[0051] The requesting device 304 includes a radio 320, communications (comms) logic 322, and display 324.

[0052] In operation, the radio 320 provides a request for meter data. The radio receives a message including meter data, and the comms logic provides the meter data to display 324. Display 324 may include additional processing and memory displaying meter data. User input may be provided as well.

[0053] FIG. 4 depicts a flowchart of an example of a process for requesting data. The process 400 is organized as a sequence of modules or steps in the flowchart. However, it should be understood that these and modules associated with other methods described herein may be reordered for parallel execution or into different sequences of modules or steps.

[0054] In the example of FIG. 4, the process for requesting data 400 starts at module or step 402 with providing a request to read data from an extended table. The request can be received

from an external NAN device, as part of, e.g., updating the device, reporting data to a head end system, displaying information to a user, or another known or convenient purpose. The request can identify a destination device to which the data is to be transmitted.

[0055] In the example of FIG. 4, the process for requesting data 400 continues to module or step 404 with formatting the request to include a request code field and a table identifier. The requesting device can indicate the nature of the request, for example, to read an entire table or to read a part of a table. The request code can specify the type of request and an amount of data to read, for example, a whole table, the request code can indicate that the entire table should be read, or alternatively the request code can indicate that, for example, 8 kb should be read from a table starting at an offset of 16k or according to some other read instruction or strategy. The table identifier can indicate which table the read should be made from, for example, an extended table directed to the number of kilowatts used by a device in a time period can be stored in an extended table. The table can be identified as, for example, table 450, and the code can be included in the message. Other examples of tables could be General configuration, Manufacturer identification, Mode and status, Procedure initiate, Procedure response, Actual security, Access control, Extended key, Identification, Framework identification, Date time, Bar code, Framework test data, Device statistic, Scratchpad, Report list status, Report list, LAN control, LAN statistic, MeshGate update report, GPS coordinates, LAN radio provisioning, Key IDs lookup, LAN diagnostic statistic, Report ctrl, Event ctrl, Program check, Firmware download info, Firmware download status, Firmware scratchpad, MESH radio version, Framework firmware info, Information report, and any other known or convenient table. The structure for a table can be defined in accordance with the ANSI C12.19 specification, and any other known or convenient table structure can be used.

[0056] In the example of FIG. 4, the process for requesting data 400 continues to module or step 406 with transmitting the request via radio. The request can be included in a message and transmitted using any known or convenient protocol, such as the IEEE 802.15.4 protocol. The request is delivered either directly or indirectly via a MESH network to a destination device. In the context of a MESH network, one or more devices can re-transmit the message to the destination device. Therein, one or more devices could be connected by wired connection. The

message itself can be re-transmitted several times using one or more protocols. Having transmitted the request via radio, the exemplary process 400 set forth in the flowchart terminates.

[0057] FIG. 5 depicts a flowchart of an example of a process or method 500 for writing data. The process 500 is organized as a sequence of modules or steps in the flowchart. However, it should be understood that these and modules associated with other methods described herein may be reordered for parallel execution or into different sequences of modules or steps.

[0058] In the example of FIG. 5, the process for writing data 500 starts at module or step 502 with providing a request to write data to an extended table. The request can include energy use data, device instructions, firmware upgrades, test data, security information, time and date data, or any known or convenient data to be written to an extended table. The request can be provided by a head end system, a NAN device, a hand held field device, or any known or convenient device transmitting data to a NAN device to be written to an extended table.

[0059] In the example of FIG. 5, the process for writing data 500 continues to module or step 504 with formatting the request to include for example, a request code field, a table identifier, a data field, and a checksum. The request code field can be used to determine the type of request, for example, whether a read or a write is specified. Here, the request code can be a write code. A count can be included to specify the number of bytes of the table that are to be written, for example, 8 kb could be written. A table identifier can be included to specify a table to which to write data. The table can be a manufacturer specified table, or an extended table. The checksum can be included to store data used to validate the data included in the data field.

[0060] In the example of FIG. 5, the process for writing data 500 continues to module or step 506 with transmitting the request via radio. The request can be transmitted using any known or convenient radio protocol, for example, the 802.15.4 protocol can be used to transmit the request. Having transmitted the request the exemplary process 500 set forth in the flowchart terminates.

[0061] FIG. 6 depicts a flowchart of an example of a process or method 600 for reading data. The process 600 is organized as a sequence of modules or steps in the flowchart. However, it should be understood that these and modules associated with other methods described herein may be reordered for parallel execution or into different sequences of modules or steps.

[0062] In the example of FIG. 6, the process for reading data 600 begins at module or step 602 with providing a request to read data from part of an extended table. The table can store energy use data, instructions, firmware upgrades, test data, security information, time and date data, or any known or convenient data to be written to an extended table. The data can be read from the beginning of the table, part way through the table, or at the end of the table.

[0063] In the example of FIG. 6, the process for reading data 600 continues to module or step 604 with formatting the request to include a request code field, a table identifier, an offset, and a count. The request code field can be used to determine the type of request, for example, whether a read or a write is specified. The table identifier can be used to specify a table from which to read data. The offset can be used to specify a starting address from which to read data. For example, the offset can specify the beginning, middle or end of the table. The count can be used to indicate the number of bytes that are to be read from the table at the offset.

[0064] In the example of FIG. 6, the process for reading data 600 continues to module or step 606 with transmitting the request via radio. The request can be transmitted using any known or convenient protocol, for example 802.15.4. Having transmitted the request via radio, the exemplary process 600 set forth in the flowchart terminates.

[0065] FIG. 7 depicts a flowchart of an example of a process or method 700 for writing data. The process 700 is organized as a sequence of modules or steps in the flowchart. However, it should be understood that these and modules associated with other methods described herein may be reordered for parallel execution or into different sequences of modules or steps.

[0066] In the example of FIG. 7, the process for writing data 700 starts at module or step 702 with providing a request to write data to part of an extended table. The request can be provided by a NAN device, a head end system, a field unit, or another known or convenient device. An automated process or an individual can initiate the request to write data to part of an extended table.

[0067] In the example of FIG. 7, the process for writing data 700 continues to module or step 704 with formatting the request to include a request code, a table identifier, an offset, a count, and a checksum. The request code can indicate the nature of the request, in this case to write

data. The table identifier can indicate the table to which to write data. The offset can indicate an address at which to begin writing data. For example, the beginning or the middle of the file can be specified. The checksum can be used to verify the integrity of the data to write.

[0068] In the example of FIG. 7, the process for writing data 700 continues to module or step 706 with transmitting the request via radio. The request can be transmitted by any known or convenient protocol, for example, IEEE 802.15.4. Having transmitted the request the exemplary process 700 set forth in the flowchart terminates.

[0069] FIG. 8 depicts a non-limiting example of a system 800 for displaying data. The non-limiting exemplary system depicted in FIG. 8 includes by way of example, thermostat 802 and in home display 804. In the example of FIG. 8, thermostat 802 and in home display 804 are each NAN devices and are able to transmit data by wireless radio to other NAN devices, whether directly or indirectly via another intermediate NAN device.

[0070] In the example of FIG. 8, the thermostat 802 includes a unit controlling temperature in a home, office, building, room, or other space. Additionally, thermostat 802 includes a communications device coupled to a table data (such as may be stored in a data storage device or memory) and to a radio. The table data storage device or memory stores information from the unit controlling temperature, for example, energy used in controlling the temperature, pricing information, previous temperature settings, and other known or convenient data.

[0071] In the example of FIG. 8, the in home display 804 includes a user interface, such as is depicted including a display and one or more keys, buttons, or other devices to enter data with. Any known or convenient interface can be specified. The interface is coupled to table data, which is accessible to communications logic coupled to a radio.

[0072] In the example of FIG. 8 in operation, the thermostat 802 transmits energy use information to the in home display 804 to display to a user. The information can be formatted as a request to write data to a data table in the in home display 804. Alternatively the information can be formatted as a request from the in home display 804 to read data from a data table stored in the thermostat 802. Either the request to read or the request to write can be structured as a request to read or write data to a part of a table.

[0073] FIG. 9 depicts an exemplary configuration having a plurality of devices on an automated metering infrastructure (AMI) network 900. FIG. 9 includes head end 902, wide area network (WAN) 904, NAN-WAN gate 906, neighborhood area network (NAN) 908, node 910-1, node 910-2, node 910-n (collectively nodes 910), microportal 916, home area network (HAN) 918 (sometimes referred to as a premise area network (PAN)), node 920-1, node 920-2, node 920-n (collectively nodes 920).

[0074] The head end 902, sometimes referred to as the back end, server, or head end server can include a suite of applications including functionality for an acquisition system, real-time data access, device management, network management, and other known or convenient functionality. The head end 902 can include one or more computing devices coupled or otherwise networked together.

[0075] The WAN 904 can be, for example, metropolitan area network (MAN), global area network such as the Internet, any combination of such networks, or any other known convenient medium for communicating data. The WAN 904 can include routers, switches and/or other networking hardware elements coupled together to provide communications to systems or within systems and devices coupled to the network 904.

[0076] The NAN-WAN gate 906, sometimes referred to as a mesh gate / collector, can include an IEEE 802.15.4 PAN Coordinator, an ANSI C12.22 Relay, a device collecting messages from multiple units on the NAN and a firewall. An IEEE 802.15.4 PAN Coordinator may be a device that is responsible for communication between devices on a NAN and complies with the IEEE 802.15.4 standard for transmission of data that is in effect as of the date of filing of this patent application. An ANSI C12.22 Relay may be a device that is responsible for communication between devices on a NAN and complies with the ANSI C12.22 standard for transmission of data that is in effect as of the date of filing of this patent application. An access point operable to perform many functions including, for example, but not limited to, one or any combination of: relaying information from the head end server to the nodes, routing information, aggregating information from the nodes and micro portals within its sub-network for transmission to the head end server, acting as a HAN coordinator, transmitting mass firmware upgrades, and multicasting

messages. A NAN-WAN gate 906 may also be referred to as a collector because it collects information from the nodes 910 and micro portal 916 in its sub-network.

[0077] The NAN 908, can be a wireless, wired, or mixed wireless and wired network. The NAN 908 can transmit and receive signals using a protocol, for example, the IEEE 802.15.4 standard for transmission of data that is in effect as of the date of filing of this patent application can be used for wireless transmission. Similarly for wired transmission, the Ethernet / IEEE 802.3 interface standard could be used.

[0078] The nodes 910 can be devices operable to collect metering information and transmit and receive signals via the NAN using any known or convenient protocol. Examples of nodes 910 could be a meter, a thermostat, a remote appliance controller (RAC), in home display, or any known or convenient NAN device. Each of the nodes 910 could potentially serve as a NAN-WAN gate by the addition of a WAN radio or wired device allowing communication over the WAN 904.

[0079] The microportal 916, sometimes referred to as a micro access portal or home gateway, may be a gateway in the sense that a protocol used by devices connected to the gateway use a different protocol than the gateway uses to connect to the nodes 920. In a non-limiting example, ZigBee, Z-Wave, or X-4 may be used by the nodes 920 to connect to the microportal 916 whereas the microportal 916 uses the Trilliant transport protocol to connect to the NAN-WAN gate 908.

[0080] The HAN 918 can be a wireless, wired, or mixed wireless and wired network. The NAN 908 can transmit and receive signals using a protocol, by way of example and not limitation, the ZigBee, Z-Wave, or X-4 standard for transmission of data that is in effect as of the date of filing of this patent application can be used for wireless transmission. Similarly for wired transmission, the Ethernet / IEEE 802.3 interface standard could be used as well as other known or convenient wired interfaces.

[0081] The nodes 920 can be devices operable to collect metering information and transmit and receive signals via the HAN using any known or convenient protocol. Examples of nodes 920 could be a meter, a thermostat, a remote appliance controller (RAC), in home display, or any

known or convenient NAN device. Each of the nodes 910 could potentially serve as a microportal by the addition of a NAN radio or wired device allowing communication over the NAN 904. Each of the nodes 920 may include a radio and a processor coupled to a memory storing instructions. The nodes 920, may each communicate using the ZigBee protocol, the Z-Wave protocol, X-10 or another known or convenient protocol.

[0082] It will be appreciated to those skilled in the art that the preceding examples and embodiments are exemplary and not limiting in scope. It is intended that all permutations, enhancements, equivalents, and improvements thereto that are apparent to those skilled in the art upon a reading of the specification and a study of the drawings are included within the true spirit and scope of these teachings. It is therefore intended that the following appended claims include all such modifications, permutations, and equivalents as fall within the true spirit and scope of these teachings.

CLAIMS**What is claimed is:**

1. A device comprising:
a data storage unit storing data in an extended table including home energy use information;
a communications logic unit coupled to the radio operable to read data from the extended table and format the data as a message including the energy use information; and
a radio to transmit the message.
2. The device of claim 1, wherein the device further comprises a device regulating temperature in a room.
3. The device of claim 1, wherein the device further comprises an electricity meter.
4. The device of claim 1, wherein the device further comprises in home display providing the energy use information to a user.
5. The device of claim 1, wherein the data stored in the extended table includes mesh radio information used by the radio to transmit data over a NAN.
6. The device of claim 1, wherein the data storage unit includes an address identifying a location on a mesh network.
7. The device of claim 1, wherein the data stored includes a GPS coordinate.
8. A device comprising:
an electricity meter reporting energy use information collected by the electricity meter;
a data storage unit storing data in an extended table including home energy use information collected from the electricity meter and mesh radio information used to transmit the data over a NAN;

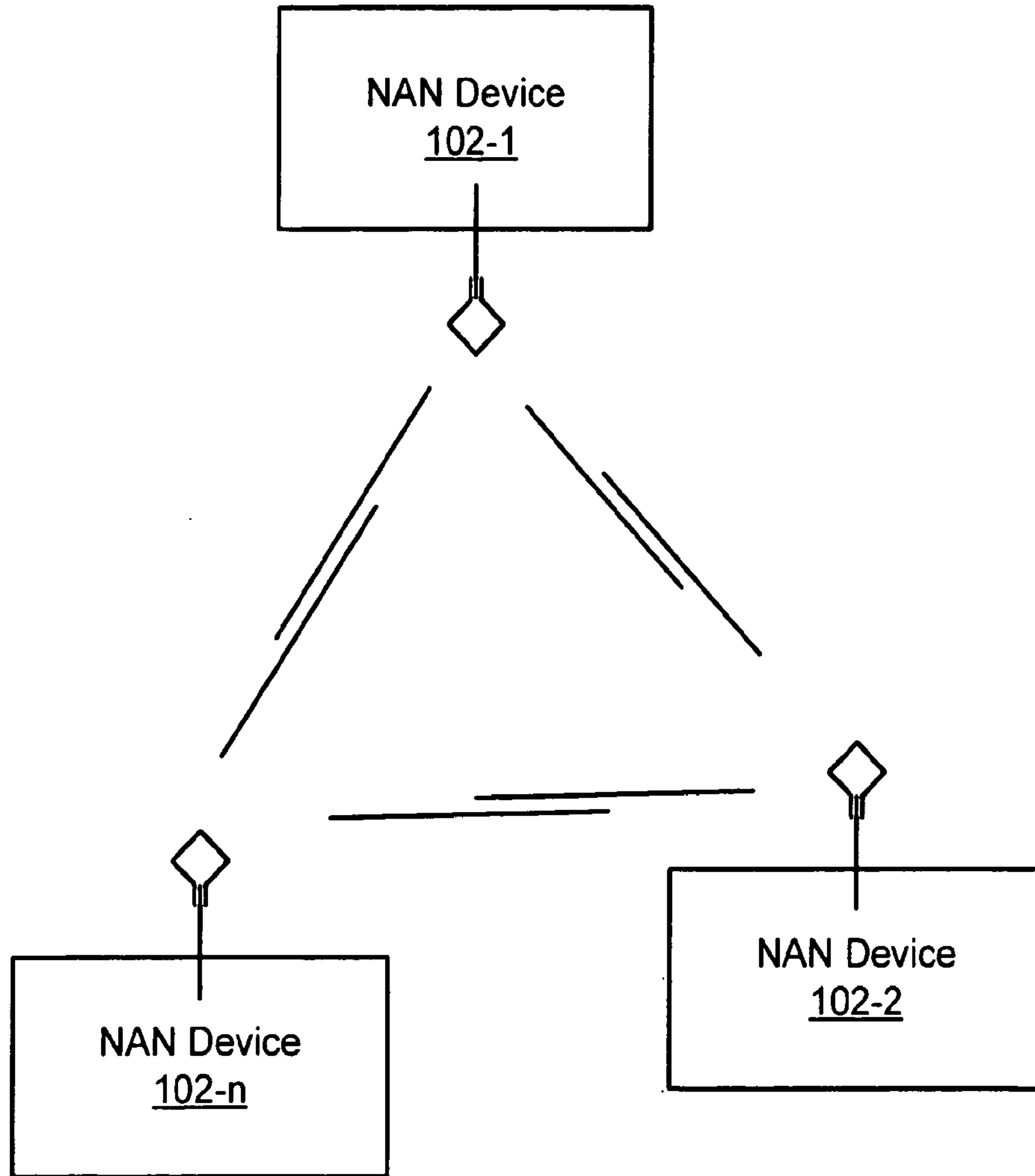
a communications logic unit having an address on a NAN coupled to the radio and operable to read data from the extended table and format the data as a message including the energy use information according to the mesh radio information; and
a radio to transmit the message to another device on the NAN.

9. A method comprising:
 - providing a request to write data to an extended table;
 - formatting the request as a message including a request code field, a table identifier, a count, and a data field; and
 - transmitting the message via a radio.
10. The method of claim 9, wherein the message further comprises an offset, the offset identifying a location in the extended table to begin writing the energy use information.
11. The method of claim 9, wherein the message further comprises a checksum, wherein the checksum may be used to validate data integrity.
12. The method of claim 9, further comprising storing the data in an extended table of a device receiving the request to write the data.
13. The method of claim 9, wherein the message is transmitted over a wireless radio via a mesh network.
14. The method of claim 13, wherein the mesh network includes a plurality of wireless mesh nodes for receiving and transmitting radio signals.
15. A method comprising:
 - providing a request to read data from an extended table;
 - formatting the request as a message including a request code field, a table identifier, and a count; and
 - transmitting the request via radio.

16. The method of claim 15, wherein the message further comprises an offset, the offset identifying a location in the extended table to begin reading the energy use information.
17. The method of claim 15, wherein the message further comprises a checksum, wherein the checksum may be used to validate data integrity.
18. The method of claim 15, further comprising receiving a response to the message to read data including data for storage in an extended table.
19. The method of claim 15, further comprising displaying some or all of the home energy use information to a user.
20. The method of claim 15, wherein the message is transmitted via a mesh network.
21. A method comprising:
 - generating a request to write data to an extended table wherein:
 - the write request is formatted as a write request message including a request code field, a table identifier, a count, and a data field; and transmitting the write request message via a radio;
 - generating a request to read data from the extended table, wherein:
 - the read request is formatted as a read request message including a request code field, a table identifier, and a count; and transmitting the read request message via a radio; and
 - the generating of the request to write data and the generating of the request to read data may take place in any order.
22. The method of claim 21, wherein the generating a request to write data precedes the generating a request to read data.
23. The method of claim 21, wherein the generating a request to read data precedes the generating a request to write data.

24. A computer program stored in a computer readable form for execution in a processor and a processor coupled memory to implement a method comprising:
- providing a request to write data to an extended table;
 - formatting the request as a message including a request code field, a table identifier, a count, and a data field; and
 - transmitting the message over a radio.
25. A computer program stored in a computer readable form for execution in a processor and a processor coupled memory to implement a method comprising:
- providing a request to read data from an extended table;
 - formatting the request as a message including a request code field, a table identifier, and a count; and
 - transmitting the request via radio.

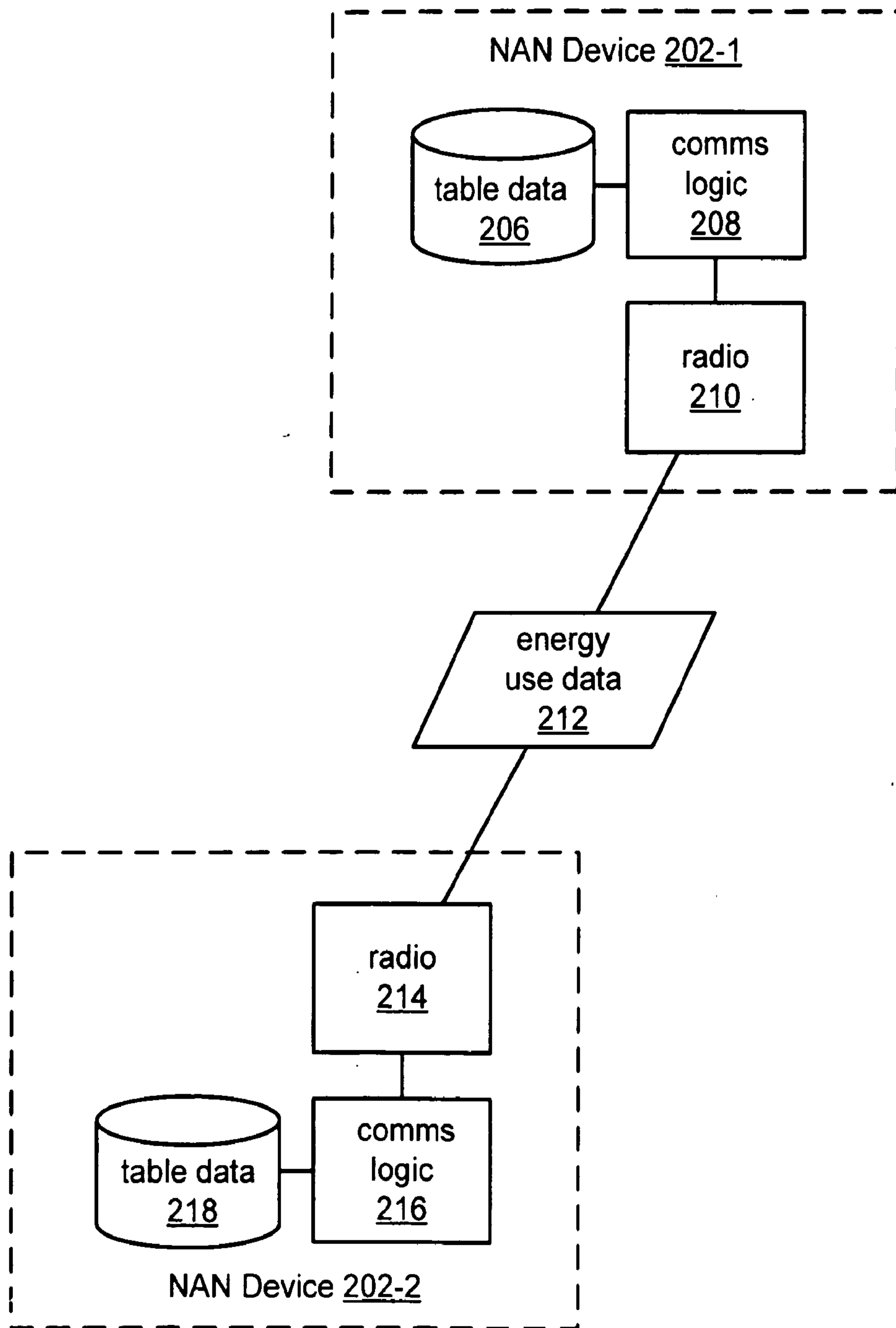
100 →



1/9

FIG. 1

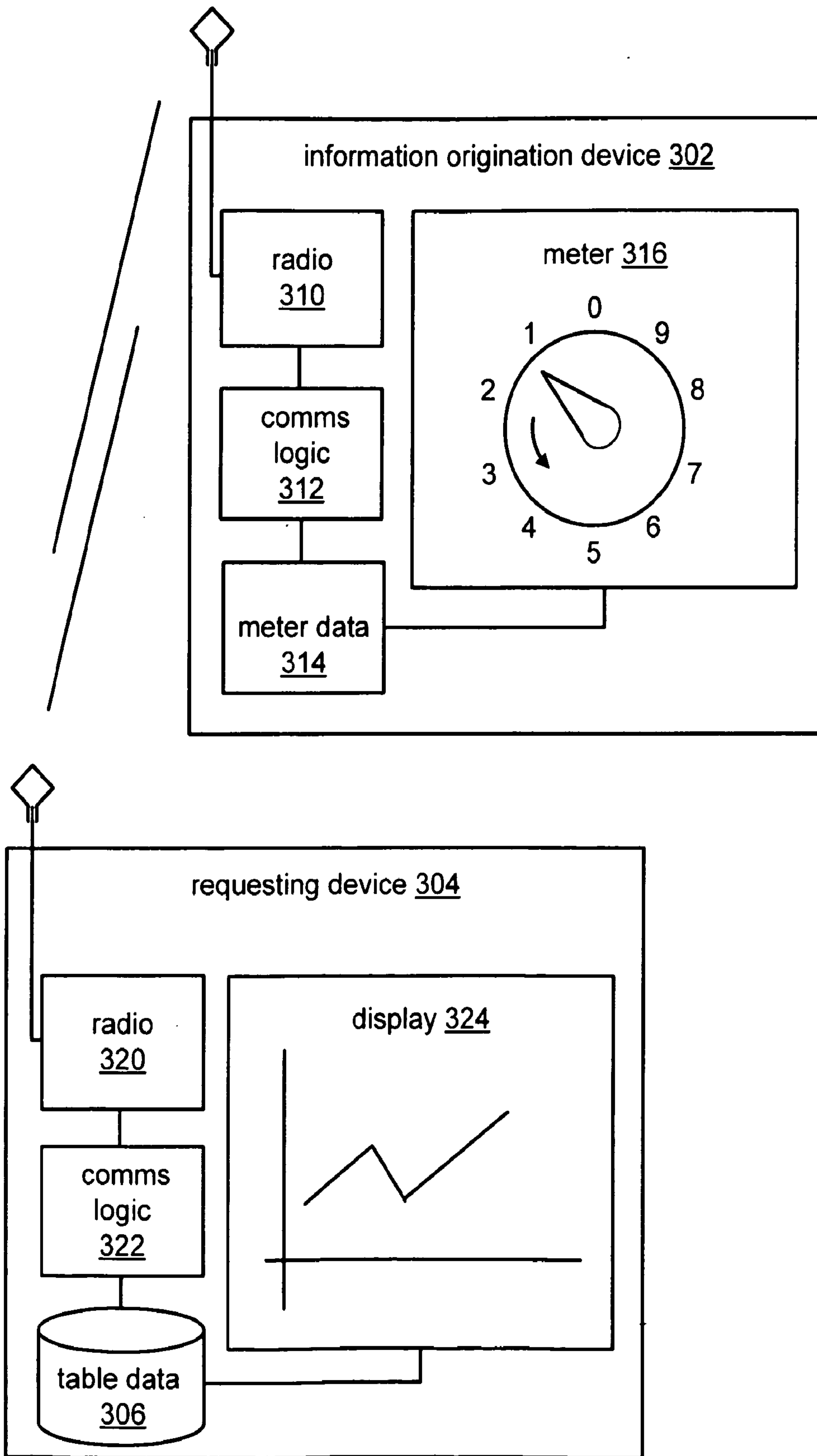
200 →



2/9

FIG. 2

300 →



3/9

FIG. 3

400 →

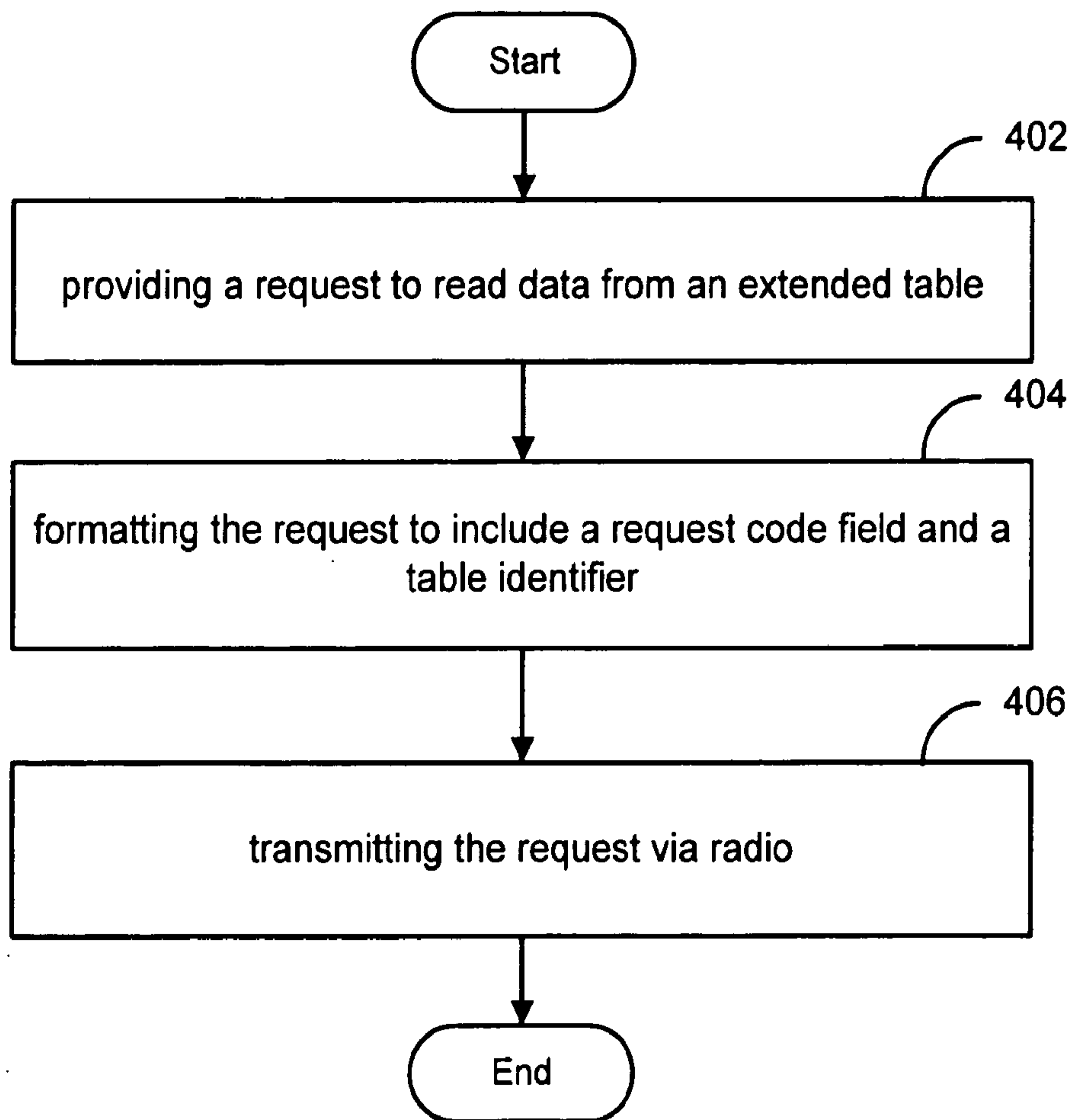
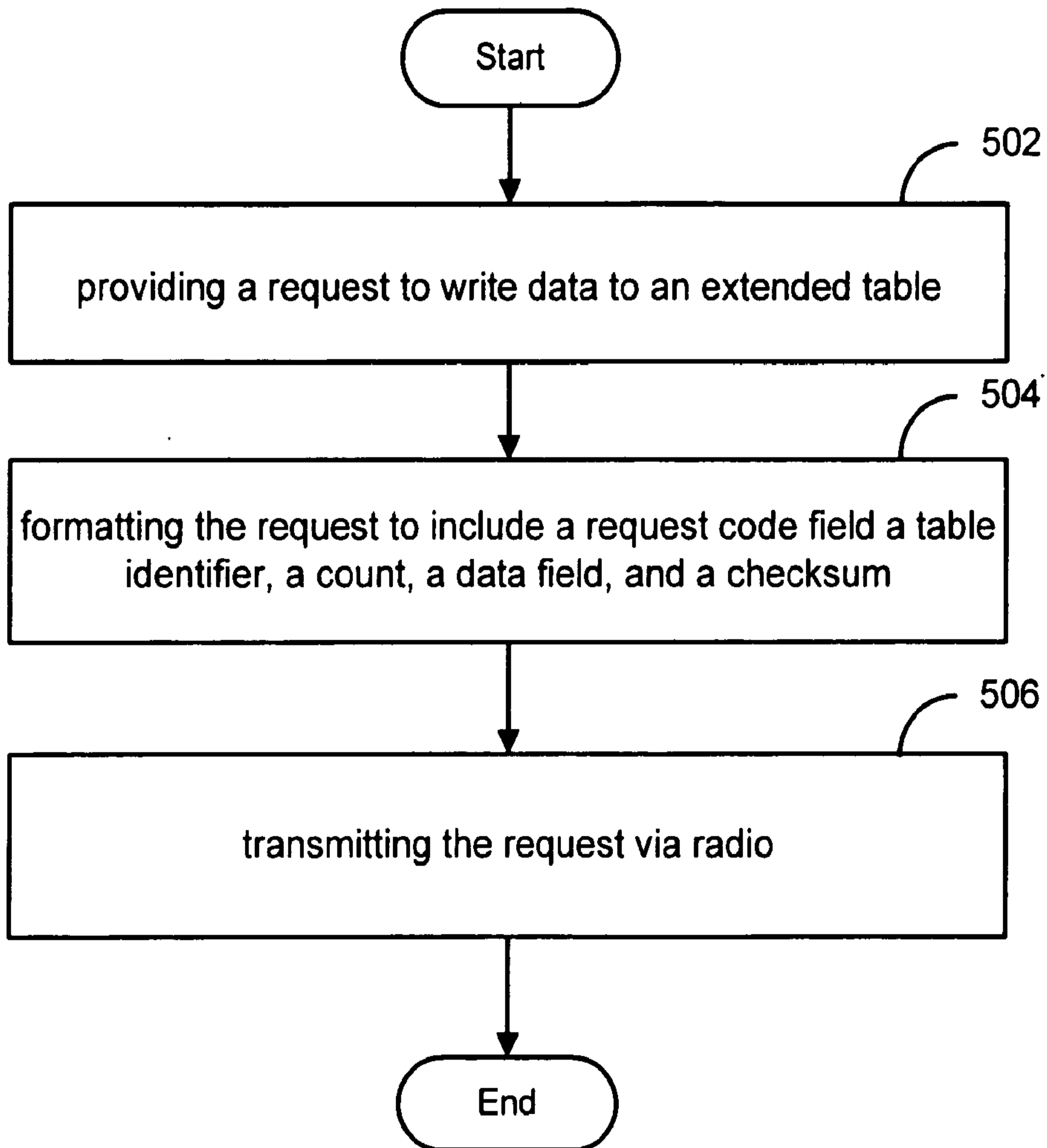
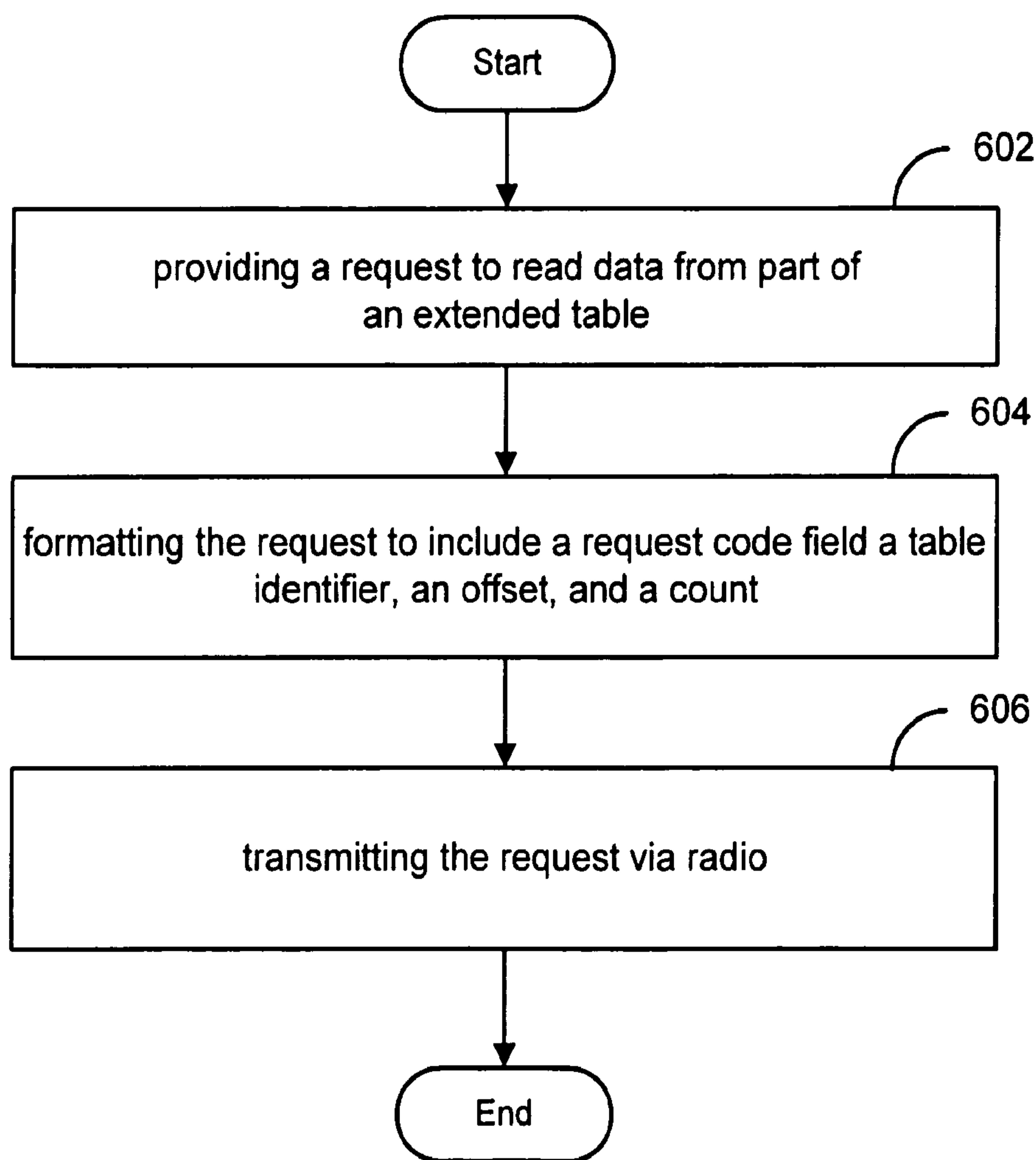


FIG. 4

500 →



600 →



6/9

FIG. 6

700 →

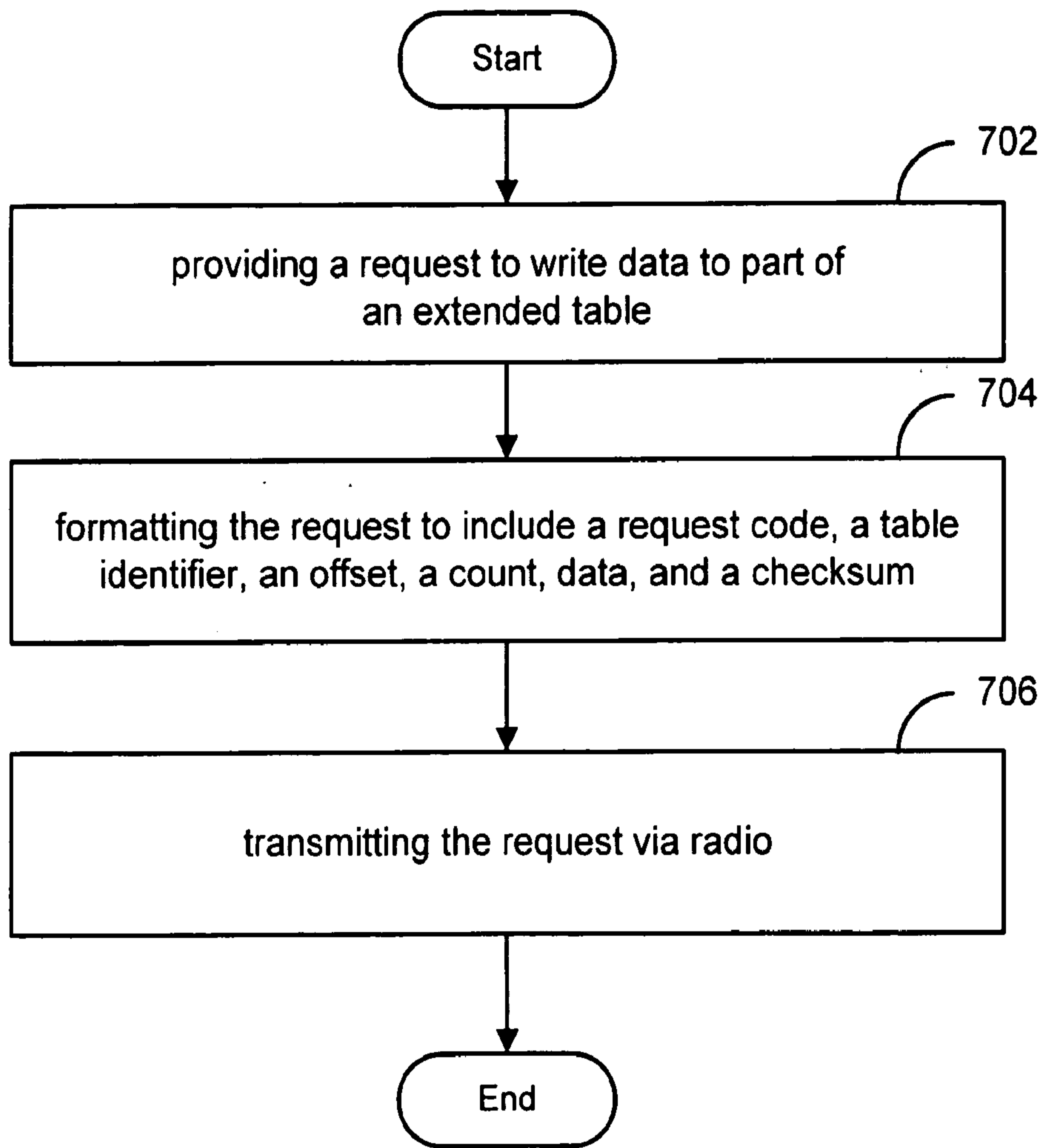

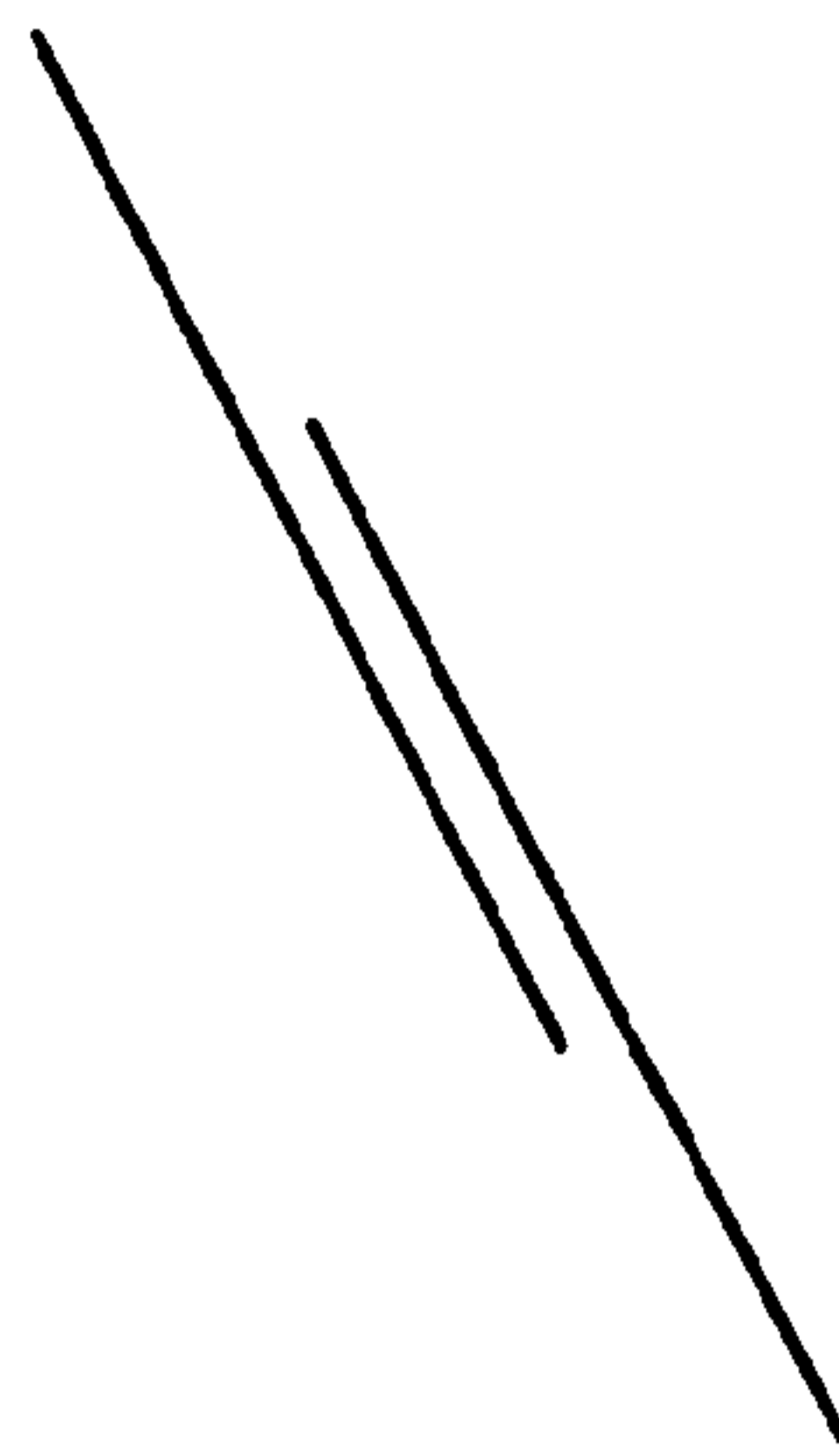



FIG. 7

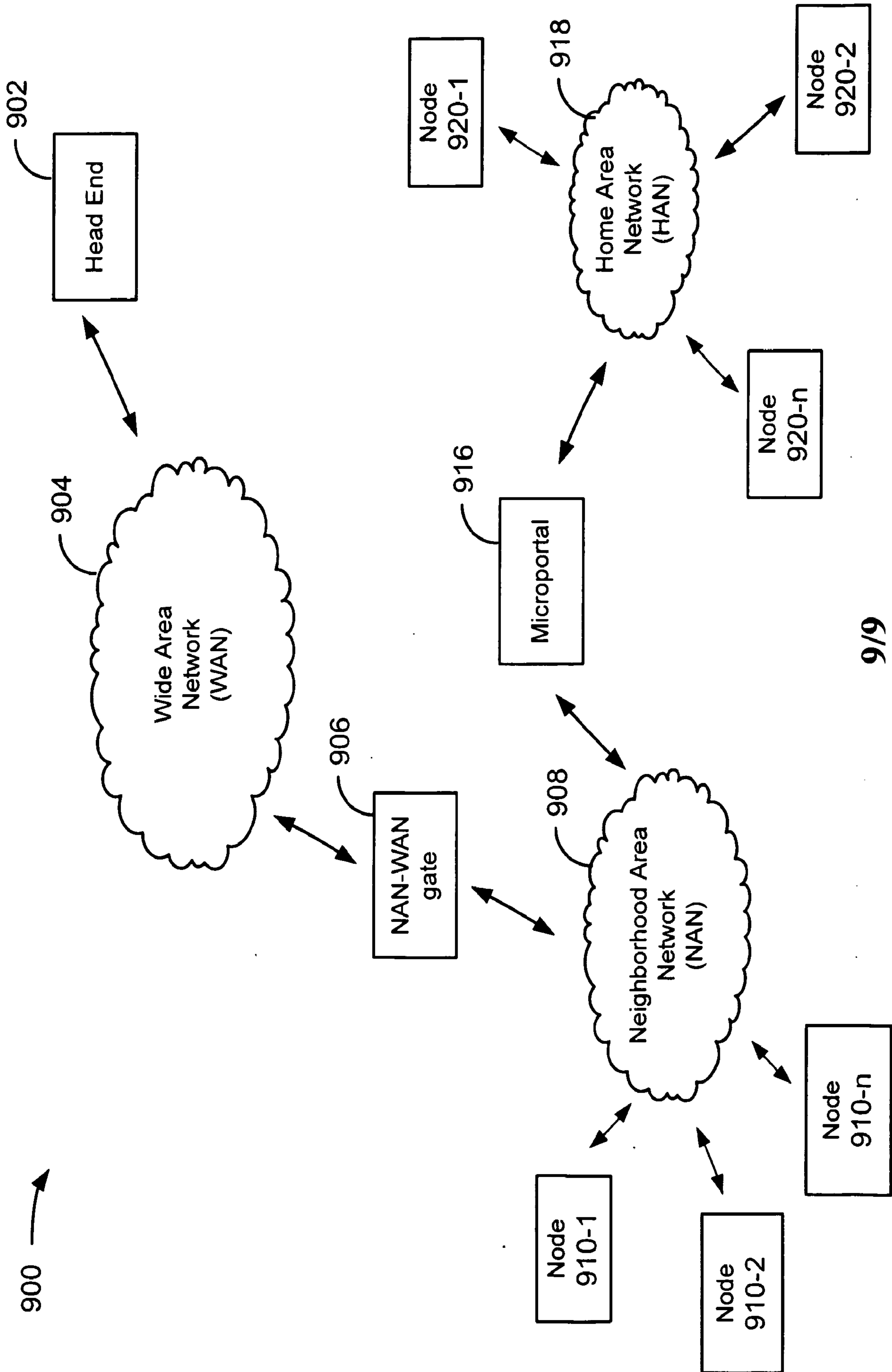
800 →



in home display
804

8/9

FIG. 8



9/9

FIG. 9

100 →

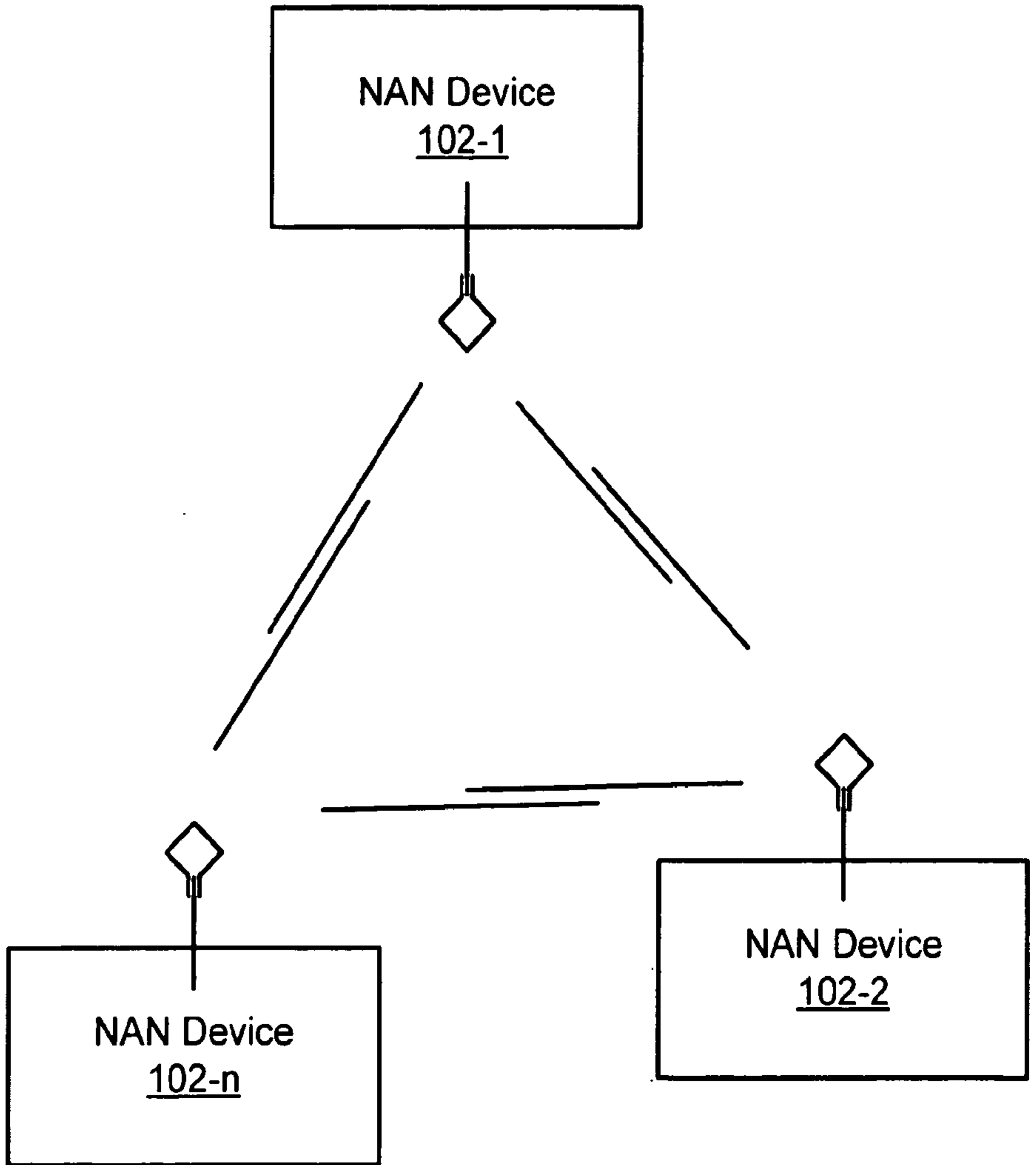


FIG. 1