

H.C. Hart,

Mouse Trap.

No. 110,357.

Patented Dec. 20, 1870.

Fig. 1.

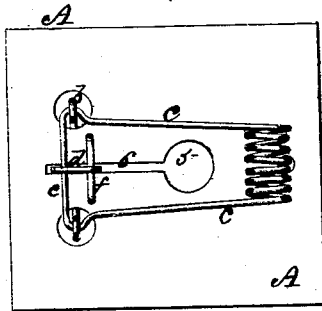


Fig. 2.

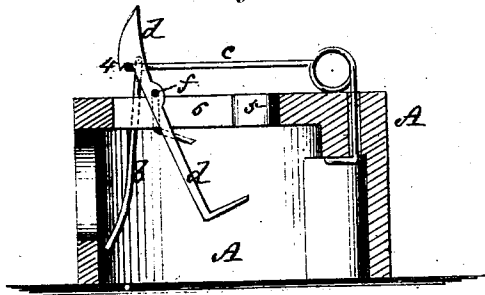
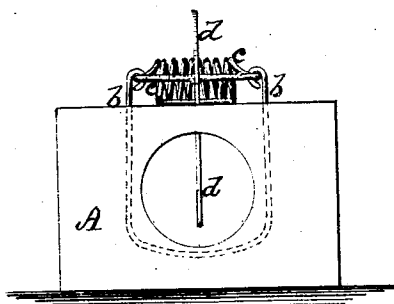


Fig. 3.



Witnesses:
Ed. M. Coffey
J. R. Dechen

Inventor:
H. C. Hart
By atty. J. M. S. Tuttle
J. M. S. Tuttle

United States Patent Office.

HUBERT C. HART, OF UNIONVILLE, CONNECTICUT.

Letters Patent No. 110,357, dated December 20, 1870.

IMPROVEMENT IN MOUSE-TRAPS.

The Schedule referred to in these Letters Patent and making part of the same.

To all whom it may concern:

Be it known that I, HUBERT C. HART, of Unionville, of Hartford county, in the State of Connecticut, have invented certain new and useful Improvements in Mouse-Traps; and I do hereby declare that the following is a full and exact description thereof, reference being had to the accompanying drawing making part of this application.

Previous to my invention, a great variety of mouse-traps has been devised, among which is a simple one known as the "wood-choke" trap, which is composed of a block of wood cut out from the side on which it is designed to sit or rest, and pierced on one or more of its other sides with one or more holes, which communicate with the hollow (or cut-out) space, and which serve as entrances for the head of the animal; and immediately inside of such holes are arranged wire yokes, which are drawn suddenly up and choke the animal.

My invention relates particularly to this kind of mouse-trap, and has for its objects to simplify the construction, reduce the cost of manufacture, and render the trap-mechanism more sure in its operation and capable of being more easily "set;" and to these ends

My invention consists in the employment, in connection with the ordinary wire yoke and spring lifter-frame, of a latch-bar or arm pivoted within the space surrounded by the spring-frame, and which operates directly on the latter to hold it, and also serves as the trigger for letting the trap off; as will be presently more fully explained.

To enable those skilled in the art to make and use my invention, I will proceed to describe it more particularly, referring by letters to the accompanying drawing, in which—

Figure 1 is a top view;

Figure 2, a vertical section at $x x$, fig. 1; and

Figure 3, a front view of a single-hole trap embodying my improvements.

In the several figures the same part is designated by the same letter of reference.

A is the wooden portion or body of the trap, which is cut out in the usual manner, and is provided with the wire yoke b and spring lifter-frame c , which parts are made and arranged to operate in the customary way.

In lieu of having a wire tongue pivoted in front of

the frame c , and so arranged as to hold it down, and in turn be held at its inner end by the trigger-bar, as in traps as heretofore made, I provide a trigger-bar or arm d , which I pivot to a wire staple at f , as clearly shown.

This arm d is formed of flat or sheet metal, and with a lip at 4, (see fig. 2,) which catches over and confines or holds down the spring frame c , and the lower end of said arm d is bent and pointed, as shown, in a suitable manner, to adapt it to receive and hold the bait.

The block A is cut out and slotted, as shown at 5 6, to facilitate the placement and attachment of the trigger arm and latch d .

The operation of the trap needs little explanation; when set, as illustrated in the drawing, the frame c (and consequently the yoke b) is held down as shown by the lip 4 of the latch d . The moment the baited (lower) end of said bar d is moved, the front end of frame c will be released from the lip 4, and the said frame, flying suddenly up, will carry with it the yoke b , and catch the mouse by the neck, all in the usual manner.

It will be seen that by having an oscillatory bar d , arranged and operating as described, (acting directly on the frame c .) instead of a hinged tongue to lap over the frame, and a pivoted trigger to catch hold of the tongue, as has been customary, the trap mechanism is not only simplified and made cheaper, but it is rendered capable of being much more conveniently handled and set; and it will also be seen that, by making the catch-bar and trigger all in one piece of flat metal, as shown, it can be very cheaply manufactured.

Having fully explained my improved trap, so that those skilled can make and use my invention,

What I claim therein as new and desire to secure by Letters Patent, is—

In a wood-choker mouse-trap, the combination with the frame or saddle and yoke or choker, of a bait-hook, so constructed and arranged as to engage directly with said saddle, substantially as and for the purposes herein specified.

In testimony whereof I have hereunto set my hand and seal this 17th day of April, 1870.

HUBERT C. HART. [L. S.]

Witnesses:

J. McINTIRE,

E. S. H. CULLY.