



US00D525576S

(12) **United States Design Patent**
Lu

(10) **Patent No.:** **US D525,576 S**

(45) **Date of Patent:** **** Jul. 25, 2006**

(54) **CAR MAT**

(75) **Inventor:** **Michael Lu, Hsin Hwa (TW)**

(73) **Assignee:** **Packy Poda Inc., Hsin Hwa (TW)**

(**) **Term:** **14 Years**

(21) **Appl. No.:** **29/252,011**

(22) **Filed:** **Jan. 17, 2006**

(51) **LOC (8) Cl.** **12-16**

(52) **U.S. Cl.** **D12/203**

(58) **Field of Classification Search** D12/203;
D6/582-586, 592; 296/97.23; 15/215-217;
428/138, 141; 280/163-164.1

See application file for complete search history.

(56)

References Cited

U.S. PATENT DOCUMENTS

- D313,789 S * 1/1991 Thundercloud D12/203
- D432,478 S * 10/2000 Lu D12/203
- D457,845 S * 5/2002 Kraines D12/203
- D471,850 S * 3/2003 Kraines D12/203

- D499,057 S * 11/2004 Laffleur D12/203
- D511,487 S * 11/2005 Lu D12/203
- D511,732 S * 11/2005 Hussaini et al. D12/203
- D513,216 S * 12/2005 Hussaini et al. D12/203

* cited by examiner

Primary Examiner—Stacia Cadmus

(74) *Attorney, Agent, or Firm*—Alan D. Kamrath; Nikolai & Mersereau, P.A.

(57)

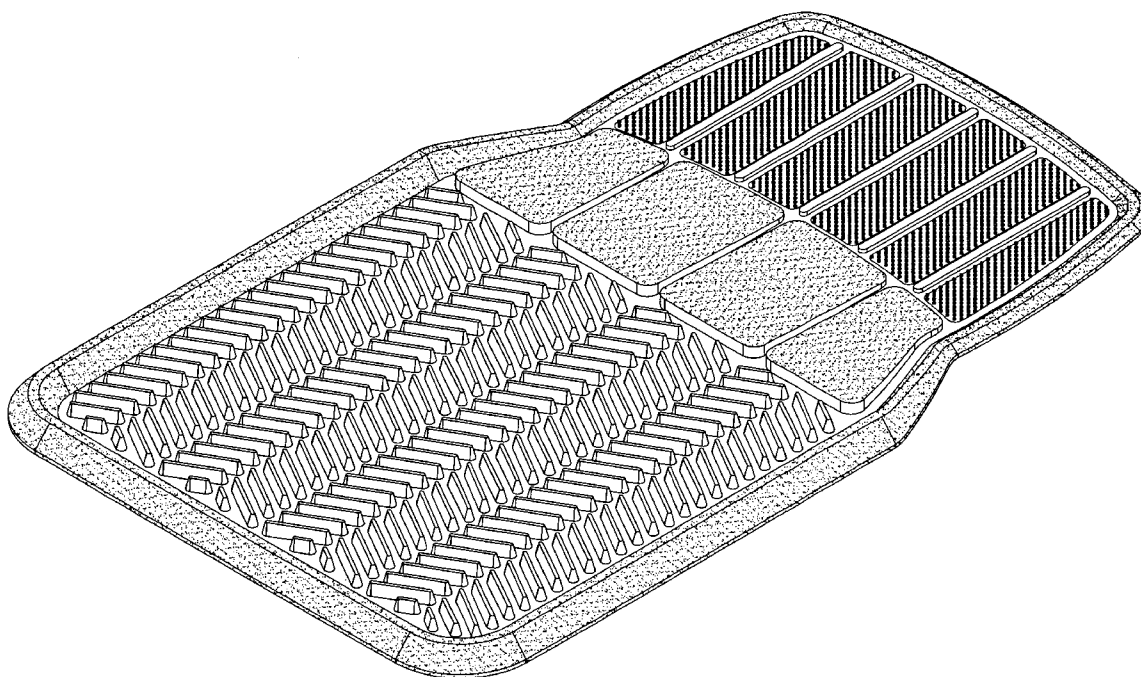
CLAIM

The ornamental design for a car mat, as shown and described.

DESCRIPTION

FIG. 1 is a perspective view of a car mat showing my design; FIG. 2 is a front elevational view thereof; FIG. 3 is a rear elevational view thereof; FIG. 4 is a left side elevational view thereof; FIG. 5 is a right side elevational view thereof; FIG. 6 is a top plan view thereof; and, FIG. 7 is a bottom plan view thereof.

1 Claim, 5 Drawing Sheets



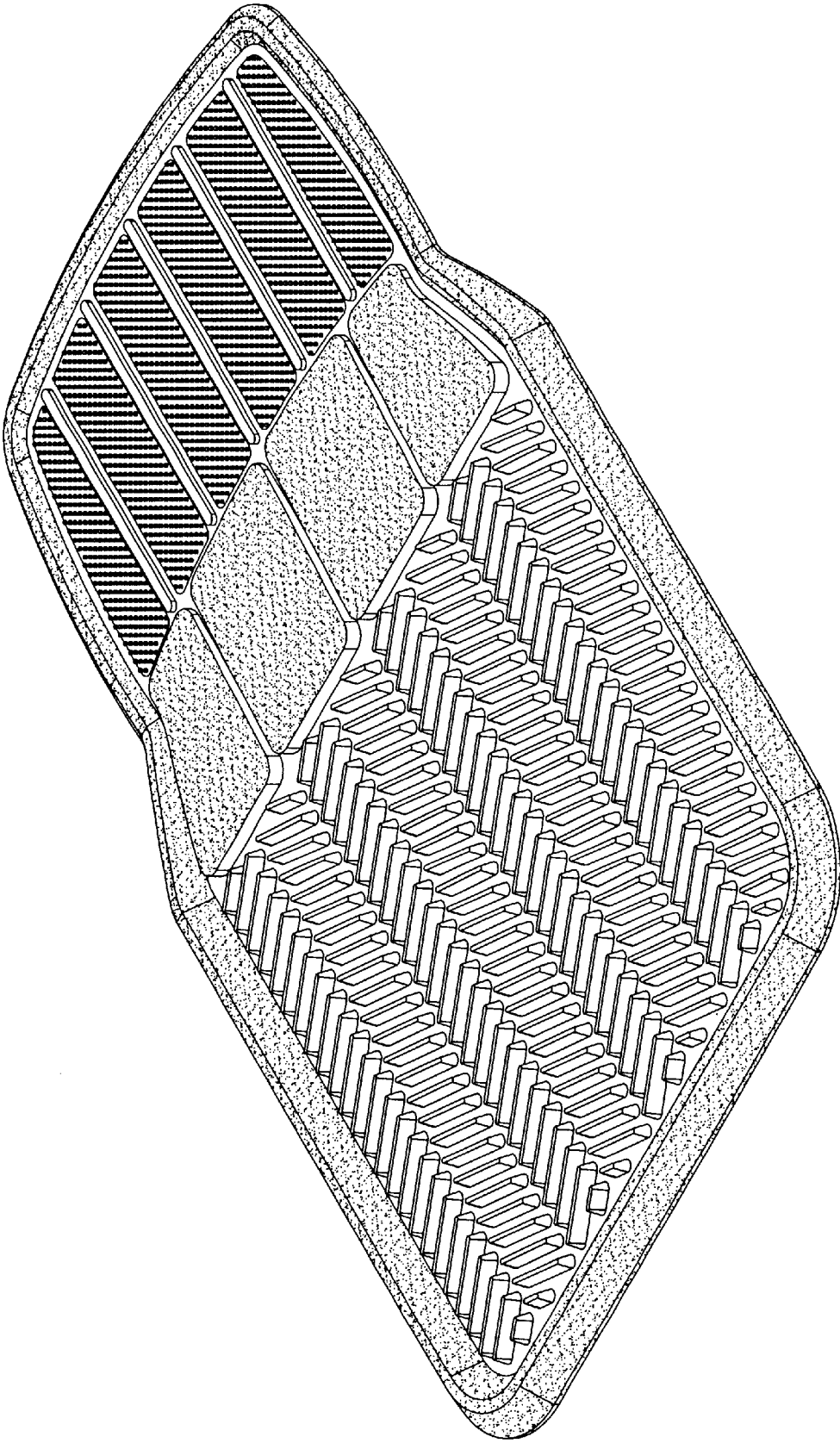


FIG. 1




FIG. 2



FIG. 3



FIG. 4



FIG. 5

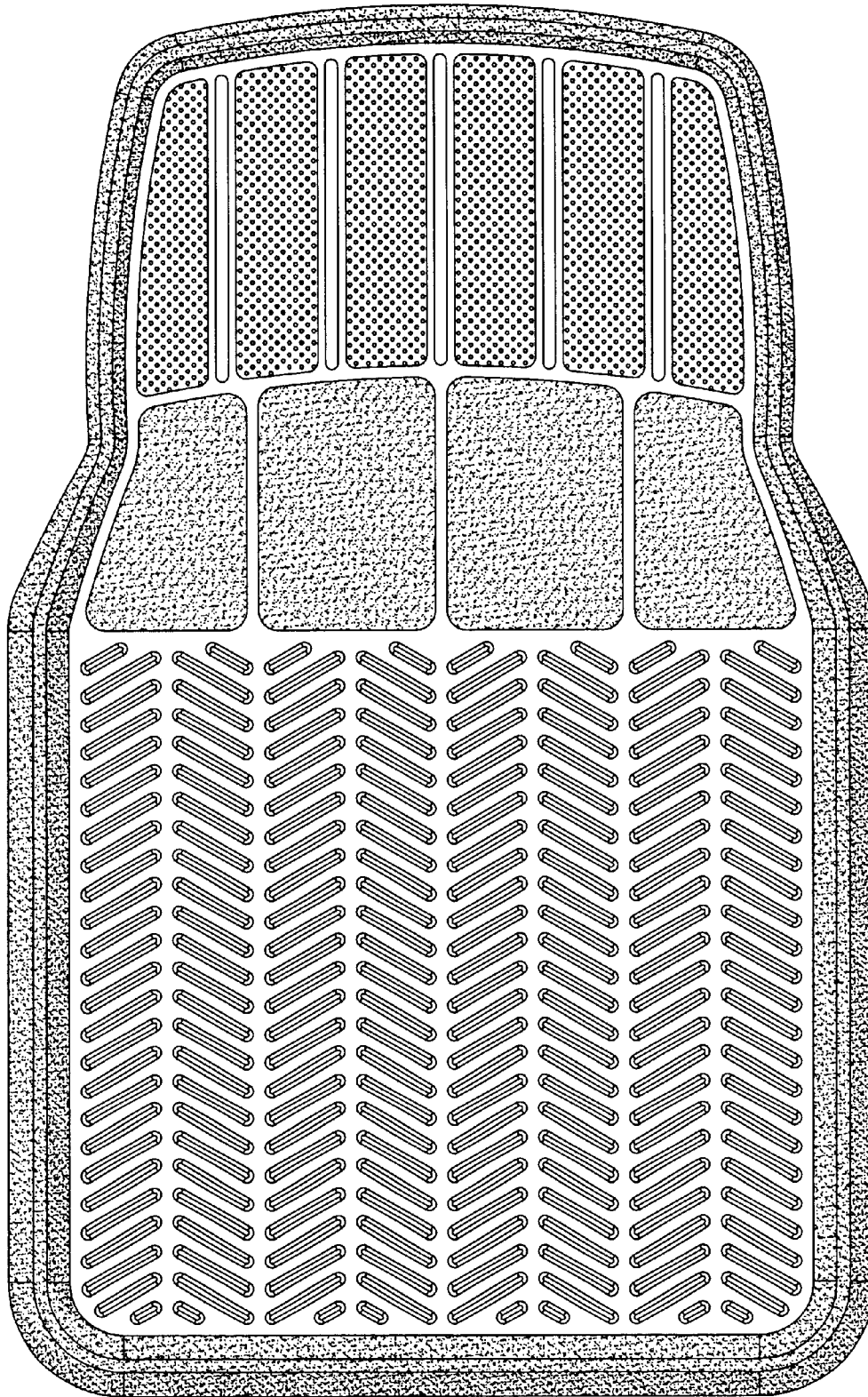


FIG. 6

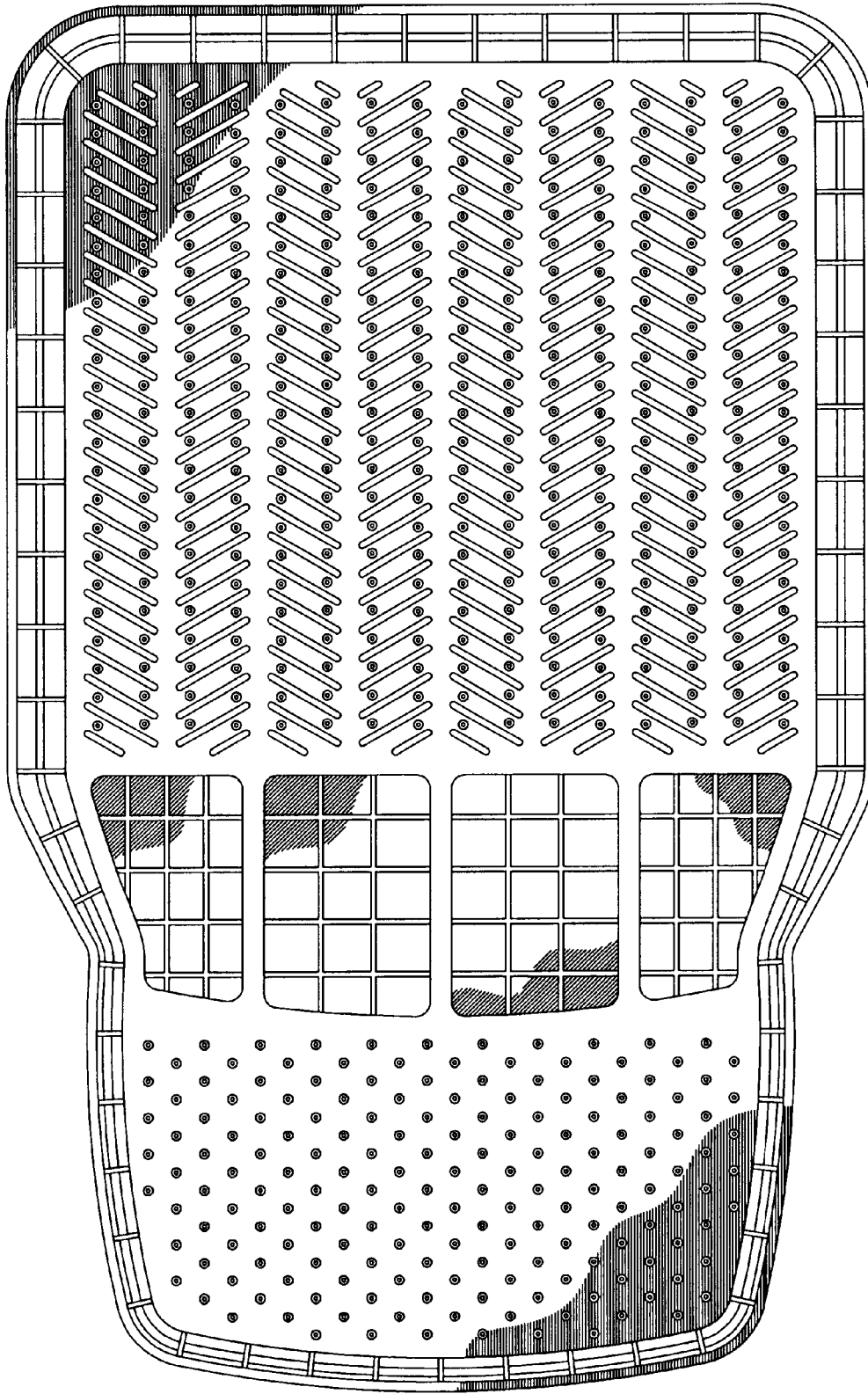


FIG. 7