



US00D719945S

(12) **United States Design Patent**  
**Chiang et al.**

(10) **Patent No.:** **US D719,945 S**

(45) **Date of Patent:** **\*\* Dec. 23, 2014**

(54) **COVER**

(75) Inventors: **Meng-Sheng Chiang**, Taoyuan County (TW); **Shih-Hsun Ou**, Taoyuan County (TW); **Chen Pang Chuang**, Taoyuan County (TW)

(73) Assignee: **HTC Corporation**, Taoyuan County (TW)

(\*\*) Term: **14 Years**

(21) Appl. No.: **29/417,095**

(22) Filed: **Mar. 30, 2012**

(51) **LOC (10) Cl.** ..... **14-03**

(52) **U.S. Cl.**  
USPC ..... **D14/250**

(58) **Field of Classification Search**

USPC ..... D14/250–253, 440, 203.3–203.7, 217, D14/496, 248, 238.1, 240, 447, 341–347, D14/444; D13/103, 107–108, 119; D3/201, D3/218, 247, 269, 273, 301, 303; 248/176.3, 188.8, 309.1, 371, 668; 361/220, 379.01, 679.01, 679.02, 361/679.09, 679.21, 679.25, 679.3, 679.4, 361/679.56, 679.57, 759, 807, 816; 379/433.11, 451, 455; 455/556.1, 557, 455/566, 575.1, 575.2, 575.8; 206/37, 45.2, 206/305, 320, 216; 320/108, 115; 429/96; 220/4.02; 150/165; 174/50; 235/41, 235/375, 462; 312/223.1; 396/535

See application file for complete search history.

(56) **References Cited**

U.S. PATENT DOCUMENTS

D382,004 S \* 8/1997 Bucci et al. .... D16/330  
D451,492 S \* 12/2001 Stuntz et al. .... D14/168  
D451,495 S \* 12/2001 McGurty ..... D14/214  
D523,864 S \* 6/2006 Chen et al. .... D14/444

D526,322 S \* 8/2006 Chen et al. .... D14/444  
D537,071 S \* 2/2007 Chen ..... D14/215  
D590,156 S \* 4/2009 de Vries-Peters ..... D3/303  
D592,201 S \* 5/2009 Shi ..... D14/248  
D594,002 S \* 6/2009 Kettula ..... D14/240  
D631,463 S 1/2011 Kim et al.  
D651,189 S 12/2011 Tsai et al.  
D660,277 S 5/2012 Park et al.  
D665,374 S 8/2012 Park et al.

FOREIGN PATENT DOCUMENTS

TW D129926 7/2009

OTHER PUBLICATIONS

“Notice of Allowance of Taiwan counterpart application” issued on Jan. 10, 2013, p. 1-p. 5.

\* cited by examiner

*Primary Examiner* — Randall Gholson

(74) *Attorney, Agent, or Firm* — Jianq Chyun IP Office

(57) **CLAIM**

The ornamental design for a cover, as shown and described.

**DESCRIPTION**

FIG. 1 is a front perspective view of our design for a cover; FIG. 2 is a front view thereof; FIG. 3 is a rear view thereof; FIG. 4 is a left side view thereof; FIG. 5 is a right side view thereof; FIG. 6 is a top view thereof; FIG. 7 is a bottom view thereof; and, FIG. 8 is an enlarged front partial view taken from an indicated portion of FIG. 1. The additional surface shading shown in FIG. 8 and not shown in the other views is shown for ease of illustration.

The broken lines shown in the drawings show unclaimed subject matter only and form no part of the claimed design.

**1 Claim, 6 Drawing Sheets**

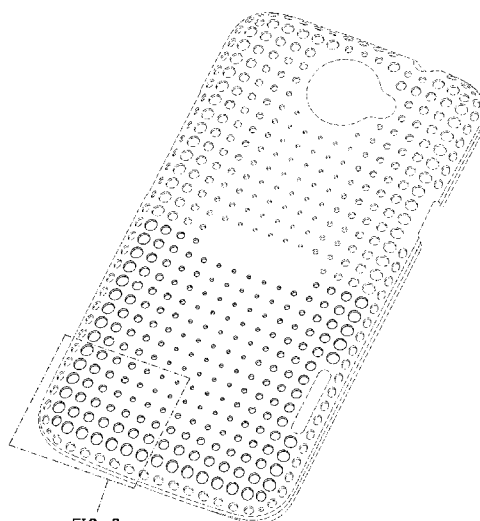


FIG. 8



FIG. 8

FIG. 1




FIG. 2

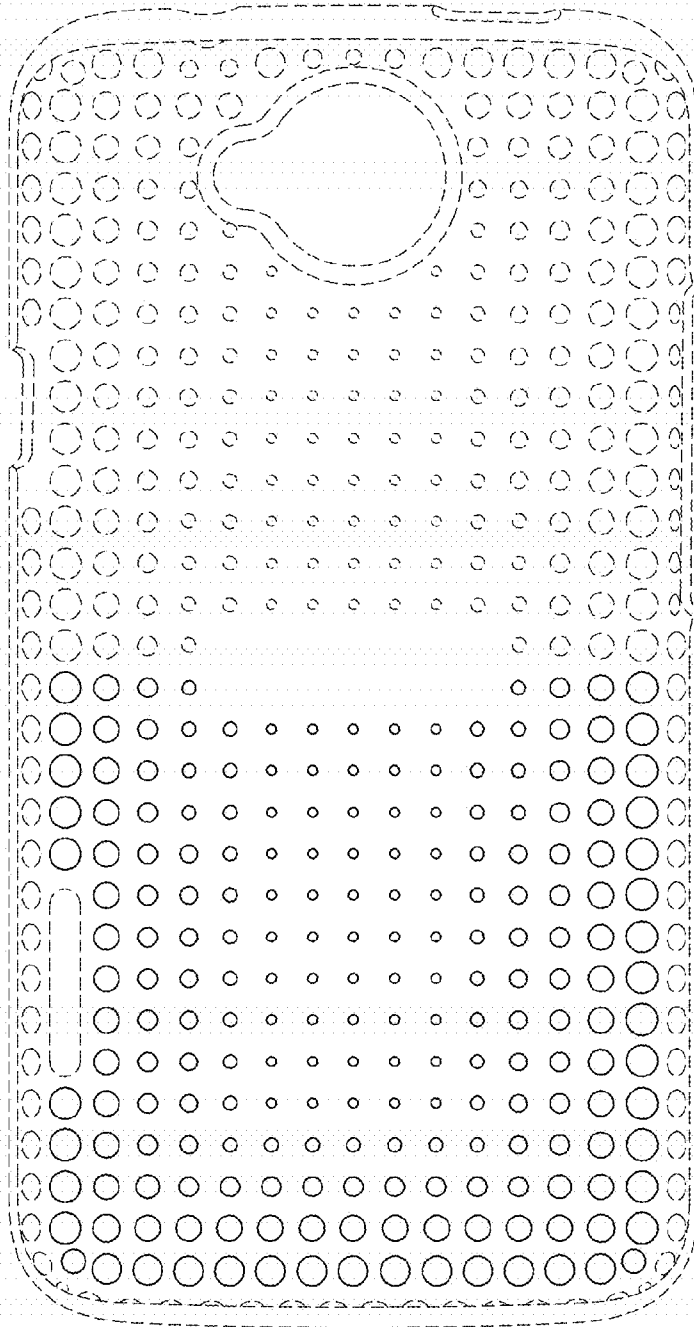


FIG. 3



FIG. 4




FIG. 5




FIG. 6



FIG. 7

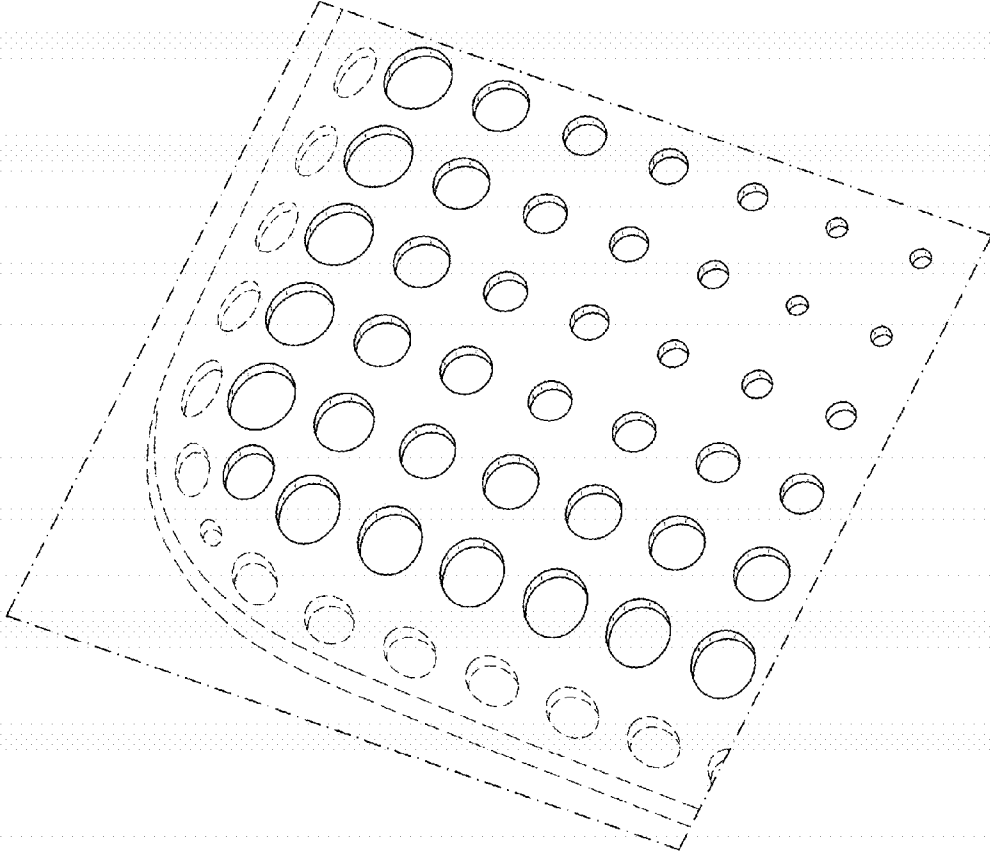


FIG. 8