



US00D577243S

(12) **United States Design Patent**
Swedenburg

(10) **Patent No.:** **US D577,243 S**

(45) **Date of Patent:** **** Sep. 23, 2008**

(54) **SEAT COVER**

D532,641 S * 11/2006 Springer D6/611
D553,894 S * 10/2007 Springer D6/611

(76) Inventor: **Steve Swedenburg**, 2305 N. Garfield,
Little Rock, AR (US) 72207

* cited by examiner

(**) Term: **14 Years**

Primary Examiner—Louis S Zarfaz

Assistant Examiner—David G Muller

(21) Appl. No.: **29/305,465**

(74) *Attorney, Agent, or Firm*—QuickPatents, Inc.; Kevin Prince

(22) Filed: **Mar. 20, 2008**

(57) **CLAIM**

(51) **LOC (8) Cl.** **06-13**

I claim the ornamental design for a seat cover, as shown and described.

(52) **U.S. Cl.** **D6/611**

(58) **Field of Classification Search** D6/611,

D6/610, 616, 615, 334, 491, 500-502; 297/228.1,
297/228.11, 229, 219.12, 220, 224; 5/653

See application file for complete search history.

DESCRIPTION

(56) **References Cited**

FIG. 1 is a perspective view of a seat cover, showing my new design;

FIG. 2 is a front elevational view of the invention;

FIG. 3 is a rear elevational view of the invention;

FIG. 4 is a left-side elevational view of the invention, the right-side elevational view being a mirror image thereof;

FIG. 5 is a top plan view of the invention; and,

FIG. 6 is a bottom plan view of the invention.

The broken line showing a car seat in FIG. 1 is included for the purpose of illustrating a seat cover and forms no part of the claimed design.

U.S. PATENT DOCUMENTS

D303,473 S *	9/1989	Sheinman	D6/611
D331,346 S *	12/1992	Gayden	D6/611
D359,411 S *	6/1995	Wade	D6/610
D416,430 S *	11/1999	Di Genova	D6/611
D421,544 S *	3/2000	Thomas-Scruggs	D6/611
D444,982 S *	7/2001	LaConte	D6/611
D448,597 S *	10/2001	Coblentz	D6/611
D473,090 S *	4/2003	Trucchi	D6/611
D491,761 S *	6/2004	Nilsen	D6/611
D504,271 S *	4/2005	Springer	D6/611
D507,144 S *	7/2005	Springer	D6/611

1 Claim, 3 Drawing Sheets





FIG. 1



FIG. 2

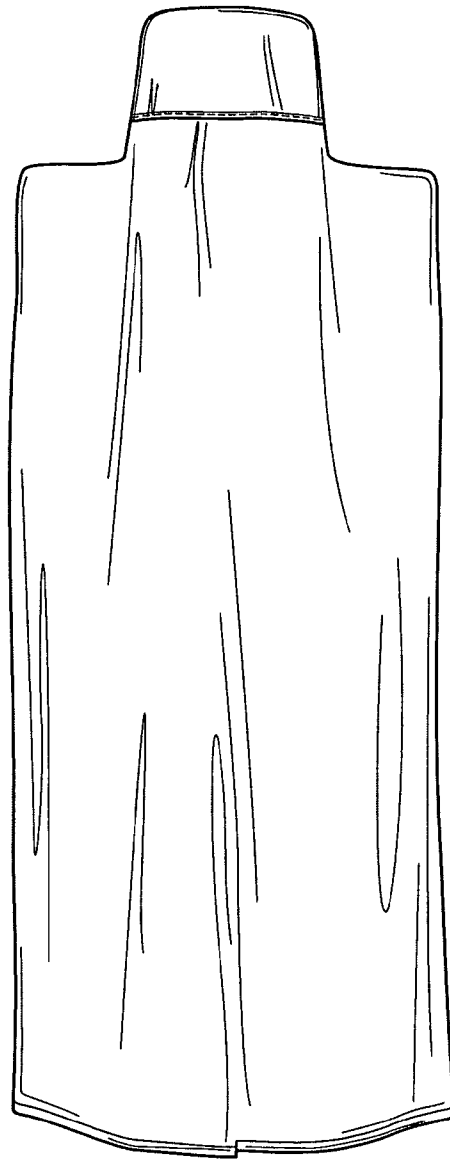


FIG. 3



FIG. 4




FIG. 5




FIG. 6