United States Patent [19]

Yoshikawa

[11] **Des. 250,955**

[45] ** **Jan. 30, 1979**

[54] **TELEPHONE UNIT**

[75] Inventor: **Hironori Yoshikawa**, Hirakata, Japan

[73] Assignee: **Iwatsu Electric Co. Ltd.**, Tokyo, Japan

[**] Term: **14 Years**

[21] Appl. No.: **725,291**

[22] Filed: **Aug. 30, 1976**

[51] **Int. Cl.** ..... **D14—03**

[52] **U.S. Cl.** **D14/58**; D14/53

[58] **Field of Search** ..... D14/53, 58; 179/100 R, 179/100 C, 100 D, 90, 178, 179

[56] **References Cited**

U.S. PATENT DOCUMENTS

D. 229,193	11/1973	Ishikawa	D14/53
D. 232,230	7/1974	Davis et al.	D14/58
D. 233,764	11/1974	Marchese	D14/58
D. 234,520	3/1975	Marchese	D14/58

Primary Examiner—Bernard Ansher

Attorney, Agent, or Firm—Norman F. Oblon

[57] **CLAIM**

The ornamental design for a telephone unit, as shown and described.

DESCRIPTION

FIG. **1** is a top plan view of a telephone unit showing my new design;

FIG. **2** is a front elevation thereof;

FIG. **3** is a bottom plan view;

FIG. **4** is a rear elevation thereof;

FIG. **5** is a right side elevation thereof;

FIG. **6** is a left side elevation thereof;

FIG. **7** is a top plan view of a modified embodiment of the telephone unit illustrated in FIG. **1**; and

FIG. **8** is a top plan view of a further modified embodiment of the telephone unit illustrated in FIG. **1**.

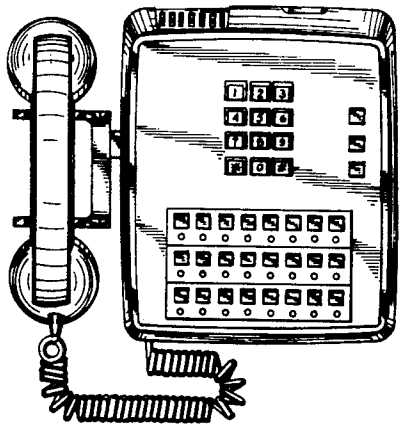





Fig. 3



Fig. 4



Fig. 1

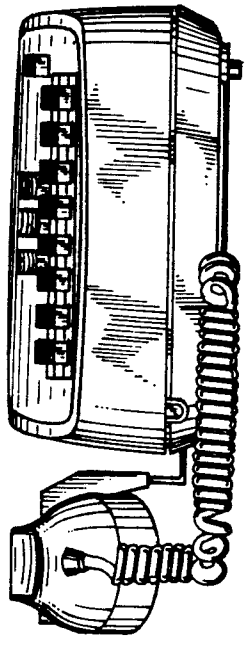

Fig. 2



Fig. 8



Fig. 6



Fig. 7

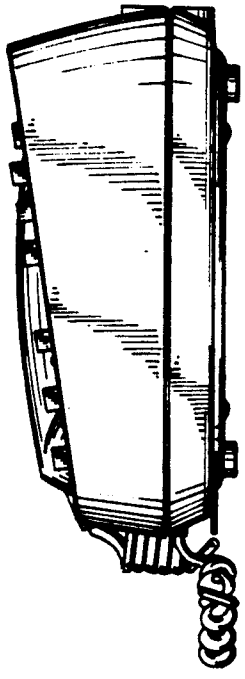

Fig. 5