



US00D455754S

(12) **United States Design Patent** (10) **Patent No.:** **US D455,754 S**
Gant et al. (45) **Date of Patent:** **** Apr. 16, 2002**

(54) **FRONT PANEL FOR AN ELECTRONIC DEVICE**

D360,628 S * 7/1995 Nogas D14/445
D433,418 S * 11/2000 Newman et al. D14/444

(75) Inventors: **Scott R. Gant; Ty S. Rarick**, both of Houston; **Keith J. Kuehn**, Spring, all of TX (US)

* cited by examiner

Primary Examiner—Freda Nunn
(74) *Attorney, Agent, or Firm*—Fletcher, Yoder & Van Someren

(73) Assignee: **Compaq Computer Corporation**, Houston, TX (US)

(57) **CLAIM**

(**) Term: **14 Years**

The ornamental design for a front panel for an electronic device, as shown and described.

(21) Appl. No.: **29/134,596**

DESCRIPTION

(22) Filed: **Dec. 22, 2000**

(51) **LOC (7) Cl.** **14-02**

(52) **U.S. Cl.** **D14/446**

(58) **Field of Search** D14/441-446,
D14/450; D13/162, 184, 199; 312/223.1-223.3;
361/680-686; D20/42

FIG. 1 is a front perspective view of a front panel for an electronic device in accordance with our design; FIG. 2 is a front elevational view thereof; FIG. 3 is a top view thereof; FIG. 4 is a bottom view thereof; and, FIG. 5 is a left side view thereof, the right side being a mirror image of the left side.

The broken lines provided in the above views are used to indicate environmental structure and form no part of the design.

(56) **References Cited**

U.S. PATENT DOCUMENTS

D283,894 S * 5/1986 Gubser et al. D14/446
D345,733 S * 4/1994 Aderman D14/445

1 Claim, 2 Drawing Sheets

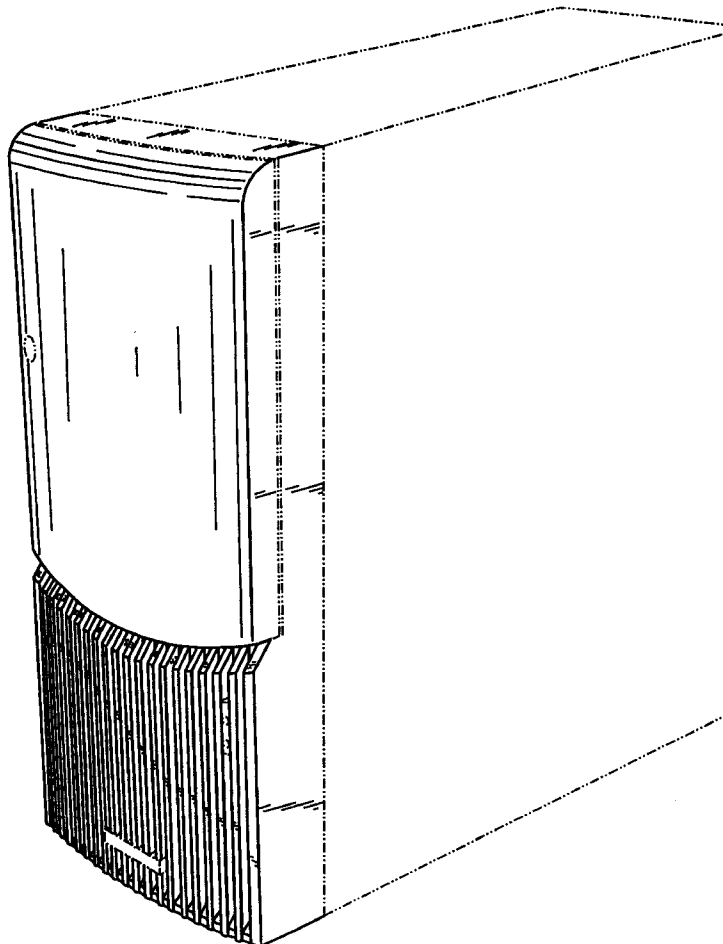


FIG. 1

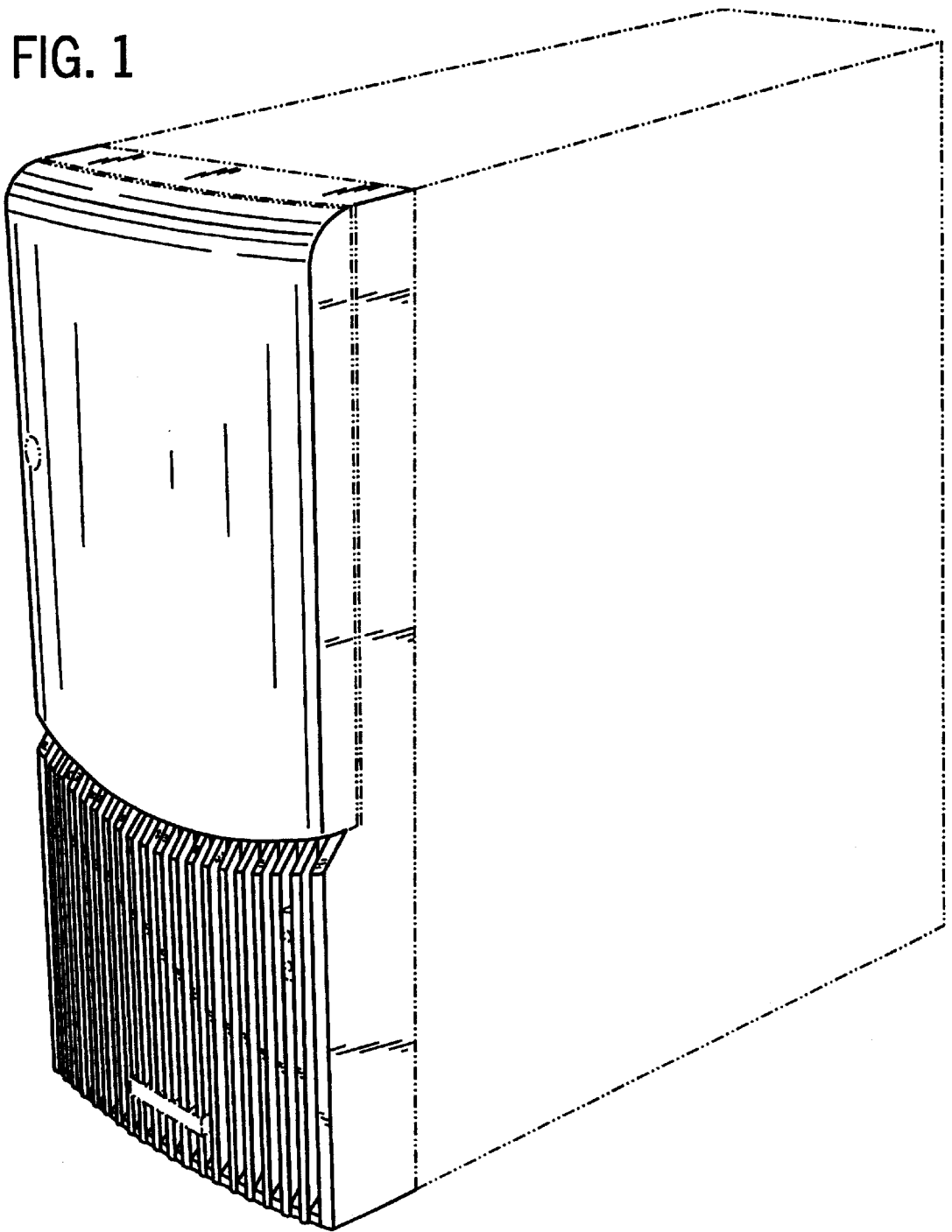


FIG. 3

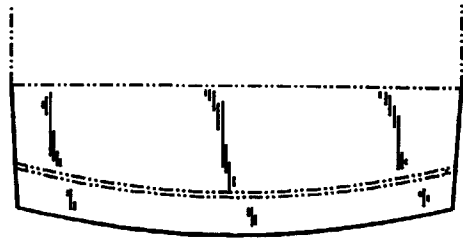


FIG. 2

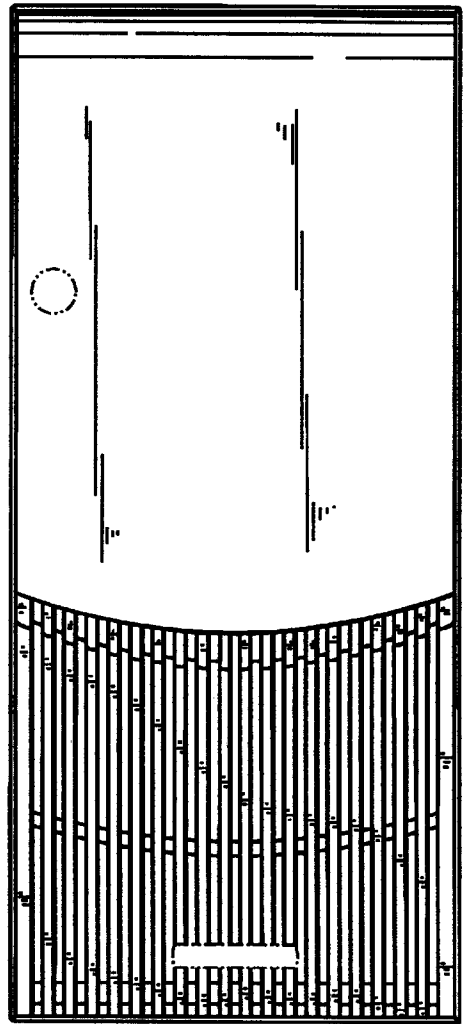


FIG. 5

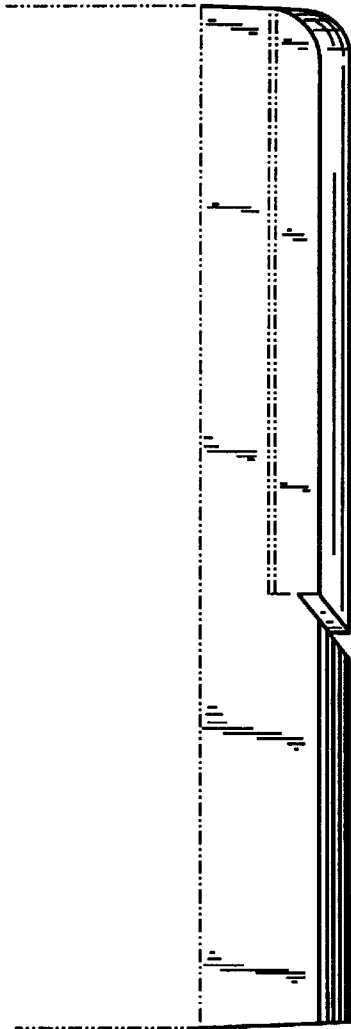


FIG. 4

