

(12) STANDARD PATENT
(19) AUSTRALIAN PATENT OFFICE

(11) Application No. **AU 2014347246 B2**

(54) Title
Layered or mixed sorbent bed protective filtration device

(51) International Patent Classification(s)
B01D 24/12 (2006.01) **B01D 46/00** (2006.01)
B01D 27/02 (2006.01) **B01J 20/06** (2006.01)
B01D 27/14 (2006.01) **A62B 19/00** (2006.01)
B01D 39/20 (2006.01)

(21) Application No: **2014347246** (22) Date of Filing: **2014.08.19**

(87) WIPO No: **WO15/069357**

(30) Priority Data

(31) Number	(32) Date	(33) Country
61/868,170	2013.08.21	US

(43) Publication Date: **2015.05.14**

(44) Accepted Journal Date: **2016.11.24**

(71) Applicant(s)
3M Innovative Properties Company;US Army ECBC;Joseph Rossin

(72) Inventor(s)
Rossin, Joseph A.;Billingsley, Britton G.;Brey, Larry A.;Buechter, William F.;Legare, Pierre;Maanum, Derek M.;Peterson, Gregory W.

(74) Agent / Attorney
FPA Patent Attorneys Pty Ltd, Level 43 101 Collins Street, Melbourne, VIC, 3000

(56) Related Art
US 6344071 B1



(51) International Patent Classification:

B01J 20/06 (2006.01) **B01D 27/02** (2006.01)
B01D 39/20 (2006.01) **B01D 27/14** (2006.01)
B01D 46/00 (2006.01) **A62B 19/00** (2006.01)

(21) International Application Number:

PCT/US2014/051597

(22) International Filing Date:

19 August 2014 (19.08.2014)

(25) Filing Language:

English

(26) Publication Language:

English

(30) Priority Data:

61/868,170 21 August 2013 (21.08.2013) US

(71) Applicants: **3M INNOVATIVE PROPERTIES COMPANY** [US/US]; 3M Center, Post Office Box 33427, Saint Paul, Minnesota 55133-3427 (US). **US ARMY ECBC** [US/US]; Attn: RDCB-D, 5183 Blackhawk Road, Aberdeen Proving Ground, Maryland 21010 (US).

(72) Inventor; and

(71) Applicant: **ROSSIN, Joseph A.** [US/US]; 1308 Deerlick Drive, Columbus, Ohio 43228 (US).

(72) Inventors: **BILLINGSLEY, Britton G.**; 3M Center, Post Office Box 33427, Saint Paul, Minnesota 55133-3427 (US). **BREY, Larry A.**; 3M Center, Post Office Box 33427, Saint Paul, Minnesota 55133-3427 (US). **BUECHTER, William F.**; 5738 Walcott Avenue, Fairfax, Virginia 22030 (US). **LEGARE, Pierre**; 1840 Oxford Street East, London, Ontario N5V 3R6 (CA). **MAANUM, Derek M.**; 3M Center, Post Office Box 33427, Saint Paul, Minnesota 55133-3427 (US). **PETERSON, Gregory W.**; 4253 Goodson Court, Belcamp, Maryland 21017 (US).

(74) Agents: **GOVER, Melanie G.**, et al.; 3M Center Office of Intellectual Property Counsel, Post Office Box 33427, Saint Paul, Minnesota 55133-3427 (US).

(81) Designated States (unless otherwise indicated, for every kind of national protection available): AE, AG, AL, AM, AO, AT, AU, AZ, BA, BB, BG, BH, BN, BR, BW, BY, BZ, CA, CH, CL, CN, CO, CR, CU, CZ, DE, DK, DM, DO, DZ, EC, EE, EG, ES, FI, GB, GD, GE, GH, GM, GT, HN, HR, HU, ID, IL, IN, IR, IS, JP, KE, KG, KN, KP, KR, KZ, LA, LC, LK, LR, LS, LT, LU, LY, MA, MD, ME, MG, MK, MN, MW, MX, MY, MZ, NA, NG, NI, NO, NZ, OM, PA, PE, PG, PH, PL, PT, QA, RO, RS, RU, RW, SA, SC, SD, SE, SG, SK, SL, SM, ST, SV, SY, TH, TJ, TM, TN, TR, TT, TZ, UA, UG, US, UZ, VC, VN, ZA, ZM, ZW.

(84) Designated States (unless otherwise indicated, for every kind of regional protection available): ARIPO (BW, GH, GM, KE, LR, LS, MW, MZ, NA, RW, SD, SL, ST, SZ, TZ, UG, ZM, ZW), Eurasian (AM, AZ, BY, KG, KZ, RU, TJ, TM), European (AL, AT, BE, BG, CH, CY, CZ, DE, DK, EE, ES, FI, FR, GB, GR, HR, HU, IE, IS, IT, LT, LU, LV, MC, MK, MT, NL, NO, PL, PT, RO, RS, SE, SI, SK, SM, TR), OAPI (BF, BJ, CF, CG, CI, CM, GA, GN, GQ, GW, KM, ML, MR, NE, SN, TD, TG).

Declarations under Rule 4.17:

- as to applicant's entitlement to apply for and be granted a patent (Rule 4.17(ii))
- as to the applicant's entitlement to claim the priority of the earlier application (Rule 4.17(iii))

Published:

- with international search report (Art. 21(3))

[Continued on next page]

(54) Title: LAYERED OR MIXED SORBENT BED PROTECTIVE FILTRATION DEVICE

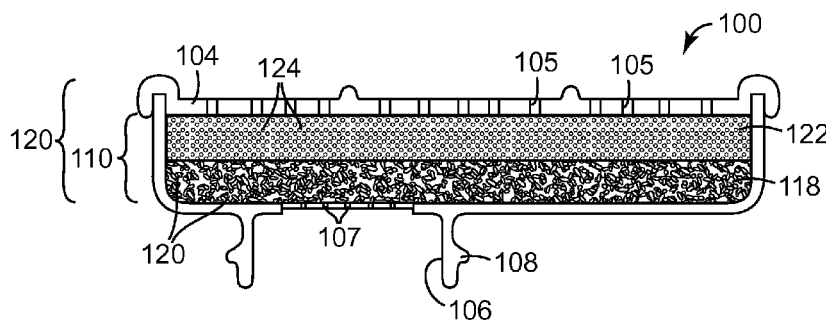


FIG. 1

(57) Abstract: A filtration device (100, 300) including - a fluid-impermeable housing (102, 302, 502) having a gas inlet (104, 304, 504) and outlet (106, 306, 506), and - containing within the housing first filter media (118, 518) particles (120, 320, 520) of an extended surface area substrate and containing at least one metal impregnant, and second filter media (122, 522) particles (124, 324, 524) of an extended surface area zirconium hydroxide substrate and zinc (hydr)oxide. The device may be used in atmospheres containing various harmful gases, and may provide particularly useful improvements in NO_x breakthrough times compared to a device containing only the first filter media particles or only the second filter media particles.



WO 2015/069357 A3



— *before the expiration of the time limit for amending the claims and to be republished in the event of receipt of amendments (Rule 48.2(h))*

(88) Date of publication of the international search report:
2 July 2015

LAYERED OR MIXED SORBENT BED PROTECTIVE FILTRATION DEVICE**Statement Regarding Federally Sponsored Research or Development**

[0001] This invention was made with government support under contract number W911SR-
5 09-C-0037 awarded by the U.S. Army Research, Development and Engineering Command
(RDECOM). The government has certain rights in the invention.

Technical Field

[0002] This invention relates to filter media used to remove contaminants from respiratory
10 air.

Background

[0003] Extended surface area substrate particles, such as activated carbon, alumina, zeolites,
and the like, are widely used in air filtration because of their ability to remove a wide range of
15 contaminants from the air. The highly porous structure of these materials provides a high
surface area that is very suitable for filtration purposes. In the case of activated carbon, the
porosity results from controlled oxidation during the “activation” stage of manufacture.

[0004] The ability of such carbon to remove contaminants from air generally involves direct
absorption and depends on molecular-scale interactions between a gaseous molecule and the
20 carbon surface. The extent of this interaction may depend upon factors including the physical
and chemical surface characteristics of the carbon, the molecular shape and size of the gaseous
compound, the concentration of the gaseous compound in the gas stream to be filtered, residence
time in the carbon bed, temperature, pressure, and the presence of other chemicals. As a rule of
thumb, for a single contaminant, the extent of adsorption is primarily dependent on boiling point.
25 In general, the higher the boiling point, the greater the capacity of carbon to remove the
chemical.

[0005] Accordingly, unimpregnated carbon does not have a great capacity by itself for
removal of lower boiling point gases (including reactive gases) or vapors from air. Treatments
have been devised in which chemicals are incorporated into the carbon to provide improved
30 contaminant removal capabilities. These treatments are generally known as “impregnation”
methods, and the result of such treatment is an “impregnated” carbon.

[0006] The National Institute for Occupational Safety and Health (NIOSH) sets standards for
respirators and respiratory protection from Chemical, Biological, Radiological, and Nuclear
(CBRN) Agents. NIOSH CBRN standards for operational and escape type filters typically

require that an approved device remove biological and other particulates, as well as a list of 10 gases selected to represent families of toxic compounds. The 10 NIOSH gases are sulfur dioxide (SO₂), hydrogen sulfide (H₂S), formaldehyde (H₂CO), ammonia (NH₃), hydrogen cyanide (HCN), cyanogen chloride (ClCN, or CK), phosgene (COCl₂), cyclohexane (C₆H₁₂), nitrogen dioxide (NO₂) and phosphine (PH₃). Typically, filters meeting NIOSH standards have been constructed using a carbon capable of removing all such gases, or by using layers of carbons that collectively remove all of the listed classes of compounds. Usually one of the listed gases drives the need for increased amounts of granular sorbent material. In the case of current carbon technologies, this gas is often ammonia or sulfur dioxide.

10

Summary of the Invention

[0007] It would be highly desirable to improve the performance of current industrial replaceable canister/filter assemblies with respect to the protection provided against target gases. Although the applicable standards are in many cases performance standards rather than design standards, nonetheless it is desirable to minimize the overall canister/filter volume and depth. Doing so helps preserve a user's field of view and limits the overall canister/filter assembly weight and the leverage it may exert on the user's neck muscles when worn.

15

[0008] We have found that useful performance improvements may be obtained by replacing the current all-impregnated carbon fill in typical canister/filter assemblies with a novel filter media combination. Accordingly, the present invention provides, in one aspect, a filtration device comprising:

20

- a) a fluid-impermeable housing having a gas inlet and outlet; and
- b) disposed within the housing a plurality of first filter media particles comprising an extended surface area substrate comprising at least one metal impregnant, and a plurality of second filter media particles comprising an extended surface area zirconium hydroxide substrate and zinc (hydr)oxide.

25

[0009] In a preferred embodiment of such a device, the first and second filter media particles are in distinct layers, *viz.*, as a first layer comprising a plurality of first filter media particles comprising an extended surface area substrate comprising at least one metal impregnant, and as a second layer comprising a plurality of second filter media particles comprising an extended surface area zirconium hydroxide substrate and zinc (hydr)oxide.

30

[0010] The present invention provides, in another aspect, a method for making a filtration device, which method comprises:

- a) providing a fluid-impermeable housing having a gas inlet and outlet;

- b) disposing in the housing a plurality of first filter media particles comprising an extended surface area substrate comprising at least one metal impregnant, and a plurality of second filter media particles comprising an extended surface area zirconium hydroxide substrate and zinc (hydr)oxide.

5 [0011] A preferred embodiment of such method involves disposing the first and second filter media particles in the housing in distinct layers, *viz.*, as a first layer comprising a plurality of first filter media particles comprising an extended surface area substrate comprising at least one metal impregnant, and a second layer comprising a plurality of second filter media particles comprising an extended surface area zirconium hydroxide substrate and zinc (hydr)oxide.

10 [0012] The disclosed filtration device and method may be used for personal or collective protection. For example, the disclosed method may be used to fabricate personal respiratory protection devices (including passive air purifying or nonpowered respirators, as well as powered air respirators), and to fabricate collective protection devices (including HVAC filters and vehicle filters) for buildings, vehicles and other places where people reside, work or gather.

15 The disclosed filtration device and method provide particularly useful improvements in breakthrough times for nitrogen dioxide, hydrogen sulfide, ammonia and formaldehyde. In a preferred embodiment, the replaceable canister/filter breakthrough times for nitrogen dioxide, hydrogen sulfide and formaldehyde are synergistically improved compared to the observed breakthrough times for a canister/filter having the same internal volume but filled only with the first filter media particles or filled only with the second filter media particles.

20 [0013] These and other aspects of the invention will be apparent from the detailed description below. In no event, however, should the above summaries be construed as limitations on the claimed subject matter, which subject matter is defined solely by the attached claims, as may be amended during prosecution.

25

Brief Description of the Drawing

[0014] **Fig. 1** is a schematic cross-sectional view of an exemplary filtration device according to the present disclosure;

30 [0015] **Fig. 2** is a perspective view of an exemplary personal respirator including an exemplary filtration device according to the present disclosure;

[0016] **Fig. 3** is a schematic cross-sectional view of another exemplary filtration device according to the present disclosure;

[0017] **Fig. 4** is a perspective view of another exemplary personal respirator including an exemplary filtration device according to the present disclosure;

[0018] Fig. 5 is a schematic view, partially in cross-section, of an exemplary collective protection device according to the present disclosure; and

[0019] Fig. 6 through Fig. 8 are graphs comparing the performance against various target gases of canister/filter housings filled only with the first filter media particles, filled only with the second filter media particles or filled with equal-depth layers (before compression) of the first and second filter media particles.

[0020] Like reference symbols in the various figures of the drawing indicate like elements. The elements in the drawing are not necessarily to scale.

Detailed Description

[0021] The term “amine-functional material” means a material containing at least one nitrogen atom possessing a lone pair of electrons. More preferably, the term “amine-functional material” means an organic material comprising a nitrogen bound to three moieties, wherein at least one of the moieties is not hydrogen. More than one of such moieties bound to the nitrogen may be co-members of a ring structure.

[0022] The term “base” means any material that can combine with a proton (*viz.*, a hydrogen ion) to form a new compound. Water soluble bases yield a pH greater than 7.0 in aqueous solution.

[0023] When used with respect to a particulate material, the term “extended surface area substrate” means particles whose surface, including any pores in such surface, is (preferably at a microscopic level) sufficiently large, irregular or otherwise convoluted such that the particles are capable of being impregnated with at least one metal impregnant such as an elemental metal or metal salt.

[0024] The term “filter media” means a structure (for example, a packed particle bed) or article (for example, a nonwoven web) that can be used to remove one or more contaminants from a flowing gas stream.

[0025] When used with respect to an impregnant, the term “filtering efficacy” means that filter media incorporating the impregnant have a greater capacity to remove a designated contaminant from a flowing gas stream compared to otherwise identical media that lack the impregnant. In preferred embodiments, filtering efficacy means that the impregnant is able to provide filtering protection against a designated contaminant in accordance with a desired governmental regulation, such as a NIOSH standard in the U.S., a CEN standard in Europe, or similar standards elsewhere. An impregnant may have such filtering efficacy either by itself or when used in combination with one or more other impregnant(s).

[0026] When used with respect to a housing for filter media, the term “fluid-impermeable” refers to a structure or material (other than a gas inlet or outlet for such housing) that is sufficiently impermeable to liquids and gases so as to enable satisfactory storage of such filter media prior to use without premature contamination.

5 [0027] When used with respect to a metal compound, the term “(hydr)oxide” refers collectively to oxides, hydroxides and oxyhydroxides of such metal. For example, the term zinc (hydr)oxide refers to zinc oxides, zinc hydroxides and zinc oxyhydroxides.

[0028] The term “impregnant” means a material used for impregnating a filter media substrate.

10 [0029] The term “impregnating” means causing a material or species thereof to be physically, chemically, or ionically provided on or within a filter media substrate. In some embodiments, impregnation may involve contacting a porous or textured solid with a fluid in such a manner so as to enable the fluid to penetrate the pores of the solid or coat the surface of the solid.

15 [0030] The term “material” means a molecular or ionic substance.

[0031] When used with respect to a filtration device, the term “porous” refers to a structure or article that is sufficiently permeable to gases so as to be useable for filtering gases entering a personal respiratory device or for filtering gases entering an area in which people reside, work or gather.

20 [0032] The term “species” means a chemically distinct atom, ion, molecule, radical, or other compound.

[0033] The term “substrate” means a solid (typically) or in some instances a semi-solid material, usually a solid particle or granule, that is used to support at least one chemical agent or other material used to help remove one or more contaminants from a flowing gas stream. It is preferred that the substrate also includes pores or surface texture that enhances the surface area characteristics of the substrate.

25 [0034] Referring to **Fig. 1**, a disclosed filtration device **100** is shown schematically in cross-section. Device **100** is in the form of a replaceable cartridge having a fluid-impermeable housing **102** including a perforated cover **104** whose holes **105** collectively provide a gas (for example, air) inlet, outlet **106** in the form of a spigot, and holes **107** through which the gas (for example, air) passes into outlet **106**. Outlet **106** is equipped with a suitable mount (for example, a bayonet mount) **108**. Filter system **110** is disposed in the interior of housing **102**. Filter system **110** includes a packed first bed **118** containing first filter media particles **120** of an extended surface area substrate containing at least one metal impregnant, and a packed second bed **122** containing
35 second filter media particles **124** of an extended surface

area zirconium hydroxide substrate and zinc (hydr)oxide. Small connected pores (not identified in **Fig. 1**) in beds **118** and **122** permit ambient air or other fluids to pass (for example, to flow) from inlet **104** to outlet **106** and into a personal respirator (not shown in **Fig. 1**). Particles **120** and **124** absorb contaminants and other potentially hazardous substances present in such fluids.

5 **[0035]** If desired, an optional particulate filter (not shown in **Fig. 1**) may be positioned in housing **102** or fastened across the gas inlet holes **105**, to trap solid particulates and prevent them from entering beds **122** or **118** or the lungs of a user. Exemplary filters may for example be made from a suitable nonwoven material such as meltblown polypropylene or from a porous polymeric film, and may have a variety of configurations including a pleated filter (with for
10 example parallel or radially-arranged pleats), a flat filter or other configurations that will be familiar to persons having ordinary skill in the art.

[0036] The designations “first” and “second” for beds **118** and **122** and particles **120** and **124** are used merely for convenience in labeling, and to refer to the ordinary order in which particles **120** and **124** might be added to housing **102** to form beds **118** and **122**. The designations “first”
15 and “second” accordingly do not refer to the time sequence in which flowing gases would normally contact particles **120** and **124** in the **Fig. 1** embodiment, and in fact are the opposite of the actual flowing gas contact order.

[0037] **Fig. 2** illustrates a perspective view of an exemplary respiratory protection device **200**, in which exemplary canister/filter assemblies according to the present disclosure may be
20 incorporated. Device **200** is a full face mask having a face piece **202** with an interior portion **204** proximate at least the nose and mouth of the user (not shown in **Fig. 2**). Device **200** also has a fluid (for example, air) intake path passing through inlets **208**, canister/filter assemblies **210** and manifold **211** for supplying the user with filtered, decontaminated air in the interior portion **204** of face piece **202**. Exhaled air may be forced out of the interior portion **204** of face piece **202**
25 through the outlet **212**. The inlet **208** and outlet **212** are usually in fluid communication with each other. A headband **214** including straps **216** and buckles **218** helps hold device **200** against the user’s face. Respiratory protection device **200** may have a variety of configurations other than those shown in **Fig. 1**, for example a hooded escape respirator, powered air purifying respirator or other configurations that will be familiar to persons having ordinary skill in the art.
30 Further details regarding the construction of such devices will also be familiar to those skilled in the art.

[0038] **Fig. 3** shows a schematic cross-sectional view of a disclosed canister/filter device **300** in the form of a replaceable cartridge having a fluid-impermeable housing **302**, a perforated cover **304** whose holes **305** collectively provide a gas (for example, air) inlet, a gas (for example,

air) outlet **306** in the form of a spigot equipped with a suitable mount (for example, a bayonet mount) **308**. Filter system **310** in the form of a packed mixed bed of filter media particles is disposed in the interior **312** of housing **302**. Housing **302** and cover **304** compressively capture bed **310**, which as schematically shown in **Fig. 3** contains first filter media particles **320**

(indicated using circles in **Fig. 3**) of an extended surface area substrate containing at least one metal impregnant, evenly mixed with second filter media particles **324** (indicated using triangles in **Fig. 3**) of an extended surface area zirconium hydroxide substrate and zinc (hydr)oxide.

Ambient air entering canister/filter device **300** through openings **305** will pass through filter media **320** and **324** (whereupon potentially hazardous substances in the air are absorbed or

otherwise treated by filter media **320** and **324**, and then will exit canister/filter device **300** via outlet **306**. For the embodiment shown in **Fig. 3**, a inhalation valve **330** mounted on support **332** prevents backflow through canister/filter device **300**. Backflow may be prevented using other measures that will be familiar to persons having ordinary skill in the art, such as by providing an inhalation valve or other airflow control device elsewhere upstream or downstream with respect to the normal airflow through outlet **306**.

[0039] Spigot-style outlet **306** and bayonet flange **308** enable canister/filter device **300** to be replaceably attached to a respiratory protection device such the illustrative exemplary respiratory device **400** for personal protection shown in **Fig 4**. Device **400** is a so-called half mask like that shown in U.S. Pat. No. 5,062,421 (Burns et al.) and U.S. Patent Application Publication No. US 2006/0096911 A1 (Brey et al. '911). Device **400** includes a soft, compliant facepiece **402** that can be insert molded around a relatively thin, rigid structural member or insert **404**. Insert **404** includes exhalation valve **406** and recessed, bayonet-threaded openings (not shown in **Fig. 4**) for removably attaching elements **300** in the cheek regions of device **400**. Adjustable headband **408** and neck straps **410** permit device **400** to be securely worn over the nose and mouth of the wearer. Further details regarding the construction of such a device will be familiar to those skilled in the art.

[0040] **Fig. 5** shows a collective protection device **500** having a housing **502**, a gas inlet side **504** and gas outlet side **506** each of which is proximate a porous expanded metal support **508** or **510**, a pleated particulate filter **512**, internal support **514** and filter system **516** including a first bed **518** (proximate support **510**) containing first filter media particles **520** of an extended surface area substrate containing at least one metal impregnant, and a second bed **522** (proximate internal support **514**) containing second filter media particles **524** of an extended surface area zirconium hydroxide substrate and zinc (hydr)oxide. Device **500** may for example be mounted

in an air handling system (for example an HVAC system) to provide particulate filtration and contaminant removal in a large interior or exterior space where people reside, work or gather.

[0041] A variety of fluid-impermeable housings may be employed in the disclosed filtration devices. The housing preferably contains the first and second filter media particles within a single enclosed interior space, with the first and second media particles or first and second beds thereof contacting one another within that space in a packed or at least lightly compressed configuration. The housing may also contain within such space one or more containing bodies, retaining plates, liners, compression pads, scrims or other elements that help maintain the first and second media particles or first and second beds thereof in such packed or at least lightly compressed configuration. When the first and second media particles are respectively contained within first and second beds, the beds may contact one another within the housing or may be separated by a low flow resistance porous separator or other element that itself contacts the first and second beds. Exemplary housings may be made of thermoplastic or thermoset polymers or copolymers including polyamides, polystyrenes, acrylonitrile-butadiene-styrene (ABS) copolymers, polyolefins and polyesters; elastomeric materials including rubber; metals including steel and aluminum; appropriately coated paper or coated cardboard; combinations thereof; and other materials that will be familiar to persons having ordinary skill in the art. The gas inlet and gas outlet likewise will be familiar to persons having ordinary skill in the art, with the gas outlet design or housing frequently including an appropriate locking mount or other device to facilitate rapid and reliable canister/filter mounting, demounting and replacement. The housing preferably is permanently assembled using tamperproof construction such as adhesives, welding or other techniques that would require destruction of the assembled housing in order to access the first and second filter media particles contained therein. Further details regarding suitable housings will be familiar to persons having ordinary skill in the art.

[0042] A variety of first filter media particles may be employed. Representative examples of such particles include activated carbon, zeolites, alumina, silica, catalyst supports, combinations of these, and the like. Exemplary first filter media particles preferably have a surface area of at least about 30 m²/g, more typically at least about 500 m²/g to 2000 m²/g, and most preferably about 900 m²/g to about 1500 m²/g as measured using the Brunauer–Emmett–Teller (BET) method and the procedure described in ISO 9277:1995. The first filter media particles may have any of a wide range of particle sizes, and generally will be expressed in terms of a minimum mesh size, maximum mesh size or range of mesh sizes. A typical expression for a range of mesh sizes will be given by “a x b”, wherein “a” refers to a mesh density through which substantially all of the particles would fall through, and “b” refers to a mesh density that is

sufficiently high so as to retain substantially all of the particles. For example, a mesh size of 12 x 30 means that substantially all of the particles would fall through a mesh having a mesh density of 12 wires per inch, and substantially all of the particles would be retained by a mesh density having a density of 30 wires per inch. Filter particles characterized by a mesh size of 12 x 30 would include a population of particles having a diameter in the range from about 0.5 mm to about 1.5 mm.

[0043] Selecting an appropriate mesh size for the substrate particles involves balancing density and filter capacity against air flow resistance. Generally, a finer mesh size (for example, smaller particles) tends to provide greater filter media utilization, but higher air flow resistance. Balancing these concerns, “a” is typically in the range of 5 to 20 and “b” is typically 15 to about 40 with the proviso that the difference between a and b is generally in the range from about 5 to about 30. Specific mesh size ranges may for example include 12 x 20, 12 x 30, and 12 x 40.

[0044] The first filter media particles incorporate at least one metal impregnant. Suitable impregnating agents include metals, metal salts and other metal compounds that will provide a desired metal impregnant (preferably, a metal or metal (hydr)oxide) in the first filter media particles. Exemplary impregnating agents include metals or metal compounds containing Cu, Zn, Mo, Ag, Ni, V, W, Co, Mn, I combinations thereof, and the like. Potentially carcinogenic metal impregnants (for example, Cr(VI) oxide, containing the hexavalent form of Cr) or metal impregnants in other valence states that potentially could be converted to potentially carcinogenic metal impregnants (for example, Cr(III) oxide, containing the trivalent form of Cr) preferably are not present in detectable amounts. The impregnants may be in metallic form, but more typically are impregnated as salts, oxides, carbonates and the like.

[0045] Selection of a particular metal impregnant or mixtures of metal impregnants will depend upon the desired range of filtering capabilities inasmuch as each of the various metal impregnants may tend to provide protection against particular air contaminants. For example, Cu compounds tend to help filter many gases such as HCN, H₂S, acid gases, and the like from air streams. The disclosed first filter media particles accordingly may include about 0.1 to about 15 wt. % of one or more copper-containing impregnants, based upon the total weight of the impregnated particles. This same basis (weight of impregnant based upon the total weight of the impregnated particles) will be used for the other impregnant weight discussions set out below. As a further example, Mo, V and W impregnants help to filter gases such as hydrogen cyanide from air streams when used in combination with a Cu impregnant. The disclosed first filter media particles accordingly may for example also include about 0.1 to about 10 wt. % of one or more impregnants such as Mo, V or W.

[0046] Zn in various forms tends to help filter HCN, cyanogen and NH₃ from air streams. The disclosed first filter media particles accordingly may include about 1 to about 20 wt. % of one or more impregnants including Zn.

[0047] Ag tends to help filter arsenical gases from an air stream. Ag functions catalytically and generally is not consumed during filtering operations. Accordingly, the disclosed first filter media particles may include relatively small catalytic amounts, for example, about 0.01 to 1, preferably 0.1 wt. %, of one or more Ag-containing impregnants.

[0048] Au also tends to help filter arsenical gases from an air stream. Au functions catalytically and generally is not consumed during filtering operations. Accordingly, the disclosed first filter media particles may include relatively small catalytic amounts, for example, about 0.01 to 1, preferably 0.1 wt. %, of one or more Au-containing impregnants.

[0049] Ni and Co impregnants each independently help to filter HCN from air streams. The disclosed first filter media particles accordingly may include about 0.1 to about 15 wt. % of one or more Ni-containing impregnants or Co-containing impregnants.

[0050] In addition to the above-mentioned metal impregnants, the disclosed first filter media particles may optionally include one or more other kinds of impregnants. For example, ammonia or ammonium salts in the impregnating solution not only help to improve the solubility of a metal, metal compound or precursor thereof during the manufacture of the first filter media particles, but the remaining adsorbed quantities of such salts may also help to remove acid gases from air streams. Sulfate salts are believed to help to control pH during filter media usage. Ammonium sulfate, for instance, when impregnated on a substrate such as carbon and dried at 145°C forms an acid sulfate. Acid sulfate is sufficiently acidic to react with ammonia to facilitate removal of ammonia from a flow of air or other gas. Through impregnation and drying, strongly acidic ammonium salts may impregnate carbon during the drying process without damaging other (for example, more basic) impregnants being formed. This may provide enhanced ammonia service life in canister/filters containing the resultant impregnated carbon. The disclosed first filter media particles accordingly may include about 0.1 to about 10, and preferably about 2.5 to about 4.5 wt. % sulfate.

[0051] Moisture beneficially helps to remove acid gases from air streams. The disclosed first filter media particles accordingly may include up to about 15 wt. %, and preferably about 3 to about 12 wt. % of water.

[0052] Amine-functional materials may remove or help remove gases such as cyanogen chloride (CK), methyl bromide and methyl iodide from air streams. A wide range of amine-functional materials may be beneficially incorporated into the first filter media particles.

Suitable amines may be monomeric, oligomeric, or polymeric. Preferred amines are solids or liquids at room temperature, and include triethylenediamine (TEDA), triethylamine (TEA), quinuclidine (QUIN), pyridine, pyridine carboxylic acids such as pyridine-4-carboxylic acid (P4CA), combinations of these, and the like. TEDA is particularly preferred. The amount of incorporated amine may vary within a wide range. Generally, if too little is used, the CK lifetime of the resultant media may be below the desired breakthrough time. Above some impregnation level, little additional benefit may be observed by the use of more amine. Balancing these concerns, the first filter media particles preferably contain about 0.5 to about 15, more preferably about 1 to about 10, and most preferably about 1 to about 5 wt. % of amine-functional material based upon the total weight of the first filter media particles.

[0053] Impregnants may be incorporated into the first filter media particles using techniques that will be familiar to persons having ordinary skill in the art. Impregnants typically are impregnated via solution processing, sublimation processing, fluidized bed processing, and the like. Representative techniques for such processing are for example described in U.S. Patent Nos. 5,063,196 (Doughty et al. '196), 5,145,820 (Liang et al.), 5,492,882 (Doughty et al. '882), 5,792,720 (Ro et al.) and 6,344,071 B1 (Smith et al.), in U.S. Patent Application Publication Nos. US 2010/0047142 A1 (Wood et al.) and US 2011/0308524 A1 (Brey et al. '524), in International Published Application No. WO 2012/100113 A1 (Scott Technologies, Inc.), and in Mahle et al., "Role of TEDA as an Activated Carbon Impregnant for the Removal of Cyanogen Chloride from Air Streams: Synergistic Effect with Cu(II)", *J. Phys. Chem. C.*, **114**, pp. 20083–20090 (2010). Typically the impregnant will be adsorbed or otherwise deposited onto the first filter media particle substrate and accordingly will not be present in the first filter media particles as a discrete separate particle.

[0054] For broad spectrum filtering performance, the first filter media particles preferably include activated carbon. In a preferred embodiment, the first filter media particles include an activated carbon substrate impregnated with about 6 to about 13 wt. % of a Cu-containing impregnant, 0 to about 10 wt. % of a Zn-containing impregnant, about 1 to about 4 wt. % of a Mo-containing impregnant and optionally about 1 to about 5 wt. % of an amine-functional material. Further preferred first filter media particles include an activated carbon substrate impregnated with Cu-, Zn- and Mo-containing impregnants and also including about 2.5 to about 4.5 wt. % sulfate salt, or about 1 to about 25 wt. % water. Another class of preferred first filter media particles includes an activated carbon substrate impregnated with about 1 to about 10 wt. % of a zinc-containing impregnant (for example, $ZnCl_2$) optionally moisture in the range of

about 1 to about 15, and preferably about 9 to about 12 wt. %, and optionally about 1 to about 5 wt. % of an amine-functional material.

[0055] A number of commercially available materials may be employed as or modified to make the first filter media particles. Exemplary such materials include CALGON™ Universal
5 Respirator Carbon (URC) particles and CALGON “ASZM-TEDA” particles from Calgon Carbon Corporation, and PICA™ NACAR-B particles from the Pica Division of Jacobi Carbon Company. An unimpregnated activated carbon such as the coconut carbon available as 12X20 mesh KURARAY™ GG carbon from Kuraray Chemical Company Ltd. may also be employed
10 as an adjuvant to the first filter media particles, or as a starting material for making the first filter media particles.

[0056] A variety of second filter media particles may be employed. Exemplary second filter media particles preferably have a surface area of at least about 30 m²/g, more typically about 100 m²/g to about 600 m²/g, and most preferably about 200 m²/g to about 500 m²/g as measured
15 using the above-mentioned BET method. The zirconium hydroxide substrate in the second filter media particles typically will be amorphous as determined using for example x-ray crystallography. The second filter media particle surface area may be altered using calcining and other techniques that will be familiar to persons having ordinary skill in the art. Calcination at
20 higher temperatures (for example, temperatures of 350° C and above in air) may cause loss of hydroxyl groups and at least partial conversion of zirconium hydroxide to crystalline zirconium oxide.

[0057] The second filter media particles may have any of a wide range of particle sizes, and may for example have average particle diameters of about 1 to about 50 micrometers or about 1 to about 10 micrometers. The second filter media particle sizes may also be expressed in terms
25 of a minimum mesh size, maximum mesh size or range of mesh sizes as discussed above in connection with the first filter media particles.

[0058] A number of commercially available materials may be employed as or modified to make the second filter media particles. Exemplary expanded surface area zirconium hydroxide particles include those available from Guild Associates (for example as ZARBON™ molecular
30 filtration media), from Sigma Aldrich Co. (for example, as Product No. 464171) and from MEL Chemicals, Inc. (for example as Product Nos. XZO 631, XZO 880, XZO 1247, XZO 1501/03, XZO 1501/06 and XZO 1501/09). A variety of doped zirconium hydroxides may also be employed, such as the various XZO series zirconium hydroxides doped with hydroxides or oxides of Ce, La, Y, Nd, Pr, Ti, Al, Si, S or W commercially available from MEL Chemicals, Inc., and the various zirconium hydroxides doped with hydroxides or oxides of Fe, Cu, Mg, Mn,

Gd, Cs, Na, K, B, Nb, Li or Sn that are experimentally available from MEL Chemicals, Inc. Further information regarding expanded surface area zirconium hydroxide particles may be found for example in Peterson et al., "Zirconium Hydroxide as a Reactive Substrate for the Removal of Sulfur Dioxide", *Ind. Eng. Chem. Res.*, 48, pp. 1694-98 (2009); Peterson et al.,
5 "Enhanced Cyanogen Chloride Removal by the Reactive Zirconium Hydroxide Substrate", *Ind. Eng. Chem. Res.*, 49, pp. 11182-87; Peterson et al., "Surface Chemistry and Morphology of Zirconia Polymorphs and the Influence on Sulfur Dioxide Removal", *J. Phys. Chem. C.*, 115, pp. 9644-50 (2011); Peterson et al., "Removal of Chlorine Gases from Streams of Air Using Reactive Zirconium Hydroxide-based Filtration Media", *Ind. Eng. Chem. Res.*, 51, pp. 2675-81
10 (2012); and Bandosz et al., "Reactions of VX, GD, and HD with Zr(OH)₄: Near Instantaneous Decontamination of VX", *J. Phys. Chem. C.*, 116, pp. 11606-14 (2012).

[0059] The second filter media particles also include zinc (hydr)oxide. Inclusion of zinc (hydr)oxide in the second filter media particles may help filter HCN, cyanogen and NH₃ from air streams. Zinc (hydr)oxide may be added to the second filter media particles using conventional
15 particle mixing techniques, or formed in the second filter media particles using impregnation techniques like those discussed above in connection with the first filter media particles. The disclosed second filter media particles preferably include about 1 to about 20 wt. % Zn.

[0060] The disclosed second filter media particles may contain additional impregnants including those discussed above in connection with the first filter media particles. Preferred
20 amounts of such additional impregnants may be determined empirically, and as a starting point will be similar to the corresponding preferred amounts recited above in connection with the first filter media particles.

[0061] The disclosed first and second filter media particles may if desired contain adjuvants other than the first and second filter media particles. Exemplary such adjuvants include
25 untreated carbon, untreated zirconium hydroxide, acidic adsorbents, acid-impregnated adsorbents, the catalysts and other filtering agents described in the above-mentioned Wood et al. application, the Mg or Ca-containing layers described in the above-mentioned Scott Technologies, Inc. application, and other materials that will be familiar to persons having ordinary skill in the art.

[0062] The first and second filter media particles may be combined within the housing in a
30 variety of relative ratios. In general, the chosen ratio may be empirically selected based at least in part on the expected gas or gases that may be found in an atmosphere in which the disclosed canister/filter may be employed. Suitable weight ratios for the first and second filter media particles may for example range from about 80:20 to about 10:90, from about 70:30 to about

20:80, from about 60:40 to about 30:70 or from about 30:70 to about 40:60 based on the respective first and second filter media particle weights. When the first and second filter media particles are present in separate beds, suitable volume ratios (and in the case of equal cross-sectional area beds, depth ratios) for the first to second beds may for example range from about
5 90:10 to about 10:90, from about 80:20 to about 20:80, from about 70:30 to about 30:70 or from about 60:40 to about 40:60 based on the respective first and second bed volumes or bed depths. Additional beds (for example, a third or fourth bed) may be employed as needed for particular applications, and in such cases the bed ratios mentioned above may be adjusted empirically as needed.

10 **[0063]** The disclosed beds may have a variety of configurations, shapes and sizes. For example, in canister/filters for use in a personal protection device, the beds may be generally planar as shown for example in Fig. 1, or curved as shown for example in U.S. Patent No. 8,262,782 B2 (Schlaechter). The overall volume of the first and second filter beds in a single
15 replaceable personal protection device canister/filter may for example range from about 10 to about 1,000 cm³, from about 25 to about 750 cm³, or from about 50 to about 500 cm³, with larger volumes typically being more appropriate for powered air purifying respirators or other devices in which the canister/filter is remotely located with respect to the user's breathing passages (for example, near the user's belt) and smaller volumes typically being more appropriate for
20 unpowered respirators or other devices in which the canister/filter is located near the user's breathing passages (for example, near the user's cheek area). For replaceable canister/filters devices designed for use in collective protection devices, the shape and thickness of the bed(s), the bed ratios (for devices having more than one bed), and the device and bed(s) volume may vary widely, depending on the chosen application.

[0064] The disclosed canister/filters may be assembled using methods known to persons
25 having ordinary skill in the art. Mixtures or beds of the first and second filter media particles may for example be placed in the housing using snowstorm filling as described in UK Patent No. 606,867 (Harris), or using vibrational filling as described in the above-mentioned Schlaechter patent. The housing may include a particulate filter like that shown in **Fig. 1** or may be designed to mate with detachable particulate filters that will be familiar to persons having ordinary skill in
30 the art. As discussed above, mixtures or beds of the first and second filter media particles may be retained within the housing using appropriate structural components including, but not limited to, containing bodies, retaining plates, liners, compression pads, scrims and the like.

[0065] The invention will now be described with reference to the following non-limiting examples, in which all parts and percentages are by weight unless otherwise indicated.

Example 1

[0066] Unfilled two-piece housings for canister/filter cartridges of the type used on the 3M™ 6200 Half Facepiece Reusable Respirator (3M Company) were filled with filter media particles as described below. The cartridge housings had a 105 cm³ internal volume in which filter media particles could be compressed. A first porous scrim was inserted in each housing bottom, followed by addition via snowstorm filling of a layered filter media particle bed or beds as shown below in Table 1. Run No. 1 employed a single filter bed made entirely from CALGON URC 20 x 40 impregnated carbon particles from Calgon Carbon Corporation. The particles had been treated with 3 wt. % TEDA using sublimation like that employed for Filter Media Particles #3 in Example 1 of the above-mentioned Smith et al. patent. The TEDA treatment could have been omitted, as it was not needed to address the gases tested below. Run No. 2 employed a single filter bed made entirely from “ZZ” 20 x 40 zirconium hydroxide/zinc oxide particles from Guild Associates, Inc. The ZZ particles contained a mixture of 70 to 95 wt. % extended surface area zirconium hydroxide particles and 5 to 30 wt. % zinc oxide particles, with less than 10 wt. % water content. Run No. 3 employed a first filter bed of 35.96 g of the Run No. 1 carbon particles nearest the cartridge gas outlet, and a second filter bed of 69.3 g of the Run No. 2 ZZ particles filled atop the carbon particle bed (*viz.*, between the carbon particle bed and the cartridge gas inlet). This corresponded to a 34:66 weight ratio of the first and second filter particles, and a 50:50 by volume (or by depth) ratio of the first and second beds before compression. A second porous scrim was next inserted in each housing bottom. The canister/filter housing top portions were attached to the bottom portions and tightly closed to compress the filter media particle bed(s), and the top and bottom housings were ultrasonically welded together.

Table 1

Run No.	Filter Media Particles
1	Single Layer of TEDA impregnated URC carbon particles
2	Single Layer of ZZ zirconium hydroxide/zinc oxide particles
3	First Layer of TEDA impregnated URC carbon particles and Second Layer of ZZ zirconium hydroxide/zinc oxide particles

[0067] The assembled canister/filter devices were evaluated against NO_x, NH₃ and SO₂. The test conditions are shown below in Tables 2-4 and the results are also shown in **Figs. 6-8**.

Table 2

(Test conditions: 200 ppm challenge at 32 L/min and 80% R.H., until 1 ppm NO₂ or 25 ppm NO breakthrough)

Run No.	Filter Media Particles	NO _x Breakthrough (min)	NO _x Breakthrough (gas)
1	URC	7.6	NO
2	ZZ	0	NO ₂
3	50/50 URC/ZZ	83.7	NO

5

[0068] As shown in Table 2 and Fig. 6, the Run No. 3 device provided a synergistic improvement in the NO_x breakthrough time compared to the all-carbon filtration device used in Run No. 1 (where breakthrough occurred in 7.6 minutes) and the all-ZZ filtration device used in Run No. 2 (where breakthrough was immediate).

10

Table 3

(Test conditions: 1000 ppm challenge at 32 L/min and 50% R.H., until 5 ppm SO₂ breakthrough)

Run No.	Filter Media Particles	SO ₂ Breakthrough (min)
1	URC	36
2	ZZ	111.5
3	50/50 URC/ZZ	82.6

15

[0069] As shown in Table 3 and Fig. 7, the Run No. 3 device provided an improved SO₂ breakthrough time compared to the all-carbon filtration device used in Run No. 1, and a breakthrough time that was as least as good as if not better than the breakthrough time that might be predicted by interpolation of the breakthrough times for the all-carbon filtration device used in Run No. 1 and the all-ZZ filtration device used in Run No. 2.

20

Table 4
(Test conditions: 1000 ppm challenge at 32 L/min and 50% R.H., until 50 ppm NH₃ breakthrough)

Run No.	Filter Media Particles	NH₃ Breakthrough (min)
1	URC	57.5
2	ZZ	64.5
3	50/50 URC/ZZ	61.5

5

[0070] As shown in Table 4 and **Fig. 8**, the Run No. 3 device provided an improved ammonia breakthrough time compared to the all-carbon filtration device used in Run No. 1, and a breakthrough time that was as least as good as the breakthrough time that might be predicted by interpolation of the breakthrough times for the all-carbon filtration device used in Run No. 1 and the all-ZZ filtration device used in Run No. 2.

10

[0071] Various modifications and alterations of this invention will be apparent to those skilled in the art without departing from this invention. This invention should not be restricted to that which has been set forth herein only for illustrative purposes. The complete disclosure of all listed patents, patent documents and publications (including material safety data sheets, technical data sheets and product brochures for the raw materials and ingredients used in the Examples) are incorporated herein by reference as if individually incorporated.

15

We claim:

1. A filtration device comprising:
 - a) a fluid-impermeable housing having a gas inlet and outlet; and
 - 5 b) disposed within the housing a plurality of first filter media particles comprising an extended surface area substrate comprising at least one metal impregnant, and a plurality of second filter media particles comprising an extended surface area zirconium hydroxide substrate and zinc (hydr)oxide.
- 10 2. A device according to claim 1 wherein the first and second filter media particles are disposed in the housing in distinct first and second layers.
3. A device according to claim 2 wherein the first and second layers contact one another.
4. A device according to claim 1 wherein the first and second filter media particles are disposed in the housing in a mixed layer containing the first and second filter media particles.
- 15 5. A device according to claim 1 wherein the first filter media particles comprise impregnated carbon.
6. A device according to claim 1 wherein the second filter media particles comprise zinc oxide.
7. A device according to claim 1 wherein the second filter media particles comprise zinc hydroxide.
- 20 8. A device according to claim 1 wherein the second filter media particles further comprise one or more cobalt compounds.
9. A device according to claim 1 wherein the first and second filter media particles are in an 80:20 to 10:90 weight ratio.
- 25 10. A personal respiratory protection device comprising a respirator and at least one filtration device according to claim 1.
11. A personal respiratory protection device according to claim 10 wherein the respirator comprises a passive air purifying or nonpowered respirator.
12. A collective protection device comprising a filtration device according to claim 1.

13. A method for making a filtration device, which method comprises:
- a) providing a fluid-impermeable housing having a gas inlet and outlet;
 - b) disposing in the housing a plurality of first filter media particles comprising an extended surface area substrate comprising at least one metal impregnant, and a plurality of second filter media particles comprising an extended surface area zirconium hydroxide substrate and zinc (hydr)oxide.
14. A method according to claim 13 comprising disposing the first and second filter media particles in the housing in distinct first and second layers.
15. A method according to claim 14 wherein the first and second layers contact one another.
16. A method according to claim 13 comprising disposing the first and second filter media particles in the housing in a mixed layer containing the first and second filter media particles.
17. A method according to claim 13 wherein the first filter media particles comprise impregnated carbon.
18. A method according to claim 13 wherein the second filter media particles comprise zinc oxide.
19. A method according to claim 13 wherein the second filter media particles comprise zinc hydroxide.
20. A method according to claim 13 wherein the second filter media particles further comprise one or more cobalt compounds.

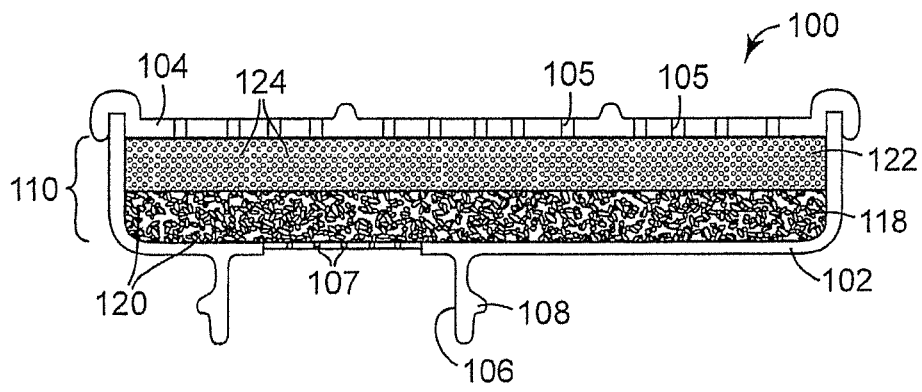


FIG. 1

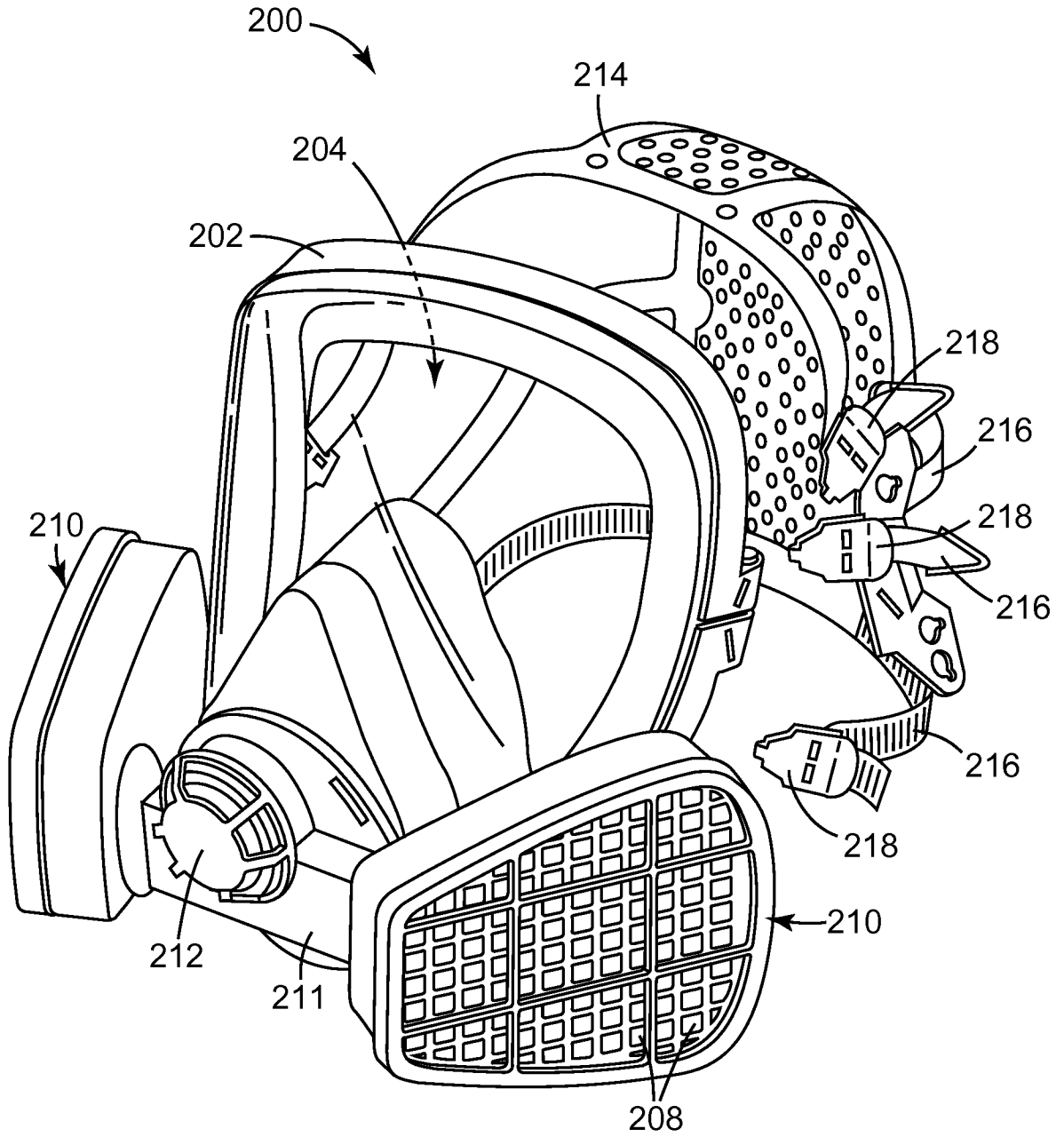


FIG. 2

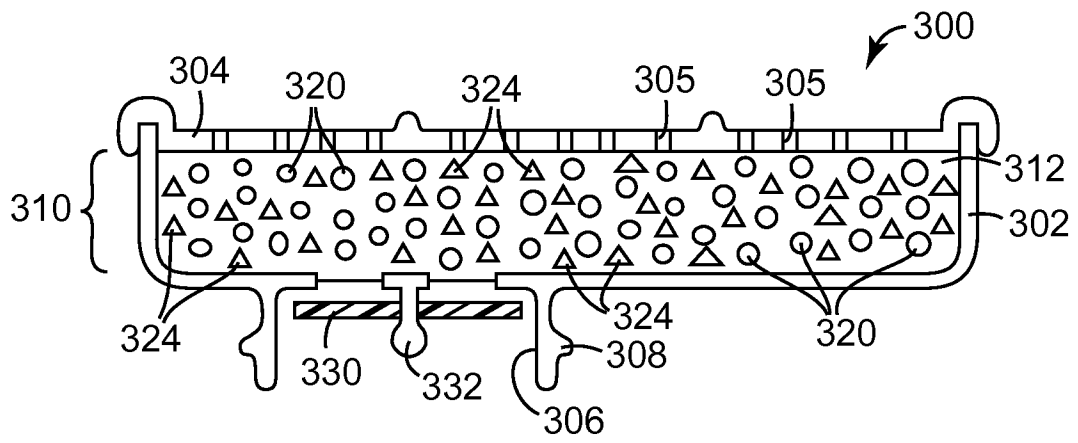


FIG. 3

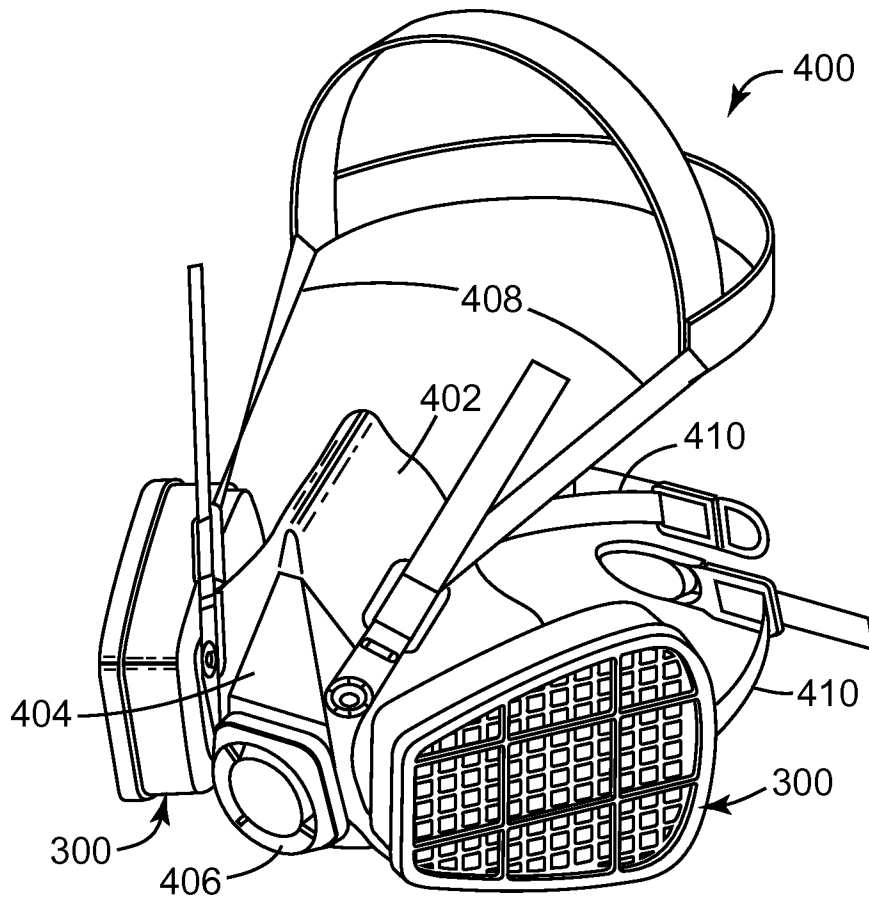


FIG. 4

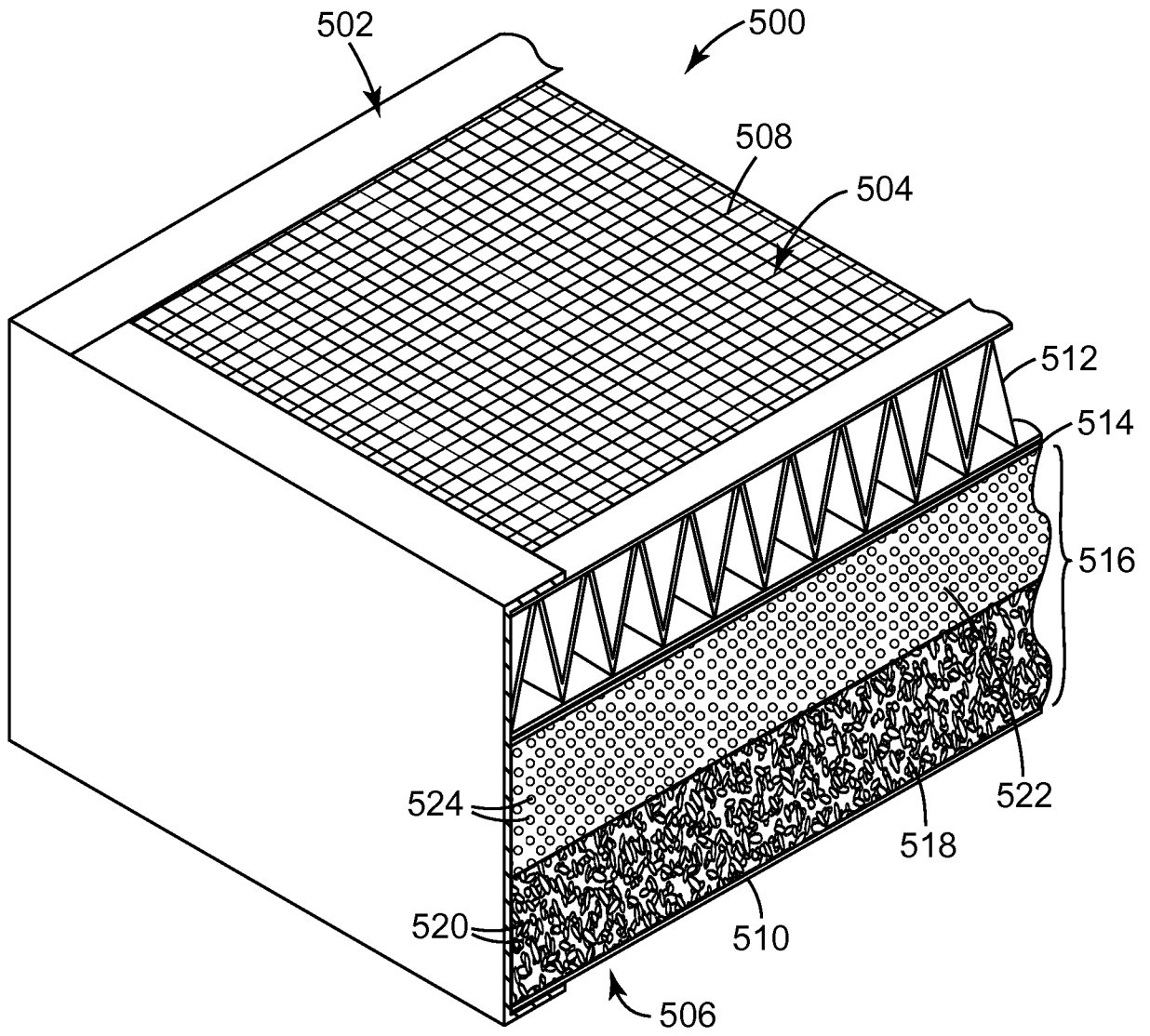


FIG. 5

5/5




FIG. 6 NOx Breakthrough (min)

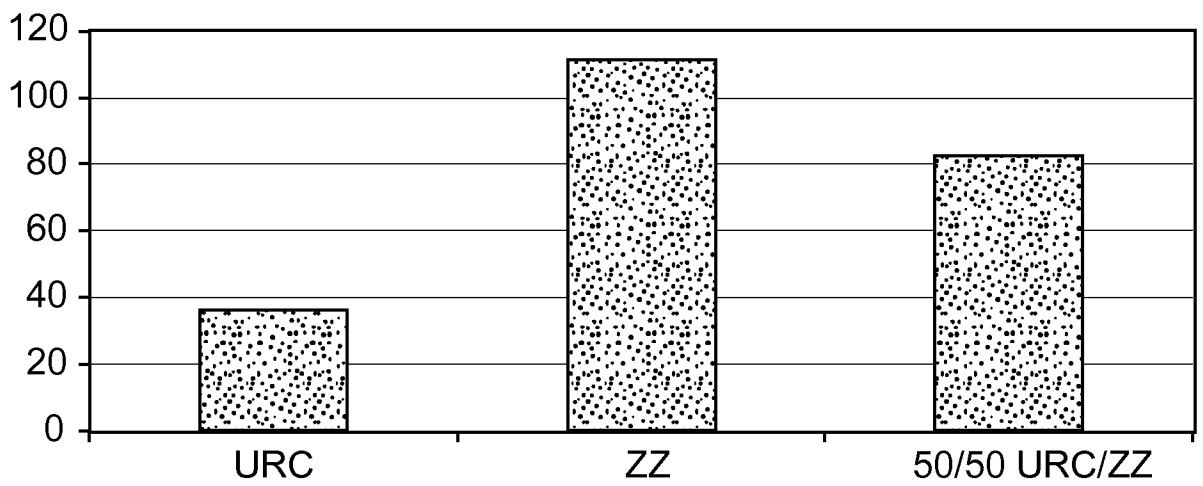


FIG. 7 SO2 Breakthrough (min)

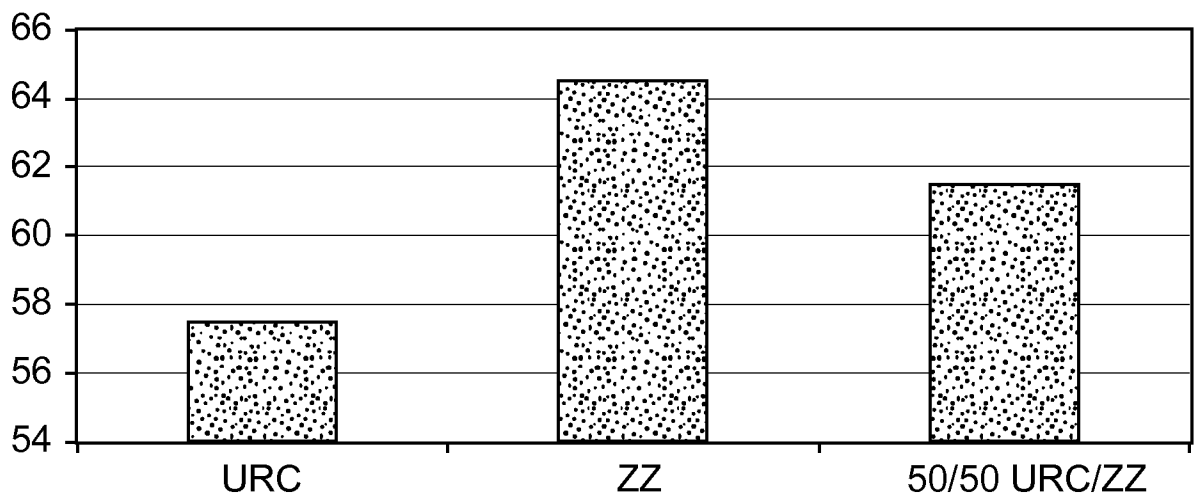


FIG. 8 NH3 Breakthrough (min)