



(12) **United States Design Patent**
Mockler et al.

(10) **Patent No.:** **US D799,911 S**
(45) **Date of Patent:** **** *Oct. 17, 2017**

(54) **FRUIT CUTTER**

(71) Applicant: **Edible Arrangements, LLC**,
Wallingford, CT (US)

(72) Inventors: **Cynthia Mockler**, North Haven, CT
(US); **Craig Bures**, Prospect, CT (US)

(73) Assignee: **Edible Arrangements LLC**,
Wallingford, CT (US)

(*) Notice: This patent is subject to a terminal disclaimer.

(**) Term: **14 Years**

(21) Appl. No.: **29/445,289**

(22) Filed: **Feb. 8, 2013**

(51) **LOC (10) Cl.** **07-04**

(52) **U.S. Cl.**
USPC **D7/675**

(58) **Field of Classification Search**
USPC D7/323, 350.2, 354, 368, 381, 412,
D7/672-678, 693, 695, 371, 372, 376,
D7/383, 669, 683; 241/100, 95, 168,
241/169, 273.1-274, 285.2, 93, 101.1,
241/101.2; 30/92-95, 113.1, 114, 123.5,
30/124, 130, 165, 247, 279.6, 278, 279.2,
30/280, 283, 286, 287-291, 299,
30/301-306, 312, 314-316, 320, 321,
30/337, 340, 355, 389-391; 83/13, 87,
83/167, 404.3, 425.3, 431, 435.15, 436.2,
83/436.7, 437.7, 441.1, 451, 569, 581.1,
83/662, 669, 697, 698.11, 699.51, 699.61,
83/717, 837, 856, 857, 858, 874, 906,
83/932; 99/509, 537, 538, 547, 552, 556;
249/135, 66.1, 117, 119, 122-127,
249/155-156, 160, 169; D9/600, 414,
(Continued)

(56) **References Cited**

U.S. PATENT DOCUMENTS

D24,341 S * 5/1895 Henderson D7/675
D24,342 S * 5/1895 Henderson D7/675
791,443 A * 6/1905 Andresen 99/431
(Continued)

OTHER PUBLICATIONS

You are my sunshine 3" sun cookie cutter, [online], product listed on Sep. 3, 2014, retrieved on Oct. 31, 2014. Retrieved from, <URL: <https://www.etsy.com/listing/73432821/you-are-my-sunshine-3-sun-cookie-cutter>>, 1 page.*
(Continued)

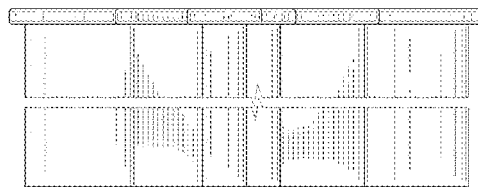
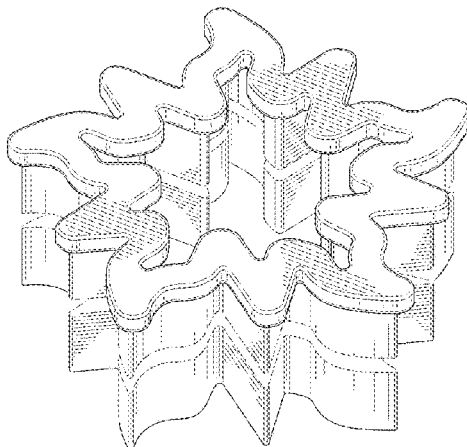
Primary Examiner — Ian Simmons
Assistant Examiner — Shannon Morgan
(74) *Attorney, Agent, or Firm* — Shipman & Goodwin LLP; John W. Ryan

(57) **CLAIM**

The ornamental design for a fruit cutter, as shown and described.

DESCRIPTION

FIG. 1 is a perspective view of a fruit cutter showing our new design;
FIG. 2 is a top plan view thereof;
FIG. 3 is a bottom plan view thereof;
FIG. 4 is a front elevational view thereof;
FIG. 5 is a back elevational view thereof;
FIG. 6 is a right side elevational view thereof; and,
FIG. 7 is a left side elevational view right view thereof.
The fruit cutter is shown broken along the length to indicate indeterminate length, with the understanding that the “indeterminate” length portion of the fruit cutter not shown forms
(Continued)






FIG. 1




FIG. 2




FIG. 3

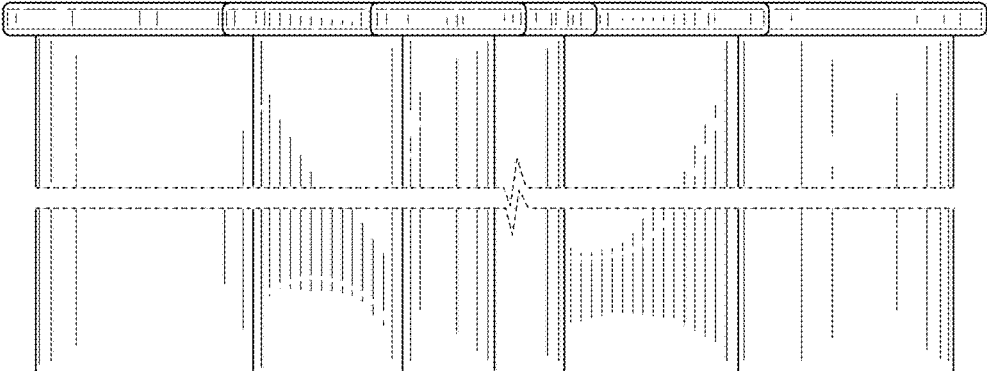


FIG. 4

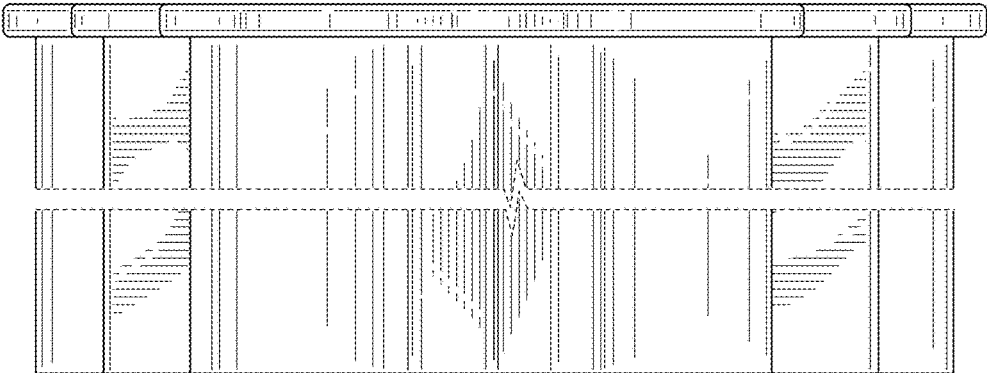


FIG. 5

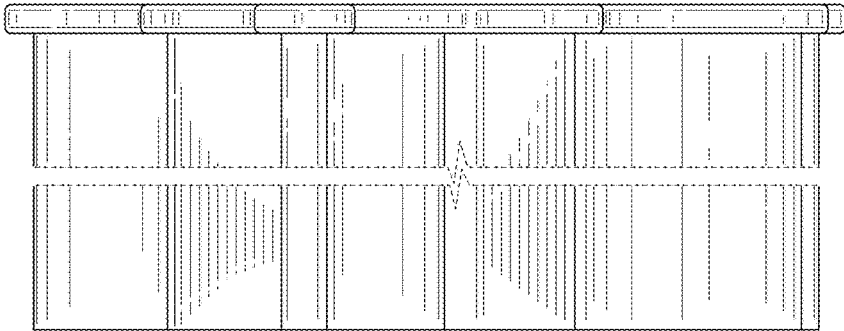


FIG. 6

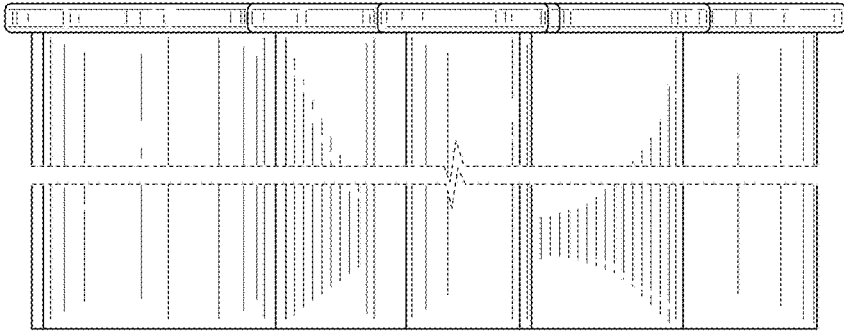


FIG. 7