No. 702,148. Patented June 10, 1902.

J. L. NETTLETON.

WINDOW SHUTTER.

(Application filed Apr. 4, 1901.)

(No Model.)

Fig. 1.

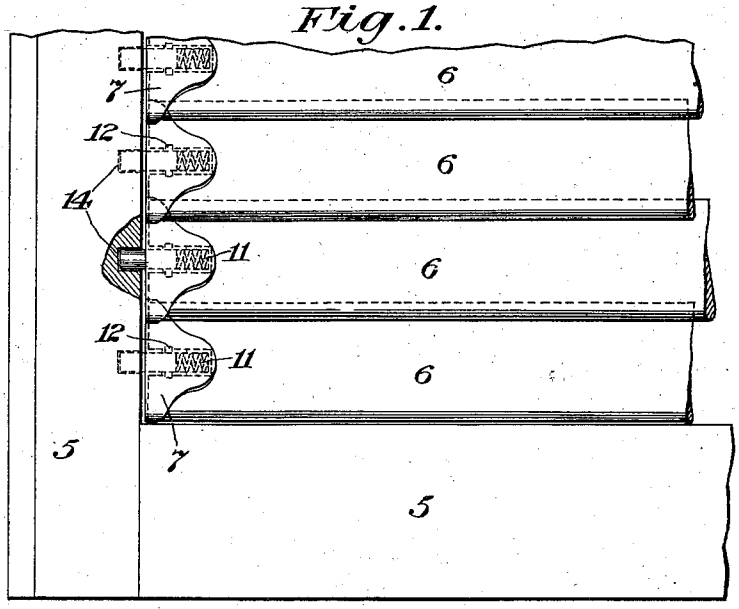

Fig. 2.

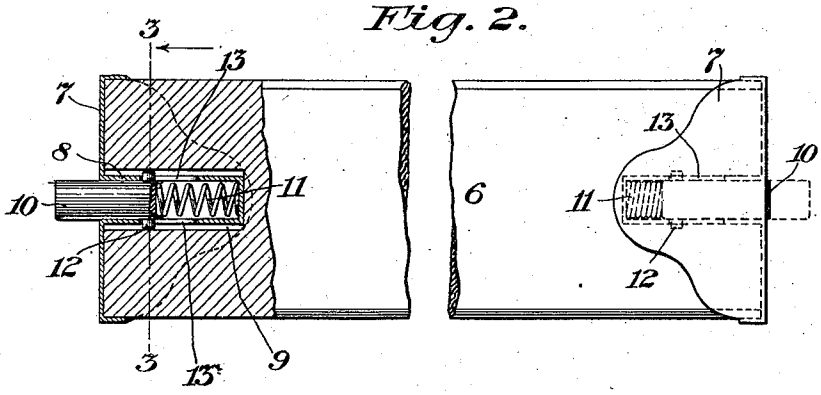

Fig. 3.

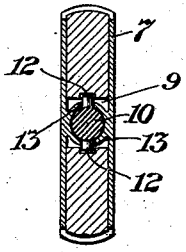

WITNESSES

C. W. Smith

F. A. Stewart

INVENTOR

BY John L. Nettleton

Edgar Tate & Co

ATTORNEYS

THE NORRIS PETERS CO., PHOTO-LITHO., WASHINGTON, D. C.

UNITED STATES PATENT OFFICE.

JOHN LEWIS NETTLETON, OF WATERBURY, CONNECTICUT, ASSIGNOR OF ONE-HALF TO RILEY MARSH, OF THOMASTON, CONNECTICUT.

WINDOW-SHUTTER.

SPECIFICATION forming part of Letters Patent No. 702,148, dated June 10, 1902.

Application filed April 4, 1901. Serial No. 54,244. (No model.)

To all whom it may concern:

Be it known that I, JOHN LEWIS NETTLETON, a citizen of the United States, residing at Waterbury, in the county of New Haven and State of Connecticut, have invented certain new and useful Improvements in Window-Shutters, of which the following is a full and complete specification, such as will enable those skilled in the art to which it appertains to make and use the same.

This invention relates in general to window-shutters, and particularly to the slats thereof; and the object of the invention is to provide improved means for connecting the slats with the shutter-frame.

The invention is fully disclosed in the following specification, of which the accompanying drawings form a part, in which the separate parts of my improvement are designated by the same reference characters in each of the views, and in which—

Figure 1 is a front view of a part of the frame of a window-shutter and showing a portion of the slats mounted therein; Fig. 2, a sectional side view of one of the slats on an enlarged scale; Fig. 3, a transverse section on the line 3 3 of Fig. 2.

In the drawings forming part of this specification I have shown at 5 a part of the frame of a window-shutter and at 6 a portion of the slats mounted therein, and in the practice of my invention I connect with each end of the separate slats 6 a detachable metal clip 7, and said clips are so formed as to receive and closely fit the ends of the slats. The clips 7 are provided at the ends thereof with an inwardly-directed socket 8, which fits in a corresponding cavity or recess 9, formed in the slat, and in these sockets are placed bolts 10, which form bearings for the ends of the slats, and in the inner ends of the sockets 8 are placed springs 11, which operate to force the bolts 10 outwardly. The normal position of the bolts 10 is that shown in Fig. 2, and these bolts are provided at their inner ends with radial pins 12, which fit and move in corresponding slots or openings 13 in the side walls of the sockets 8, and the radial pins 12 prevent the removal of the bolts from said sockets. The opposite sides of the shutter-frame are provided with sockets or recesses 14, adapted to receive the ends of the bolts 10, and in connecting the slats with the frame all that is necessary is to force the bolts 10 inwardly and place the slats in position, when the bolts 10 will be forced outwardly by the springs 11, as shown in Fig. 1, into the sockets or recesses 14. The slats 6 are thus provided with a pivotal support, on which they are free to turn and which is strong and durable and cannot be easily broken, and it will be understood that in practice the slats may be connected by a vertically-arranged rod in the usual manner, so that all of said slats may be turned at the same time when desired.

Having fully described my invention, what I claim as new, and desire to secure by Letters Patent, is—

A slat for window-shutters, the ends of which are provided with detachable metal clips having inwardly-directed tubular sockets which fit in corresponding recesses formed in the ends of the slat and spring-operated bolts mounted in said sockets and projecting therefrom, said bolts being provided with radial pins which pass through slots formed in said sockets and by means of which they are retained in said sockets, substantially as shown and described.

In testimony that I claim the foregoing as my invention I have signed my name, in presence of the subscribing witnesses, this 23d day of March, 1901.

JOHN LEWIS NETTLETON.

Witnesses:
LEVI WALLACE TILLOTSON,
ANDREW WINTER.