March 18, 1952 J. D. NAGEL ET AL 2,589,725

MINIATURE BOWLING GAME AND ASH TRAY

Filed Oct. 2, 1946 2 SHEETS—SHEET 1

FIG. 1

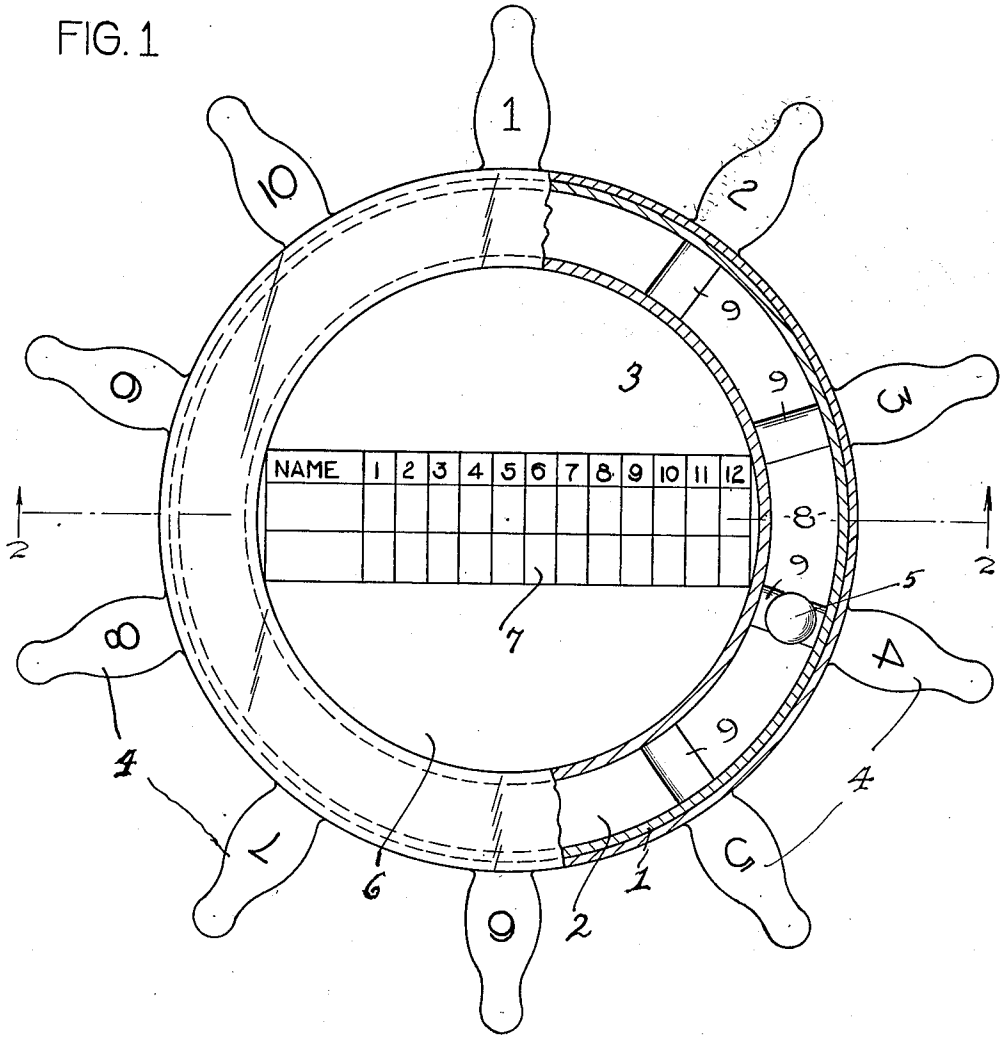

FIG. 2

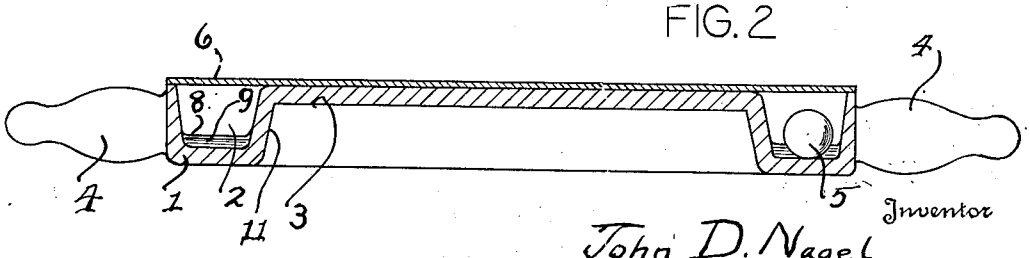

Inventor

John D. Nagel

and Walter Lang,

By Foster & Sargent

Attorney

March 18, 1952 J. D. NAGEL ET AL 2,589,725

MINIATURE BOWLING GAME AND ASH TRAY

Filed Oct. 2, 1946

2 SHEETS—SHEET 2

FIG. 3

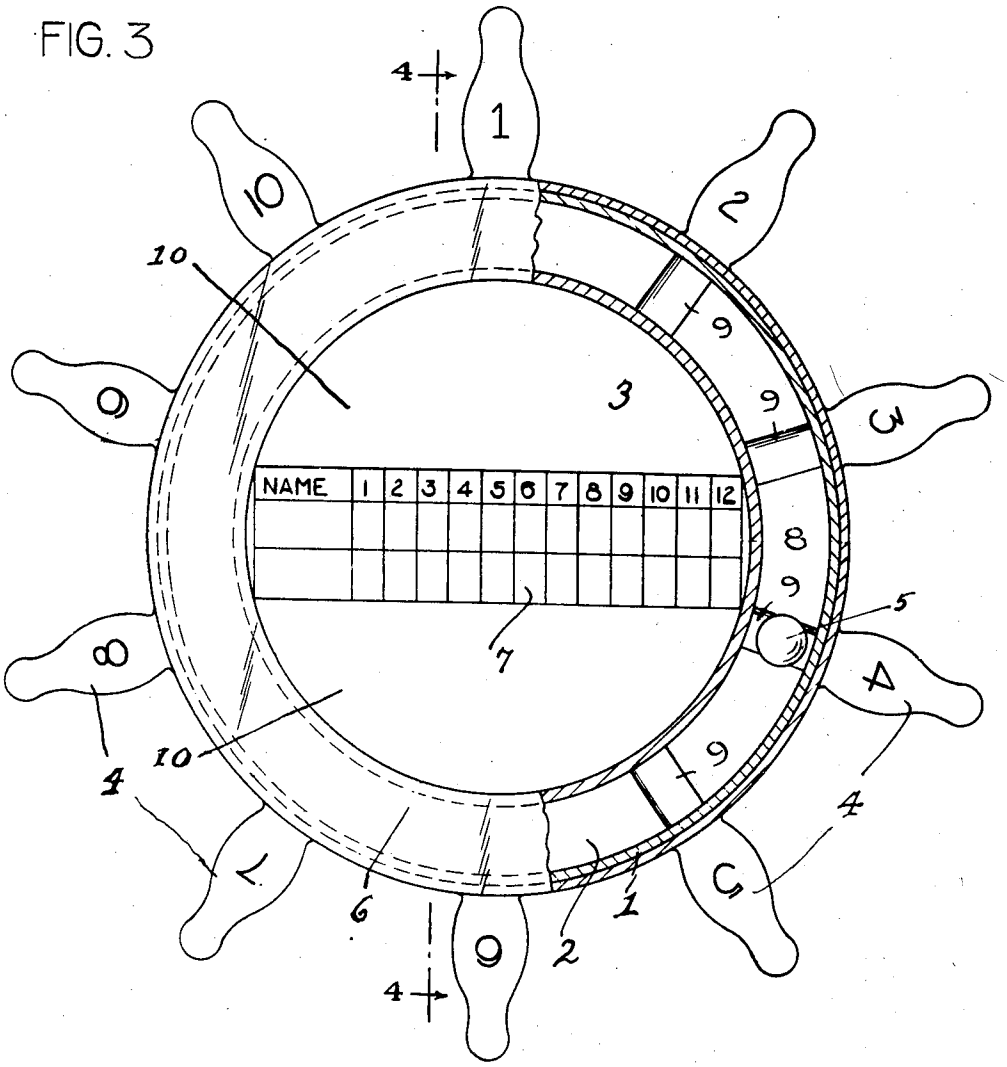

FIG. 4

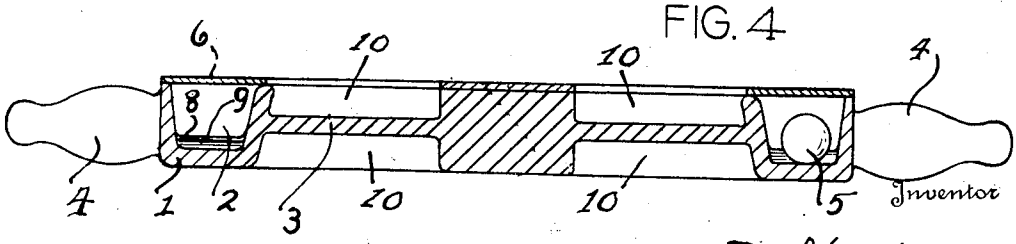

Inventor

John D. Nagel

By and Walter Lang,

Lester L. Sargent

Attorney

Patented Mar. 18, 1952

2,589,725

UNITED STATES PATENT OFFICE

2,589,725

MINIATURE BOWLING GAME AND ASH TRAY

John D. Nagel and Walter Lang, Chicago, Ill.; said Lang assignor to said Nagel

Application October 2, 1946, Serial No. 700,682

1 Claim. (Cl. 273—115)

1

The object of our invention is to provide a novel, ornamental and integral miniature bowling game and ash tray which can be used conveniently either as a game or as an ashtray, which takes up little room and which is useful for both purposes. We attain these and other objects of our invention by the device illustrated in the accompanying drawings, in which:

Figure 1 is a top plan view of one form of our invention, a portion being shown in horizontal section;

Fig. 2 is a transverse section on line 2—2 of Fig. 1;

Fig. 3 is a top plan view, partly in section, of a modified form of our invention, and Fig. 4 is a transverse section on line 4—4 of Fig. 3.

Like numerals designate like parts in each of the several views.

Referring to the accompanying drawings, we provide an annular trough 1 in the channel 2 of which a ball 5 is rollable. The trough 1 includes a peripheral wall and an inner annular wall spaced therefrom, the upper surface of the device comprising a horizontal wall disposed in alignment with the top of the trough and constituting the bottom of an ashtray 3 provided with a peripheral wall 11. Pins 4 project radially from the outer wall of the trough 1 with which they preferably are integral. The upper surface of the device which is secured to the bottom surface of the ashtray 3 is a transparent annular disk 6 providing a closure for the channel 2, across the center of which disk extends a bridge portion comprising a suitably printed score board 7, as shown in Fig. 1.

As shown in Fig. 2, the annular channel 2 has a relatively elevated bottom surface 8 with spaced depressions 9, opposite each of the radiating pins 4 which extend outwardly from the outer wall of the trough 1. The miniature ball 5 will therefore tend to stop opposite one of the numbered radiating pins 4 when the ashtray is tilted, to cause the ball to roll.

Scoring is very similar to that in ten-pin bowling. As in ten-pin bowling, if the ball stops on the numeral 10 at first try, the player is awarded a "strike." Each player has two chances for a "spare"; that is, if the ball stops on any number under 10, the second ball must stop on the number to aggregate the necessary pins to make ten and the player may also be awarded a "spare" if the second roll falls on the 10-pin. If a player

2

scores a "spare" on the first two tries, 10 points are added to the number of pins on the next number thrown. Likewise, if a strike is recorded, with the first try, 10 points are added to the total pins of the next two throws.

A special advantage of this improvement in the miniature bowling ball game is that the ball cannot be lost as it is retained within the annular trough by the cover disk or closure 6.

In the modified form of the invention shown in Figs. 3 and 4, we provide depressions 10 on opposite sides of the central score board strip 7 so that in whichever position the device is placed, these depressions 10 may be used as ashtrays.

What we claim is:

A game device comprising a base including a substantially vertically disposed peripheral wall, an annular wall spaced from said peripheral wall and forming an annular channel therebetween, the upper surface of the bottom wall of said channel being provided with a plurality of radially extending and uniformly spaced depressions, a plurality of radially extending simulated bowling pins secured to the outer circumferential surface of said peripheral wall in axial alignment with said depressions and corresponding in number thereto, indicia on said bowling pins identifying the associated depressions, a ball freely movable within said channel, a horizontal wall disposed in alignment with the top of the walls of said channel and formed integrally with said annular wall, and a transparent cover for said channel comprising an annular disk overlying said peripheral and annular walls and including a centrally located bridge portion comprising a scoring portion secured to said horizontal wall.

JOHN D. NAGEL.
WALTER LANG.

REFERENCES CITED

The following references are of record in the file of this patent:

UNITED STATES PATENTS

Number	Name	Date
2,010,266	Kemper et al.	Aug. 6, 1935
2,276,599	Tassano	Mar. 17, 1942

FOREIGN PATENTS

Number	Country	Date
72,894	Germany	Jan. 4. 1894
219,235	Great Britain	July 24, 1924