



US00D717618S

(12) **United States Design Patent**
Masalin et al.

(10) **Patent No.:** **US D717,618 S**

(45) **Date of Patent:** **** Nov. 18, 2014**

(54) **TROWEL**

(71) Applicant: **Fiskars Brands Finland Oy Ab**, Billnäs (FI)

(72) Inventors: **Petteri Masalin**, Helsinki (FI); **Vesa Korjus**, Lahti (FI); **Jouni Salojärvi**, Helsinki (FI); **Egon Missik**, Lahti (FI); **Pirkka Haimi**, Lahti (FI)

(73) Assignee: **Fiskars Brands Finland Oy Ab**, Billnäs (FI)

(**) Term: **14 Years**

(21) Appl. No.: **29/481,225**

(22) Filed: **Feb. 3, 2014**

Related U.S. Application Data

(62) Division of application No. 29/440,373, filed on Dec. 20, 2012, now Pat. No. Des. 705,619.

(30) **Foreign Application Priority Data**

Jul. 2, 2012 (EM) 002066605-0007
Jul. 2, 2012 (EM) 002066605-0011

(51) **LOC (10) Cl.** **08-01**

(52) **U.S. Cl.**
USPC **D8/10**

(58) **Field of Classification Search**
USPC D8/1, 10, 11; 294/49, 51, 54.5, 56, 59, 294/181; 172/371-372, 375

See application file for complete search history.

(56) **References Cited**

U.S. PATENT DOCUMENTS

D1,056 S 10/1858 Bennett
D42,412 S 4/1912 Bliss
D47,746 S 8/1915 Cohn
1,529,835 A 3/1925 Hamilton
1,851,426 A 3/1932 Haskell
D95,123 S 4/1935 Ebbert

(Continued)

FOREIGN PATENT DOCUMENTS

GB 2 044 785 8/1994

OTHER PUBLICATIONS

Russian Office Action and English Translation for Russian Application No. 2012504454, Dated Jun. 21, 2013, 5 pages.

(Continued)

Primary Examiner — Sheryl Lane
(74) *Attorney, Agent, or Firm* — Foley & Lardner LLP

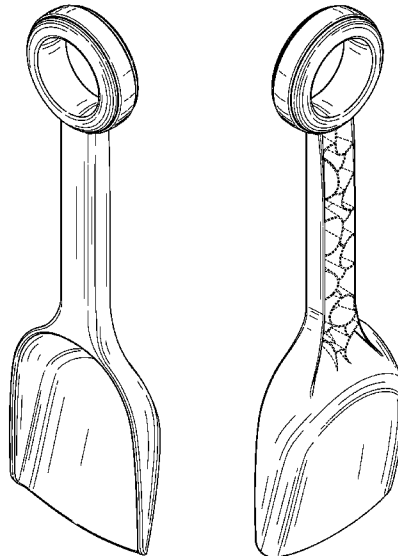
(57) **CLAIM**

We claim the ornamental design for a trowel, as shown and described.

DESCRIPTION

FIG. 1 is a front perspective view of the claimed design; FIG. 2 is a rear perspective view of the claimed design of FIG. 1; FIG. 3 is a front elevation view of the claimed design of FIG. 1; FIG. 4 is a rear elevation view of the claimed design of FIG. 1; FIG. 5 is a left side view of the claimed design of FIG. 1; FIG. 6 is a top view of the claimed design of FIG. 1; and, FIG. 7 is a bottom plan view of the claimed design of FIG. 1. The broken lines represent portions of the article and form no part of the claimed design.

1 Claim, 6 Drawing Sheets



(56)

References Cited

U.S. PATENT DOCUMENTS

D99,688 S 5/1936 Tomlinson
D115,159 S 6/1939 Nelson
4,654,921 A 4/1987 Dinner
D346,187 S 4/1994 Kino
D395,928 S 7/1998 Frelander
D424,966 S 5/2000 Ofiesh, II
D432,445 S 10/2000 Canty
D451,652 S 12/2001 Lewis et al.
6,460,911 B1 10/2002 Engelsiepen
D480,981 S 10/2003 Pasquetti
D487,010 S 2/2004 Marquardt et al.
D546,642 S 7/2007 Shan
D546,643 S * 7/2007 Shan D8/10

D547,144 S 7/2007 Shan
D569,697 S 5/2008 Baker
D608,236 S 1/2010 Akdemir
D609,131 S 2/2010 Graff
D634,604 S 3/2011 Orihara et al.
D675,075 S 1/2013 Paloheimo et al.
D699,011 S 2/2014 Deblois
D705,619 S * 5/2014 Masalin et al. D8/10
D707,506 S * 6/2014 Masalin et al. D8/10
D710,554 S 8/2014 Byrne

OTHER PUBLICATIONS

Notice of Allowance on U.S. Appl. No. 29/481,226 mail dated Aug. 18, 2014, 10 pages.

* cited by examiner

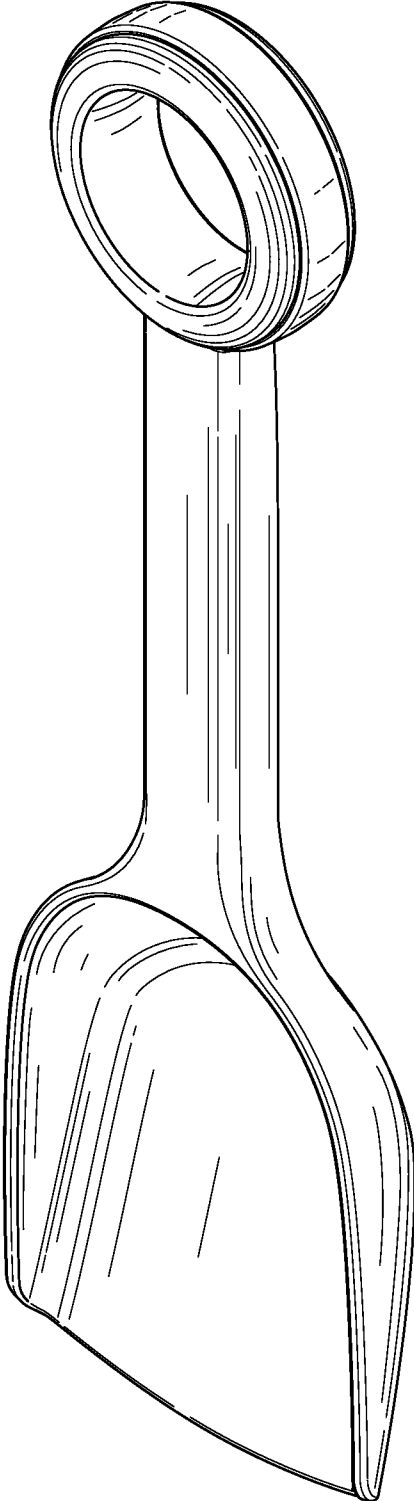


FIG. 1

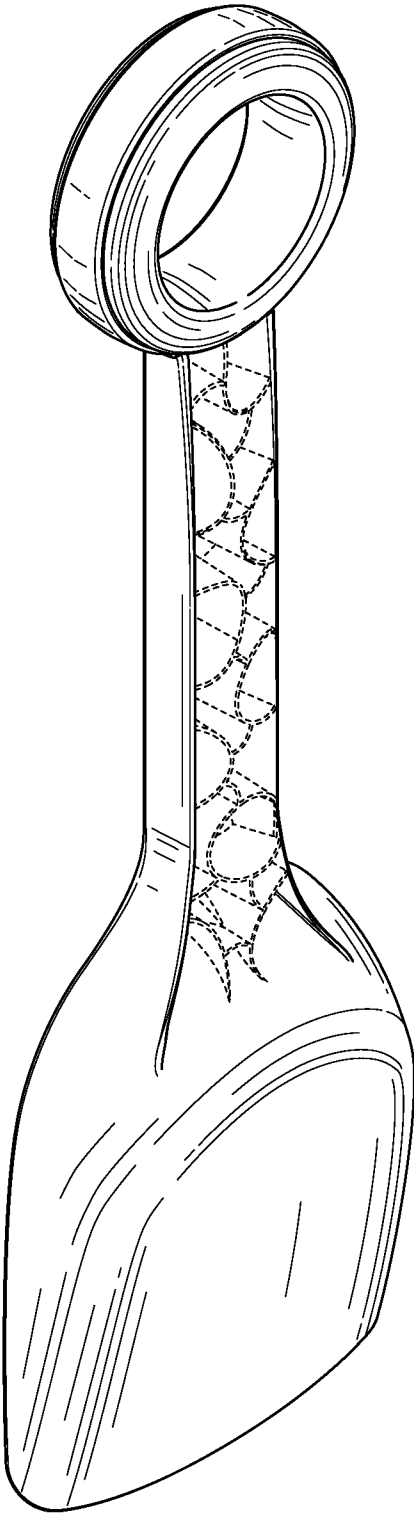


FIG. 2

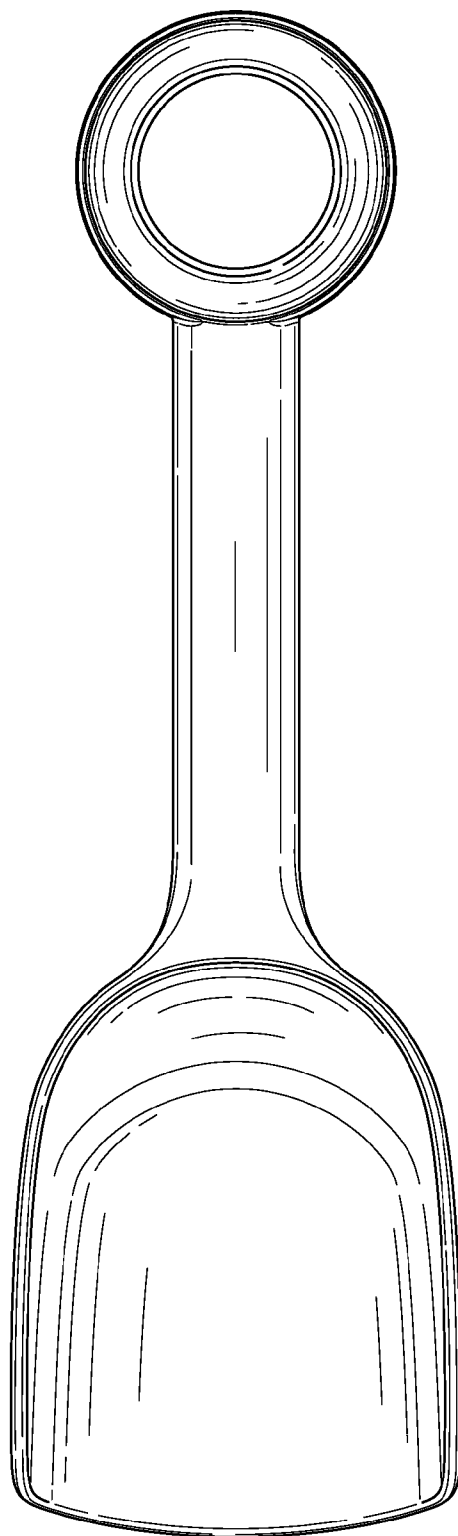


FIG. 3

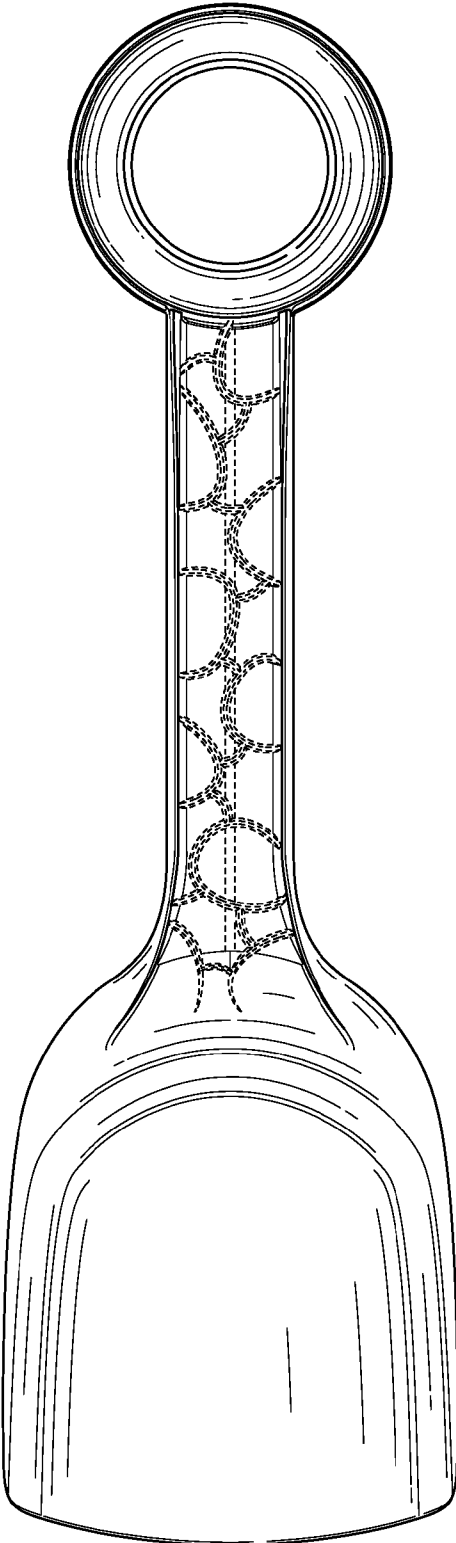


FIG. 4

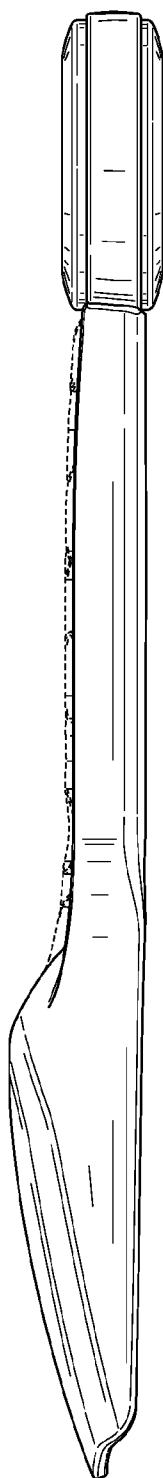


FIG. 5

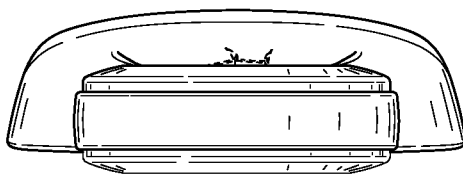


FIG. 6



FIG. 7