



(12) **United States Design Patent**
Hartmann

(10) **Patent No.:** **US D876,052 S**
(45) **Date of Patent:** **** Feb. 25, 2020**

- (54) **SHOE**
- (71) Applicant: **Puma SE**, Herzogenaurach (DE)
- (72) Inventor: **Matthias Hartmann**, Forchheim (DE)
- (73) Assignee: **PUMA SE**, Herzogenaurach (DE)
- (**) Term: **15 Years**
- (21) Appl. No.: **29/632,375**
- (22) Filed: **Jan. 8, 2018**

D472,057 S *	3/2003	Cassingham	D5/28
D503,028 S	3/2005	Merceron	
D513,838 S *	1/2006	Birkenstock	D2/916
D520,720 S *	5/2006	Hobson	D2/946
D547,035 S *	7/2007	Belley	D2/951
D554,837 S *	11/2007	Andersen	D2/951
D561,985 S *	2/2008	Andersen	D2/957
D578,280 S *	10/2008	Wilken	A43B 13/223
				D2/951
D618,920 S *	7/2010	Wiwi	D5/58
D630,441 S *	1/2011	Wiwi	D5/59
D640,064 S *	6/2011	Horn	A44B 18/0011
				D5/59
D640,451 S *	6/2011	Chang	D2/917
D653,844 S *	2/2012	Smith	D2/951
D702,028 S *	4/2014	Truelsen	D2/951
D741,586 S *	10/2015	Truelsen	D2/951

(30) **Foreign Application Priority Data**

Dec. 15, 2017 (EM) 004548907

(51) **LOC (12) Cl.** **02-04**

(52) **U.S. Cl.**
USPC **D2/947; D2/953**

(58) **Field of Classification Search**
USPC D2/902, 906, 908, 916, 918, 925,
D2/946-962, 977; 36/3 B, 22 R, 24.5,
36/25 R, 28, 32 R, 34 R, 59 C, 67 A, 103
CPC A43B 13/00; A43B 13/02; A43B 13/023;
A43B 13/026; A43B 13/04; A43B 13/08;
A43B 13/10; A43B 13/12; A43B 13/14;
A43B 13/141; A43B 13/143; A43B
13/16; A43B 13/18; A43B 13/181; A43B
13/187; A43B 13/189; A43B 13/20; A43B
13/22; A43B 13/223; A43B 13/24; A43B
13/28; A43B 13/30; A43B 13/32; A43B
13/34; A43B 13/36

See application file for complete search history.

(56) **References Cited**

U.S. PATENT DOCUMENTS

D113,620 S *	3/1939	Cairns	D2/955
D146,885 S *	6/1947	Tullgran	D2/950
D420,208 S *	2/2000	Birkenstock	D2/909
D458,033 S *	6/2002	Cassingham	D5/28

(Continued)

OTHER PUBLICATIONS

U.S. Appl. No. 29/635,246, filed Jan. 31, 2018.

Primary Examiner — T Chase Nelson

(74) *Attorney, Agent, or Firm* — Quarles & Brady LLP

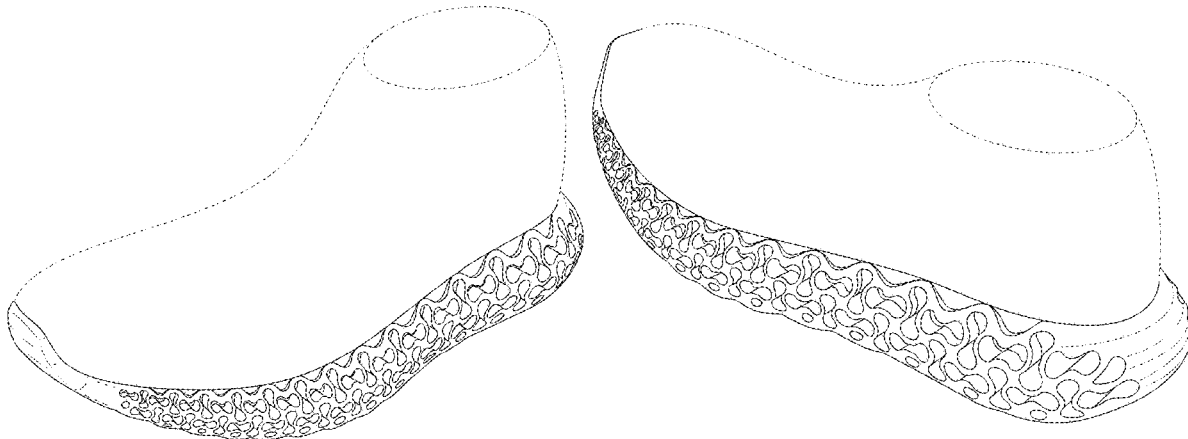
(57) **CLAIM**

The ornamental design for a shoe, as shown and described.

DESCRIPTION

FIG. 1 is a top, left, front perspective view of the shoe showing my new design;
FIG. 2 is a top, left, rear perspective view thereof;
FIG. 3 is a front elevational view thereof;
FIG. 4 is a rear elevational view thereof;
FIG. 5 is a left side elevational view thereof;
FIG. 6 is a right side elevational view thereof;
FIG. 7 is a top plan view thereof; and,
FIG. 8 is a bottom plan view thereof.
Any broken lines in the drawings indicate portions which form no part of the claimed design.

1 Claim, 7 Drawing Sheets



(56)

References Cited

U.S. PATENT DOCUMENTS

D814,156 S * 4/2018 Mial A44B 18/0011
D2/957
D819,310 S * 6/2018 Lashmore A43B 13/189
D2/947
D819,312 S * 6/2018 Lashmore A43B 3/0042
D2/947
D819,314 S * 6/2018 Pauk A43B 13/206
D2/953
D821,073 S * 6/2018 Matthews D2/947
D821,075 S * 6/2018 Lashmore D2/953
D821,076 S * 6/2018 Matthews D2/953
D821,713 S * 7/2018 Matthews D2/947
D822,967 S * 7/2018 Lashmore D2/953
D838,953 S * 1/2019 Seamarks D2/953
D838,954 S * 1/2019 Shyllon D2/953
D838,955 S * 1/2019 Shyllon D2/953
D844,952 S 4/2019 Taylor
D848,714 S * 5/2019 Cin D2/947
D858,066 S 9/2019 Hatfield
2007/0266597 A1* 11/2007 Jones A43B 13/26
36/59 C
2017/0119096 A1* 5/2017 Greene A43B 13/206
2018/0070675 A1* 3/2018 Campos, II A43B 13/189
2018/0125148 A1 5/2018 Elder et al.
2018/0338575 A1* 11/2018 Elder A43B 3/0042

* cited by examiner

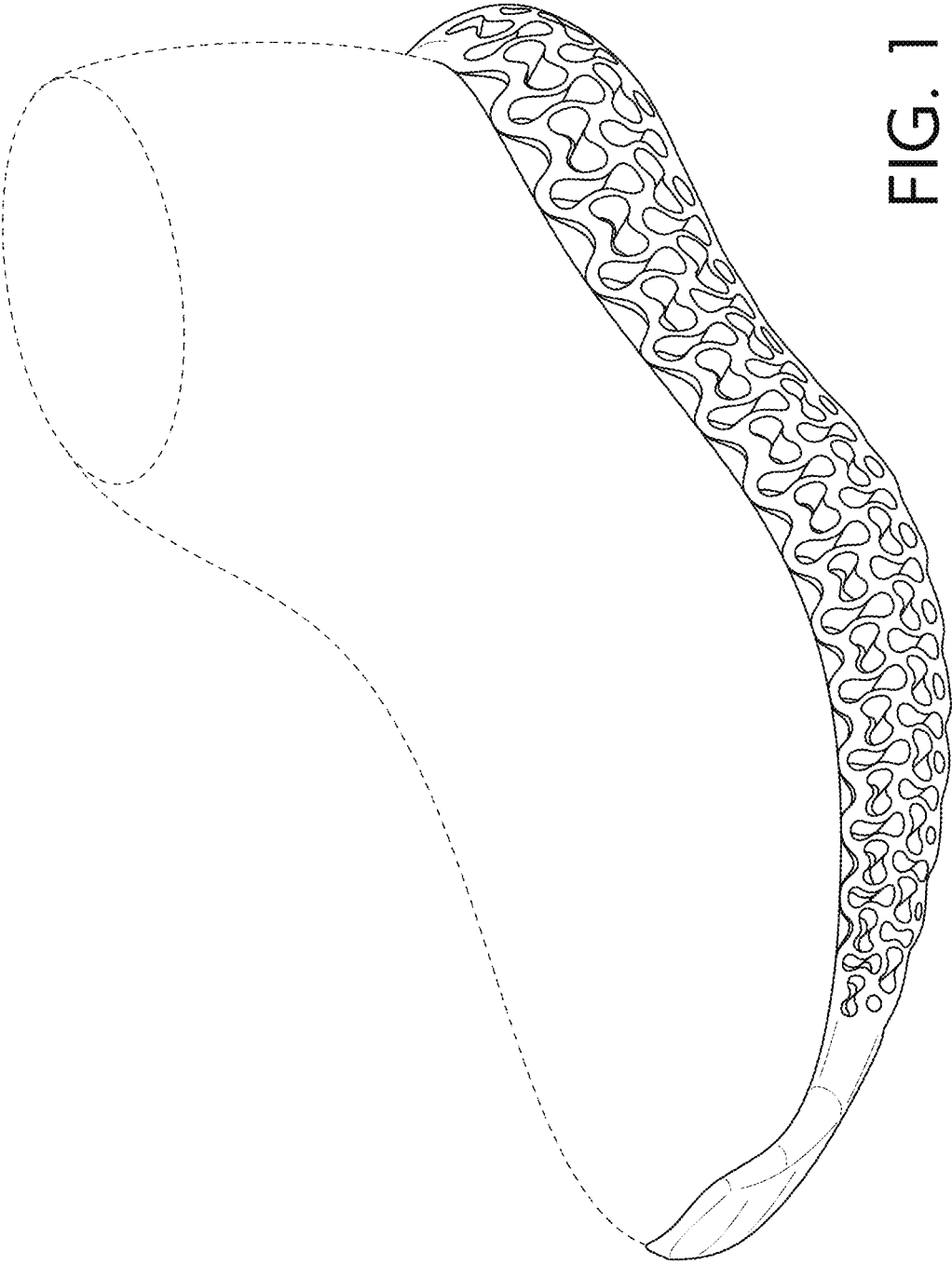


FIG. 1

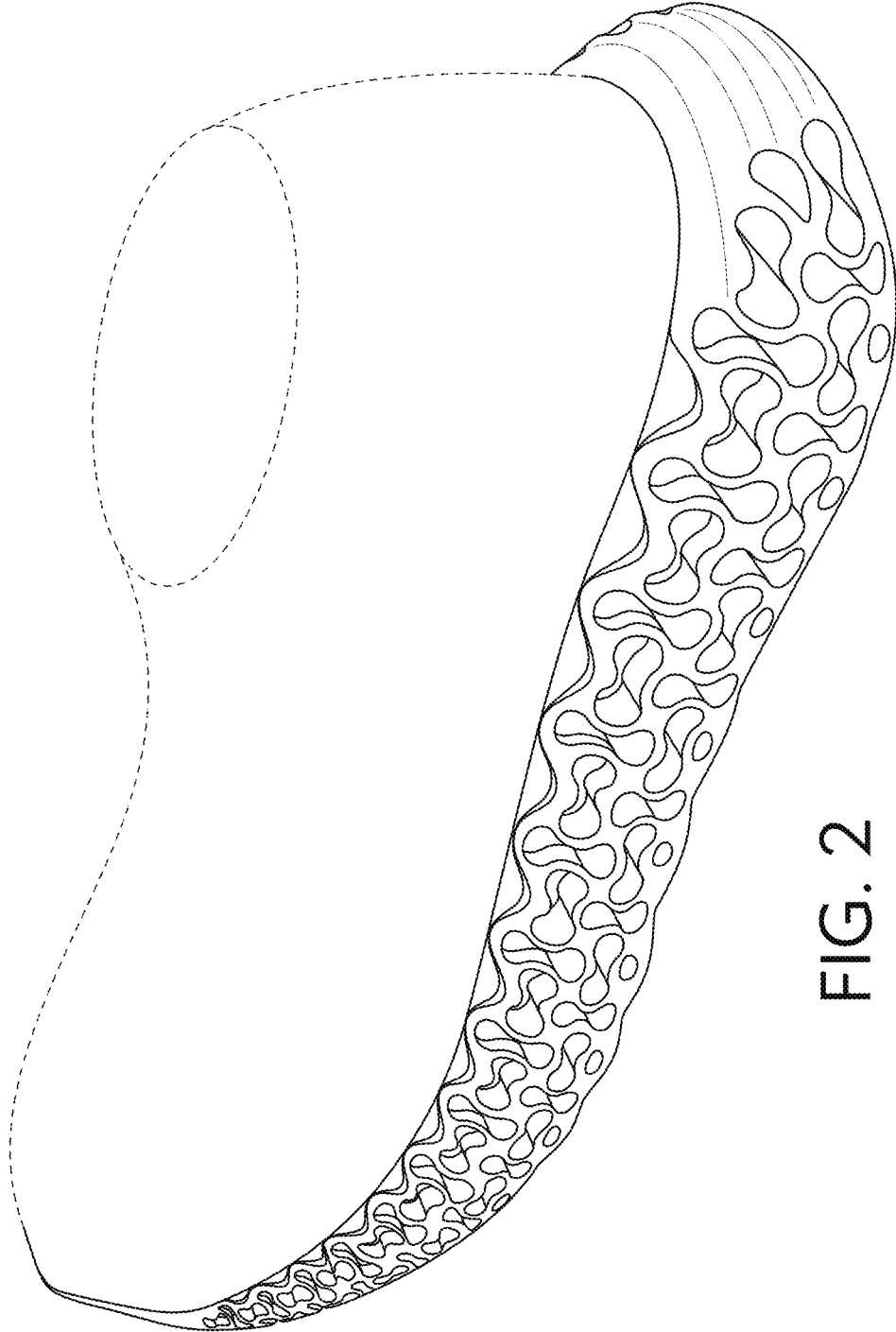


FIG. 2

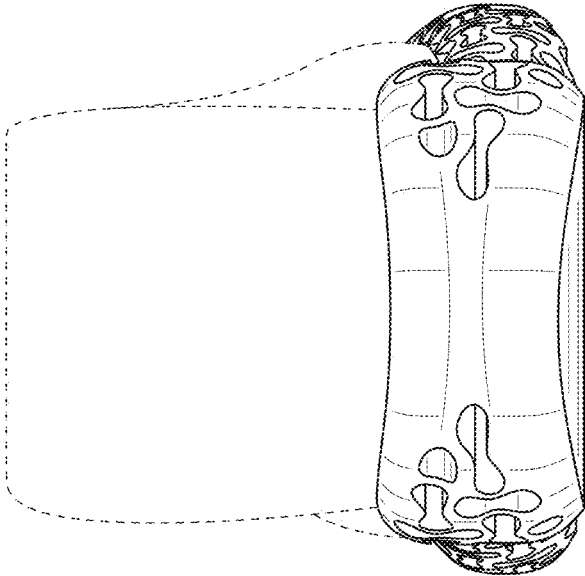


FIG. 4

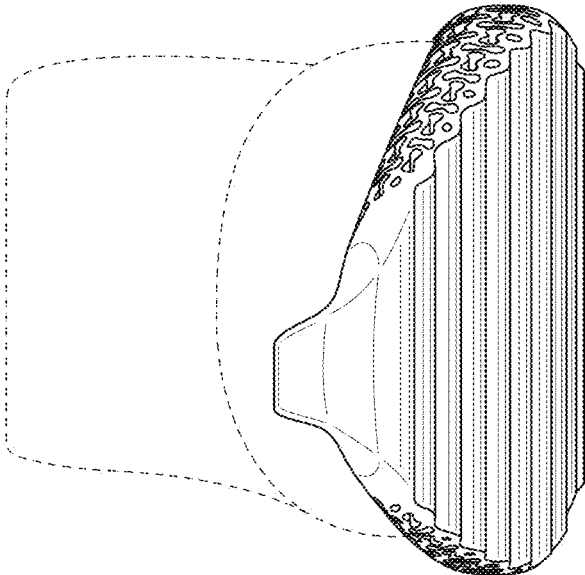


FIG. 3

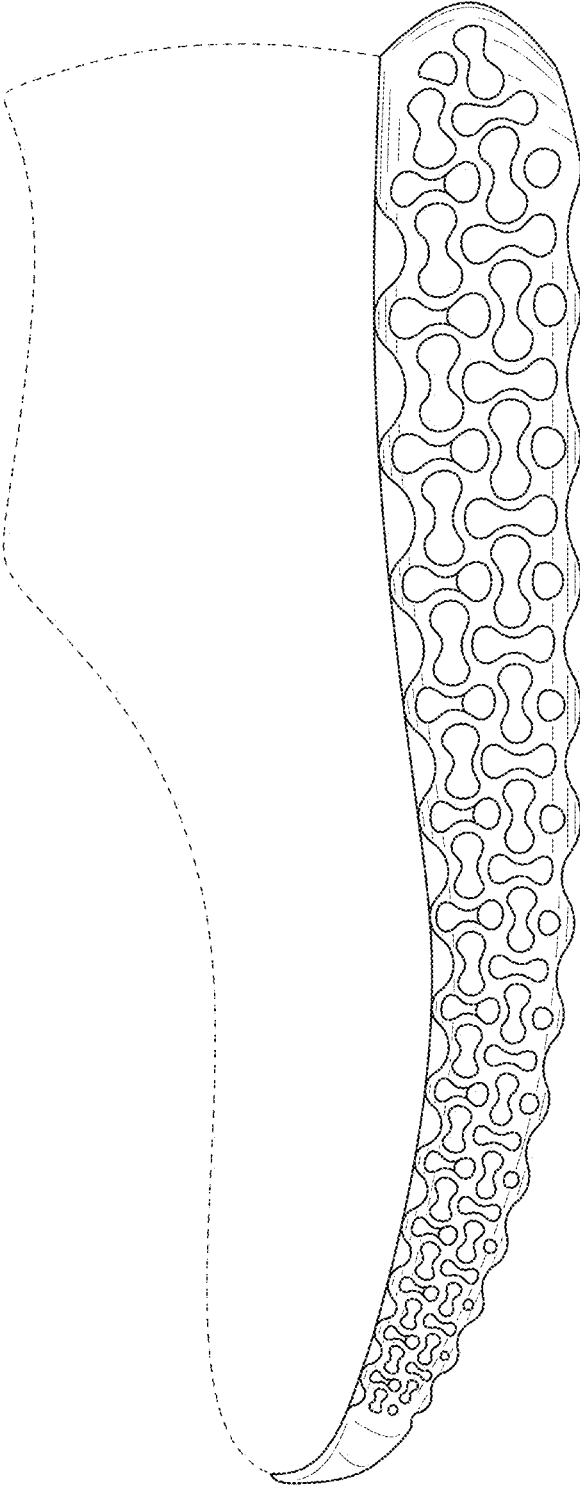


FIG. 5

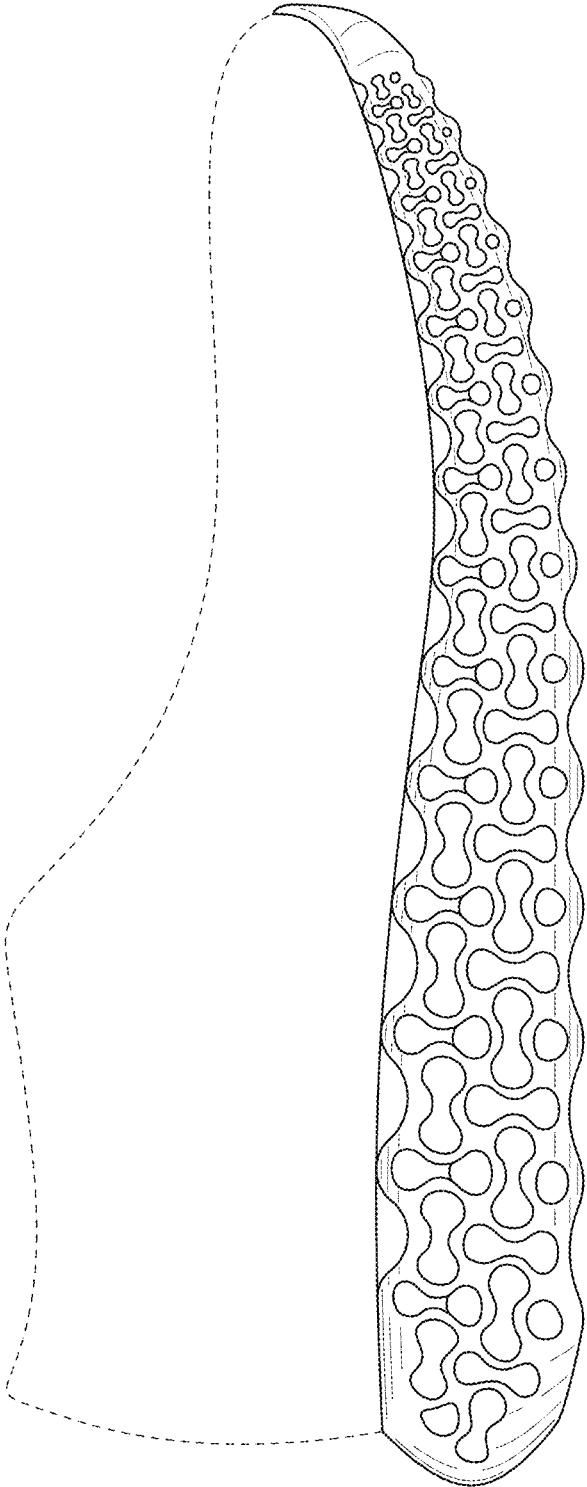


FIG. 6

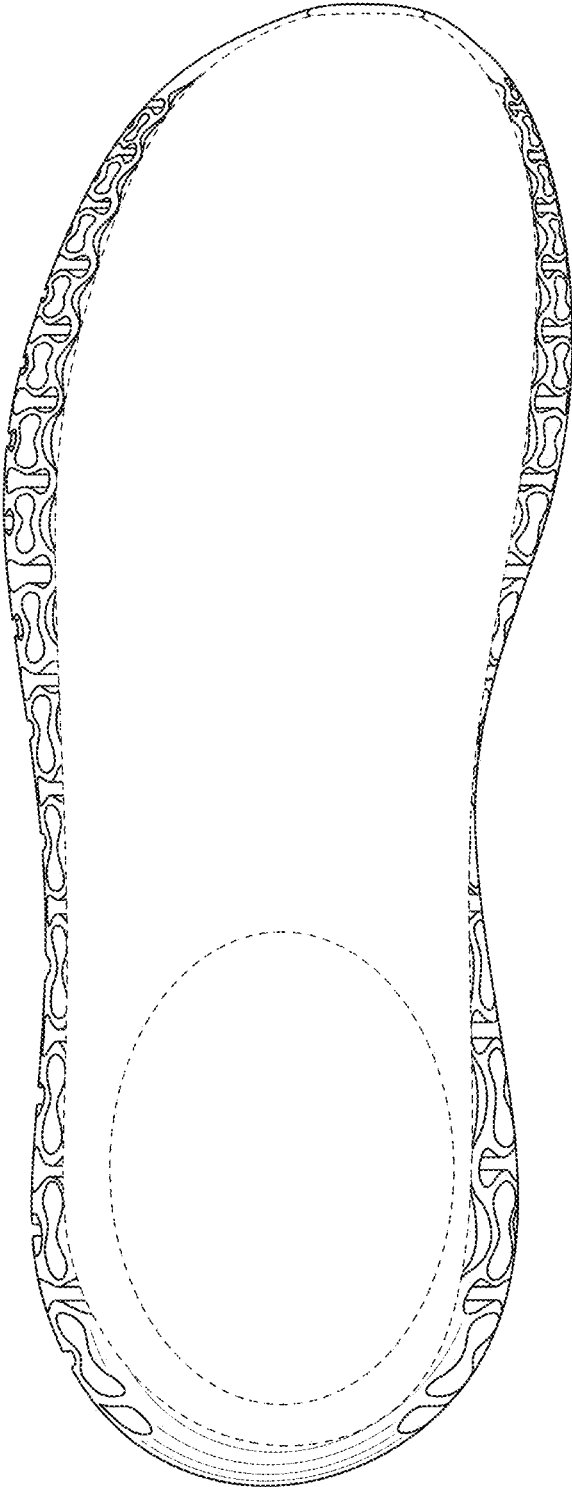


FIG. 7

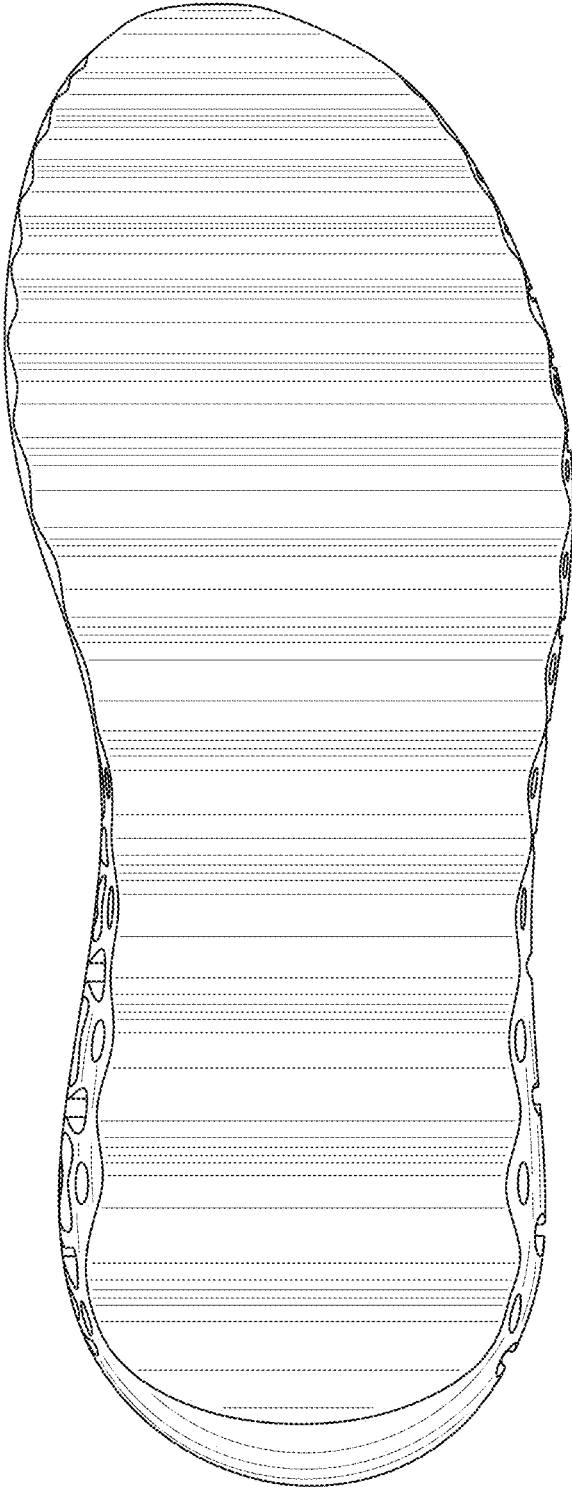


FIG. 8