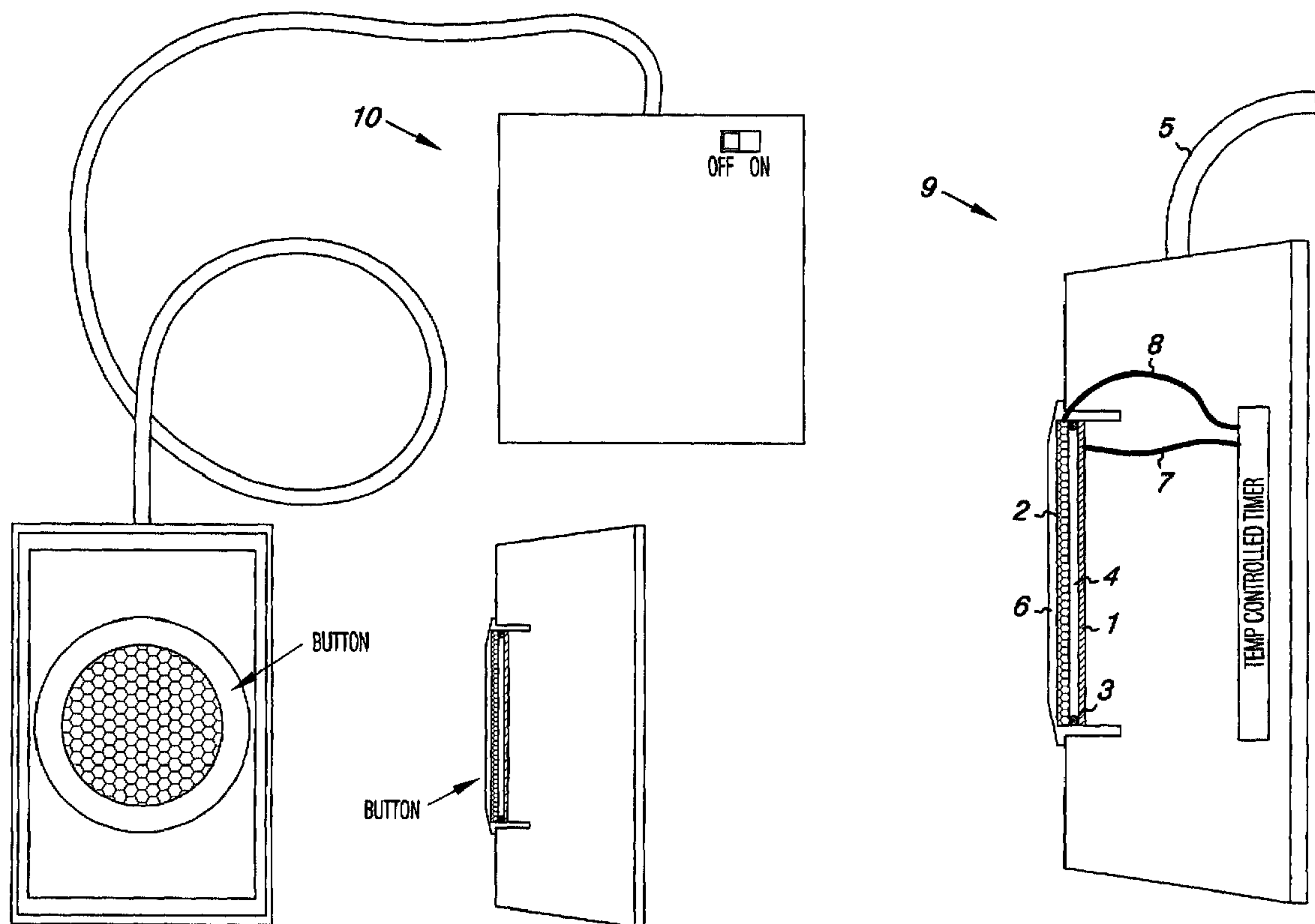




(86) Date de dépôt PCT/PCT Filing Date: 2003/02/21  
 (87) Date publication PCT/PCT Publication Date: 2003/09/04  
 (85) Entrée phase nationale/National Entry: 2004/08/17  
 (86) N° demande PCT/PCT Application No.: US 2003/005288  
 (87) N° publication PCT/PCT Publication No.: 2003/072507  
 (30) Priorité/Priority: 2002/02/22 (60/358,534) US

(51) Cl.Int.<sup>7</sup>/Int.Cl.<sup>7</sup> C02F 1/30  
 (71) Demandeur/Applicant:  
 AQUA INNOVATIONS, INC., US  
 (72) Inventeur/Inventor:  
 SENKIW, JAMES ANDREW, US  
 (74) Agent: MCFADDEN, FINCHAM

(54) Titre : MICROBULLES D'OXYGENE  
 (54) Title: MICROBUBBLES OF OXYGEN



(57) **Abrégé/Abstract:**

An oxygen emitter (6) which is an electrolytic cell is disclosed. When the anode (1) and cathode (2) are separated by a critical distance, very small microbubbles and nanobubbles of oxygen are generated. The hydrogen forms bubbles at the cathode, which bubbles rise to the surface. The very small oxygen bubbles remain in suspension, forming a solution supersaturated in oxygen. The

(57) **Abrégé(suite)/Abstract(continued):**

very small oxygen bubbles remain in suspension, forming a solution supersaturated in oxygen. The electrodes may be a metal or oxide of at least one metal selected from the group consisting of ruthenium, iridium, nickel, iron, rhodium, rhenium, cobalt, tungsten, manganese, tantalum, molybdenum, lead, titanium, platinum, palladium and osmium or oxides thereof. The electrodes may be formed into open grids or may be closed surfaces. The most preferred cathode is a stainless steel mesh. The most preferred mesh is 1/16 inch grid. The most preferred anode is platinum and iridium oxide on a support. A preferred support is titanium. Models suitable for different uses are disclosed.

## (12) INTERNATIONAL APPLICATION PUBLISHED UNDER THE PATENT COOPERATION TREATY (PCT)

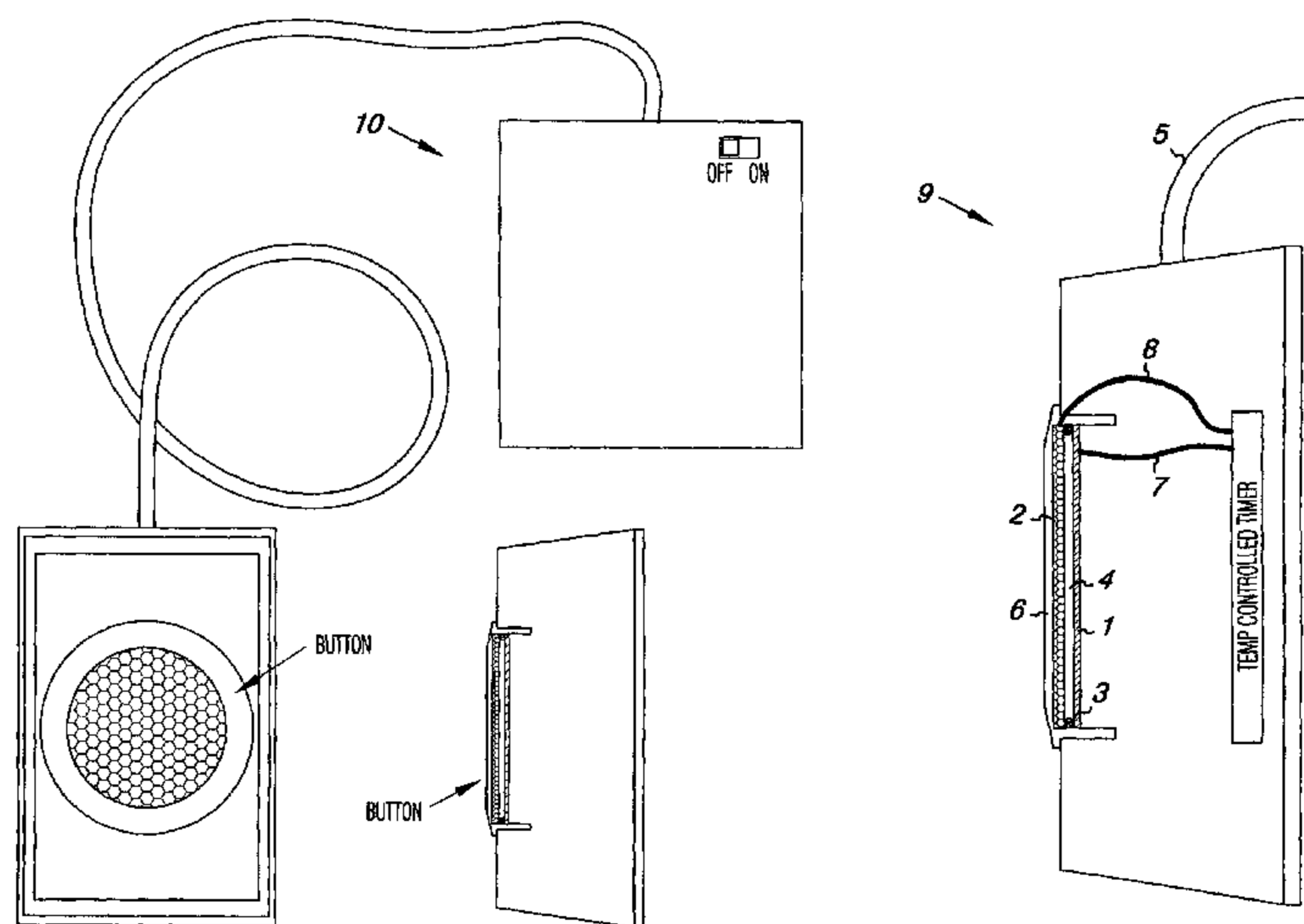
(19) World Intellectual Property Organization  
International Bureau(43) International Publication Date  
4 September 2003 (04.09.2003)

PCT

(10) International Publication Number  
WO 03/072507 A1

- (51) International Patent Classification<sup>7</sup>: C02F 1/30
- (21) International Application Number: PCT/US03/05288
- (22) International Filing Date: 21 February 2003 (21.02.2003)
- (25) Filing Language: English
- (26) Publication Language: English
- (30) Priority Data:  
60/358,534 22 February 2002 (22.02.2002) US
- (71) Applicant (for all designated States except US): AQUA INNOVATIONS, INC. [US/US]; 10828 Normandale Boulevard, Bloomington, MN 55437 (US).
- (71) Applicant and  
(72) Inventor: SENKIW, James, Andrew [US/US]; 4750 Aldrich Avenue North, Minneapolis, MN 55430-3529 (US).
- (74) Agent: TERRY, Kathleen, R.; 2417 Como Avenue, St. Paul MN 55108-1459 (US).
- (81) Designated States (national): AE, AG, AL, AM, AT, AU, AZ, BA, BB, BG, BR, BY, BZ, CA, CH, CN, CO, CR, CU, CZ, DE, DK, DM, DZ, EC, EE, ES, FI, GB, GD, GE, GH, GM, HR, HU, ID, IL, IN, IS, JP, KE, KG, KP, KR, KZ, LC, LK, LR, LS, LT, LU, LV, MA, MD, MG, MK, MN, MW, MX, MZ, NO, NZ, OM, PH, PL, PT, RO, RU, SC, SD, SE, SG, SK, SL, TJ, TM, TN, TR, TT, TZ, UA, UG, US, UZ, VC, VN, YU, ZA, ZM, ZW.
- (84) Designated States (regional): ARIPO patent (GH, GM, KE, LS, MW, MZ, SD, SL, SZ, TZ, UG, ZM, ZW), Eurasian patent (AM, AZ, BY, KG, KZ, MD, RU, TJ, TM), European patent (AT, BE, BG, CH, CY, CZ, DE, DK, EE, ES, FI, FR, GB, GR, HU, IE, IT, LU, MC, NL, PT, SE, SI, SK, TR), OAPI patent (BF, BJ, CF, CG, CI, CM, GA, GN, GQ, GW, ML, MR, NE, SN, TD, TG).
- Published:  
— with international search report
- For two-letter codes and other abbreviations, refer to the "Guidance Notes on Codes and Abbreviations" appearing at the beginning of each regular issue of the PCT Gazette.

(54) Title: MICROBUBBLES OF OXYGEN



(57) Abstract: An oxygen emitter (6) which is an electrolytic cell is disclosed. When the anode (1) and cathode (2) are separated by a critical distance, very small microbubbles and nanobubbles of oxygen are generated. The hydrogen forms bubbles at the cathode, which bubbles rise to the surface. The very small oxygen bubbles remain in suspension, forming a solution supersaturated in oxygen. The very small oxygen bubbles remain in suspension, forming a solution supersaturated in oxygen. The electrodes may be a metal or oxide of at least one metal selected from the group consisting of ruthenium, iridium, nickel, iron, rhodium, rhenium, cobalt, tungsten, manganese, tantalum, molybdenum, lead, titanium, platinum, palladium and osmium or oxides thereof. The electrodes may be formed into open grids or may be closed surfaces. The most preferred cathode is a stainless steel mesh. The most preferred mesh is 1/16 inch grid. The most preferred anode is platinum and iridium oxide on a support. A preferred support is titanium. Models suitable for different uses are disclosed.



WO 03/072507 A1

## MICROBUBBLES OF OXYGEN

### FIELD OF THE INVENTION

5 This invention relates to the electrolytic generation of microbubbles of oxygen for increasing the oxygen content of aqueous media.

### BACKGROUND OF THE INVENTION

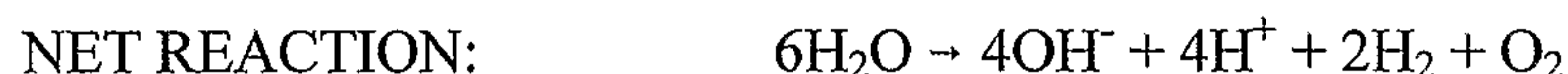
10 Many benefits may be obtained through raising the oxygen content of aqueous media. Efforts have been made to achieve higher saturated or supersaturated oxygen levels for applications such as the improvement of water quality in ponds, lakes, marshes and reservoirs, the detoxification of contaminated water, culture of fish, shrimp and other aquatic animals, biological culture and  
15 hydroponic culture. For example, fish held in a limited environment such as an aquarium, a bait bucket or a live hold tank may quickly use up the dissolved oxygen in the course of normal respiration and are then subject to hypoxic stress, which can lead to death. A similar effect is seen in cell cultures, where the respiring cells would benefit from higher oxygen content of the medium.

20 Organic pollutants from agricultural, municipal and industrial facilities spread through the ground and surface water and adversely affect life forms. Many pollutants are toxic, carcinogenic or mutagenic. Decomposition of these pollutants is facilitated by oxygen, both by direct chemical detoxifying reactions or by stimulating the growth of detoxifying microflora. Contaminated water is  
25 described as having an increased biological oxygen demand (BOD) and water treatment is aimed at decreasing the BOD so as to make more oxygen available for fish and other life forms.

The most common method of increasing the oxygen content of a medium is by  
30 sparging with air or oxygen. While this is a simple method, the resulting large bubbles produced simply break the surface and are discharged into the

atmosphere. Attempts have been made to reduce the size of the bubbles in order to facilitate oxygen transfer by increasing the total surface area of the oxygen bubbles. United States Patent Number 5,534,143 discloses a microbubble generator that achieves a bubble size of about 0.10 millimeters to about 3 millimeters in diameter. United States Patent Number 6,394,429 discloses a device for producing microbubbles, ranging in size from 0.1 to 100 microns in diameter, by forcing air into the fluid at high pressure through a small orifice.

When the object of generating bubbles is to oxygenate the water, either air, with an oxygen content of about 21%, or pure oxygen may be used. The production of oxygen and hydrogen by the electrolysis of water is well known. A current is applied across an anode and a cathode which are immersed in an aqueous medium. The current may be a direct current from a battery or an AC/DC converter from a line. Hydrogen gas is produced at the cathode and oxygen gas is produced at the anode. The reactions are:



286 kilojoules of energy is required to generate one mole of oxygen.

The gasses form bubbles which rise to the surface of the fluid and may be collected. Either the oxygen or the hydrogen may be collected for various uses. The "electrolytic water" surrounding the anode becomes acidic while the electrolytic water surrounding the cathode becomes basic. Therefore, the electrodes tend to foul or pit and have a limited life in these corrosive environments.

Many cathodes and anodes are commercially available. United States Patent Number 5,982,609 discloses cathodes comprising a metal or metallic oxide of at least one metal selected from the group consisting of ruthenium, iridium, nickel, iron, rhodium, rhenium, cobalt, tungsten, manganese, tantalum, molybdenum, lead, titanium, platinum, palladium and osmium. Anodes are formed from the same metallic oxides or metals as cathodes. Electrodes may also be formed from alloys of the above metals or metals and oxides co-deposited on a substrate. The cathode and anodes may be formed on any convenient support in any desired shape or size. It is possible to use the same materials or different materials for both electrodes. The choice is determined according to the uses. Platinum and iron alloys ("stainless steel") are often preferred materials due to their inherent resistance to the corrosive electrolytic water. An especially preferred anode disclosed in U. S. Patent Number 4,252,856 comprises vacuum deposited iridium oxide.

Holding vessels for live animals generally have a high population of animals which use up the available oxygen rapidly. Pumps to supply oxygen have high power requirements and the noise and bubbling may further stress the animals. The available electrolytic generators likewise have high power requirements and additionally run at high voltages and produce acidic and basic water which are detrimental to live animals. Many of the uses of oxygenators, such as keeping bait or caught fish alive, would benefit from portable devices that did not require a source of high power. The need remains for quiet, portable, low voltage means to oxygenate water.

### RELATED APPLICATIONS

This application claims priority of United States Provisional Patent Application Number 60/358,534, filed February 22, 2002.

## SUMMARY OF THE INVENTION

This invention provides an oxygen emitter which is an electrolytic cell which  
5 generates very small microbubbles and nanobubbles of oxygen in an aqueous  
medium, which bubbles are too small to break the surface tension of the medium,  
resulting in a medium supersaturated with oxygen.

The electrodes may be a metal or oxide of at least one metal selected from the group  
10 consisting of ruthenium, iridium, nickel, iron, rhodium, rhenium, cobalt, tungsten,  
manganese, tantalum, molybdenum, lead, titanium, platinum, palladium and  
osmium or oxides thereof. The electrodes may be formed into open grids or may be  
closed surfaces. The most preferred cathode is a stainless steel mesh. The most  
preferred mesh is a 1/16 inch grid. The most preferred anode is platinum and  
15 iridium oxide on a support. A preferred support is titanium.

In order to form microbubbles and nanobubbles, the anode and cathode are  
separated by a critical distance. The critical distance ranges from 0.005 inches to  
0.140 inches. The preferred critical distance is from 0.045 to 0.060 inches.

20 Models of different size are provided to be applicable to various volumes of  
aqueous medium to be oxygenated. The public is directed to choose the applicable  
model based on volume and power requirements of projected use. Those models  
with low voltage requirements are especially suited to oxygenating water in which  
25 animals are to be held.

Controls are provided to regulate the current and timing of electrolysis.

## DESCRIPTION OF THE DRAWINGS

Figure 1 is the O<sub>2</sub> emitter of the invention.

5 Figure 2 is an assembled device.

Figure 3 is a diagram of the electronic controls of the O<sub>2</sub> emitter.

Figure 4 shows a funnel or pyramid variation of the O<sub>2</sub> emitter.

10

Figure 5 shows a multilayer sandwich O<sub>2</sub> emitter.

## DETAILED DESCRIPTION OF THE INVENTION

15 Definitions:

For the purpose of describing the present invention, the following terms have these meanings:

20 “Critical distance” means the distance separating the anode and cathode at which evolved oxygen forms microbubbles and nanobubbles.

“O<sub>2</sub> emitter” means a cell comprised of at least one anode and at least one cathode separated by the critical distance.

25 “Microbubbles” means a bubble with a diameter less than 50 microns.

“Nanobubble” means a bubble with a diameter less than that necessary to break the surface tension of water. Nanobubbles remain suspended in the water, giving the water an opalescent or milky appearance.

“Supersaturated” means oxygen at a higher concentration than normal calculated oxygen solubility at a particular temperature and pressure.

5 “Water” means any aqueous medium with resistance less than one ohm per square centimeter; that is, a medium that can support the electrolysis of water. In general, the lower limit of resistance for a medium that can support electrolysis is water containing more than 2000 ppm total dissolved solids.

10 The present invention produces microbubbles and nanobubbles of oxygen via the electrolysis of water. As molecular oxygen radical (atomic weight 8) is produced, it reacts to form molecular oxygen, O<sub>2</sub>. In the special dimensions of the invention, as explained in more detail in the following examples, O<sub>2</sub> forms bubbles which are too small to break the surface tension of the fluid. These bubbles remain suspended  
15 indefinitely in the fluid and, when allowed to build up, make the fluid opalescent or milky. Only after several hours do the bubbles begin to coalesce on the sides of the container and the water clears. During that time, the water is supersaturated with oxygen. In contrast, the H<sub>2</sub> formed readily coalesces into larger bubbles which are discharged into the atmosphere, as can be seen by bubble formation at the cathode.

20 The first objective of this invention was to make an oxygen emitter with low power demands, low voltage and low current for use with live animals. For that reason, a small button emitter was devised. The anode and cathode were set at varying distances. It was found that electrolysis took place at very short distances before  
25 arcing of the current occurred. Surprisingly, at slightly larger distances, the water became milky and no bubbles formed at the anode, while hydrogen continued to be bubbled off the cathode. At distance of 0.140 inches between the anode and cathode, it was observed that the oxygen formed bubbles at the anode. Therefore, the critical distance for microbubble and nanobubble formation was determined to

the critical distance for microbubble and nanobubble formation was determined to be between 0.005 inches and 0.140 inches.

**Example 1. Oxygen emitter:**

5 As shown in Figure 1, the oxygen evolving anode 1 selected as the most efficient is an iridium oxide coated single sided sheet of platinum on a support of titanium (Eltech, Fairport Harbor, OH). The cathode 2 is a 1/16 inch mesh marine stainless steel screen. The anode and cathode are separated by a non-conducting spacer 3 containing a gap 4 for the passage of gas and mixing of anodic and cathodic water  
10 and connected to a power source through a connection point 5. Figure 2 shows a plan view of the assembled device. The O<sub>2</sub> emitter 6 with the anode connecting wire 7 and the cathode connecting wire 8 is contained in an enclosure 9, connected to the battery compartment 10. The spacer thickness is critical as it sets the critical distance. It must be of sufficient thickness to prevent arcing of the current, but thin  
15 enough to separate the electrodes by no more than 0.140 inches. Above that thickness, the power needs are higher and the oxygen bubbles formed at higher voltage will coalesce and escape the fluid. Preferably, the spacer is from 0.005 to 0.075 inches thick. At the lower limits, the emitter tends to foul more quickly. Most preferably, the spacer is 0.050 inches thick. The spacer may be any  
20 nonconductive material such as nylon, fiberglass, Teflon® polymer or other plastic. Because of the criticality of the space distance, it is preferable to have a non-compressible spacer. It was found that Buna, with a durometer measure of 60 was not acceptable due to decomposition. Viton, a common fluoroelastomer, has a durometer measure of 90 and was found to hold its shape well.

25 In operation, a small device with an O<sub>2</sub> emitter 1.485 inches in diameter was driven by 4AA batteries. The critical distance was held at 0.05 inches with a Viton spacer. Five gallons of water became saturated in seven minutes. This size is suitable for raising oxygen levels in an aquarium or bait bucket.

It is convenient to attach a control circuit which comprises a timer that is thermostatically controlled by a temperature sensor which determines the off time for the cathode. When the temperature of the solution changes, the resistance of the thermistor changes, which causes an off time of a certain duration. In cool water, the duration is longer so in a given volume, the emitter generates less oxygen. When the water is warmer and therefore hold less oxygen, the duration of off time is shorter. Thus the device is self-controlled to use power most economically. Figure 3 shows a block diagram of a timer control with anode 1, cathode 2, thermistor temperature sensor 3, timer control circuit 4 and wire from a direct current power source 5.

### **Example 2. Measurement of O<sub>2</sub> bubbles.**

Attempts were made to measure the diameter of the O<sub>2</sub> bubbles emitted by the device of Example 1. In the case of particles other than gasses, measurements can easily be made by scanning electron microscopy, but gasses do not survive electron microscopy. Large bubble may be measured by pore exclusion, for example, which is also not feasible when measuring a gas bubble. A black and white digital, high contrast, backlit photograph of treated water with a millimeter scale reference was shot of water produced by the emitter of Example 1. About 125 bubbles were seen in the area selected for measurement. Seven bubbles ranging from the smallest clearly seen to the largest were measured. The area was enlarged, giving a scale multiplier of 0.029412.

Recorded bubble diameters at scale were 0.16, 0.22, 0.35, 0.51, 0.76, 0.88 and 1.09 millimeters. The last three were considered outliers by reverse analysis of variance and were assumed to be hydrogen bubbles. When multiplied by the scale multiplier, the assumed O<sub>2</sub> bubbles were found to range from 4.7 to 15 microns in diameter. This test was limited by the resolution of the camera and smaller bubbles in the

nanometer range could not be resolved. It is known that white light cannot resolve features in the nanometer size range, so monochromatic laser light may give resolution sensitive enough to measure smaller bubbles. Efforts continue to increase the sensitivity of measurement so that sub-micron diameter bubbles can be measured.

**Example 3. Other models of oxygen emitter**

Depending on the volume of fluid to be oxygenated, the oxygen emitter of this invention may be shaped as a circle, rectangle, cone or other model. One or more may be set in a substrate that may be metal, glass, plastic or other material. The substrate is not critical as long as the current is isolated to the electrodes by the nonconductor spacer material of a thickness from 0.005 to 0.075 inches, preferably 0.050 inches. It has been noticed that the flow of water seems to be at the periphery of the emitter, while the evolved visible bubbles ( $H_2$ ) arise at the center of the emitter. Therefore, a funnel or pyramidal shaped emitter was constructed to treat larger volumes of fluid. Figure 4 is a cross sectional diagram of such an emitter. The anode 1 is formed as an open grid separated from a marine grade stainless steel screen cathode by the critical distance by spacer 3 around the periphery of the emitter and at the apex. This flow-through embodiment is suitable for treating large volumes of water rapidly.

The size may be varied as required. A round emitter for oxygenating a bait bucket may be about 2 inches in diameter, while a 3-inch diameter emitter is adequate for oxygenating a 10 to 40 gallon tank. The live well of a fishing boat will generally hold 40 to 80 gallons of water and require a 4-inch diameter emitter. It is within the scope of this invention to construct larger emitters or to use several in a series to oxygenate larger volumes. It is also within the scope of this invention to vary the model to provide for low voltage and amperage in cases where the need for oxygen is moderate and long lasting or conversely, to supersaturate water very quickly at

higher voltage and amperage. In the special dimensions of the present invention, it has been found that a 6 volt battery supplying a current as low as 40 milliamperes is sufficient to generate oxygen. Such a model is especially useful with live plants or animals, while it is more convenient for industrial use to use a higher voltage and current. Table I shows a number of models suitable to various uses.

**TABLE I**

Emitter Model	Gallons	Volts	Amps Max.	Ave	Watts
Bait keeper	5	6	0.090	0.060	0.36
Livewell	32	12	0.180	0.120	1.44
OEM 2 inch	10	12	0.210	0.120	1.44
Bait store	70	12	0.180	0.180	2.16
Double cycle	2	12	0.180	0.180	2.16
OEM 3 inch	50 <del>32</del> KT-03 7-21-03	12	0.500	0.265	3.48
OEM 4 inch	80	12	0.980	0.410	4.92
Water pail	2	24	1.200	1.200	28.80
Plate	250	12	5.000	2.500	30.00

10

**Example 4. Multilayer sandwich O<sub>2</sub> emitter**

An O<sub>2</sub> emitter was made in a multilayer sandwich embodiment. (Figure 5) An iridium oxide coated platinum anode 1 was formed into a grid to allow good water flow and sandwiched between two stainless steel screen cathodes 2. Spacing was

15

held at the critical distance by nylon spacers 3. The embodiment illustrated is held in a cassette 4 which is secured by nylon bolt 5 with a nylon washer 6. The dimensions selected were:

- cathode screen 0.045 inches thick
- 5 • nylon spacer 0.053 inches thick
- anode grid 0.035 inches thick
- nylon spacer 0.053 inches thick
- cathode screen 0.045 inches thick,

for an overall emitter thickness of 0.231 inches.

10

If a more powerful emitter is desired, it is within the scope of this invention to repeat the sequence of stacking. For example, an embodiment may easily be constructed with this sequence: cathode, spacer, anode, spacer, cathode, spacer, anode, spacer, cathode, spacer, anode, spacer, cathode. The number of layers in the sandwich is limited only by the power requirements acceptable for an application.

15

Those skilled in the art will readily comprehend that variations, modifications and additions may in the embodiments described herein may be made. Therefore, such variations, modifications and additions are within the scope of the appended claims.

I claim:

5           Claim 1.     An emitter for electrolytic generation of microbubbles of oxygen comprising an anode separated at a critical distance from a cathode and a power source all in electrical communication with each other.

10           Claim 2.     The emitter of claim 1 wherein the anode is a metal or a metallic oxide or a combination of a metal and a metallic oxide.

            Claim 3.     The emitter of claim 1 wherein the anode is platinum and iridium oxide on a support.

15           Claim 4.     The emitter of claim 1 wherein the cathode is a metal or metallic oxide or a combination of a metal and a metallic oxide.

            Claim 5.     The critical distance of claim 1 which is 0.005 to 0.140 inches.

20           Claim 6.     The critical distance of claim 1 which is 0.045 to 0.060 inches.

            Claim 7.     An emitter for electrolytic generation of microbubbles of oxygen comprising a plurality of anodes separated at a critical distance from a plurality of cathodes and a power source all in electrical communication with each other.

30           Claim 8.     A method for keeping aquatic animals emitter alive comprising inserting the emitter of claim 1 or claim 7 into the aquatic medium of the aquatic animals.

Claim 9. The method of claim 8 wherein the aquatic animal is a fish.

Claim 10. The method of claim 8 wherein the aquatic animal is a shrimp.

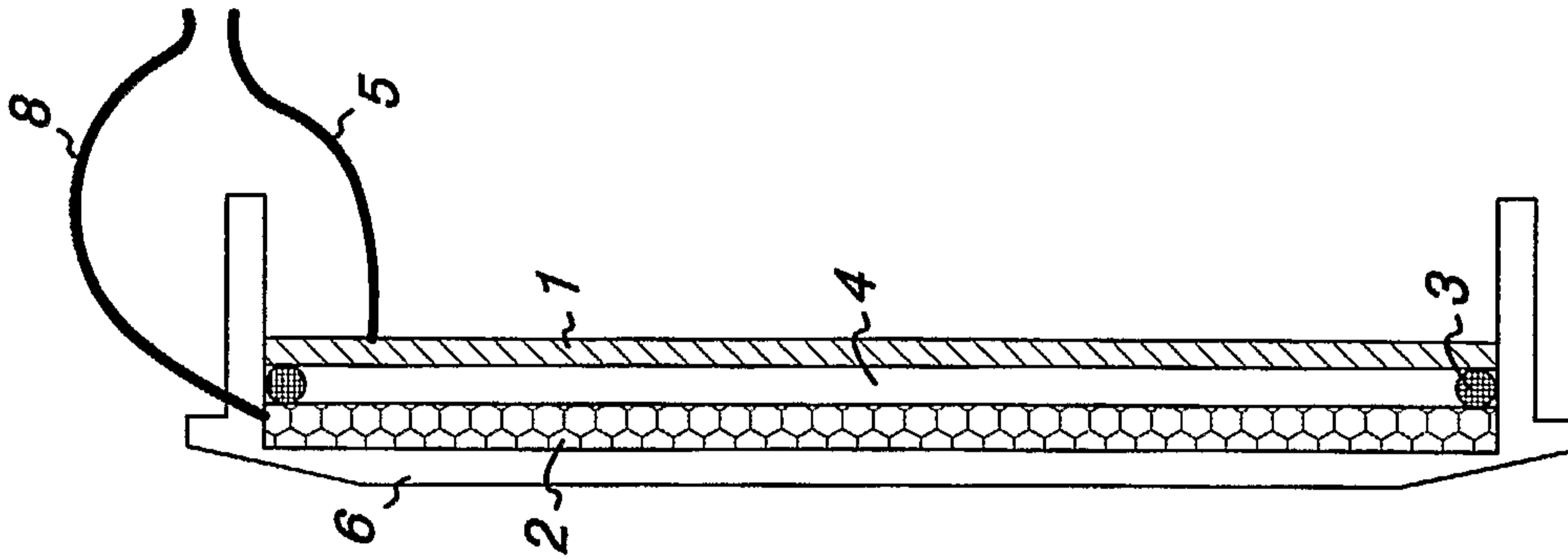
5

Claim 11. A method for lowering the biologic oxygen demand of polluted water comprising passing the polluted water through a vessel containing the emitter of claim 1.

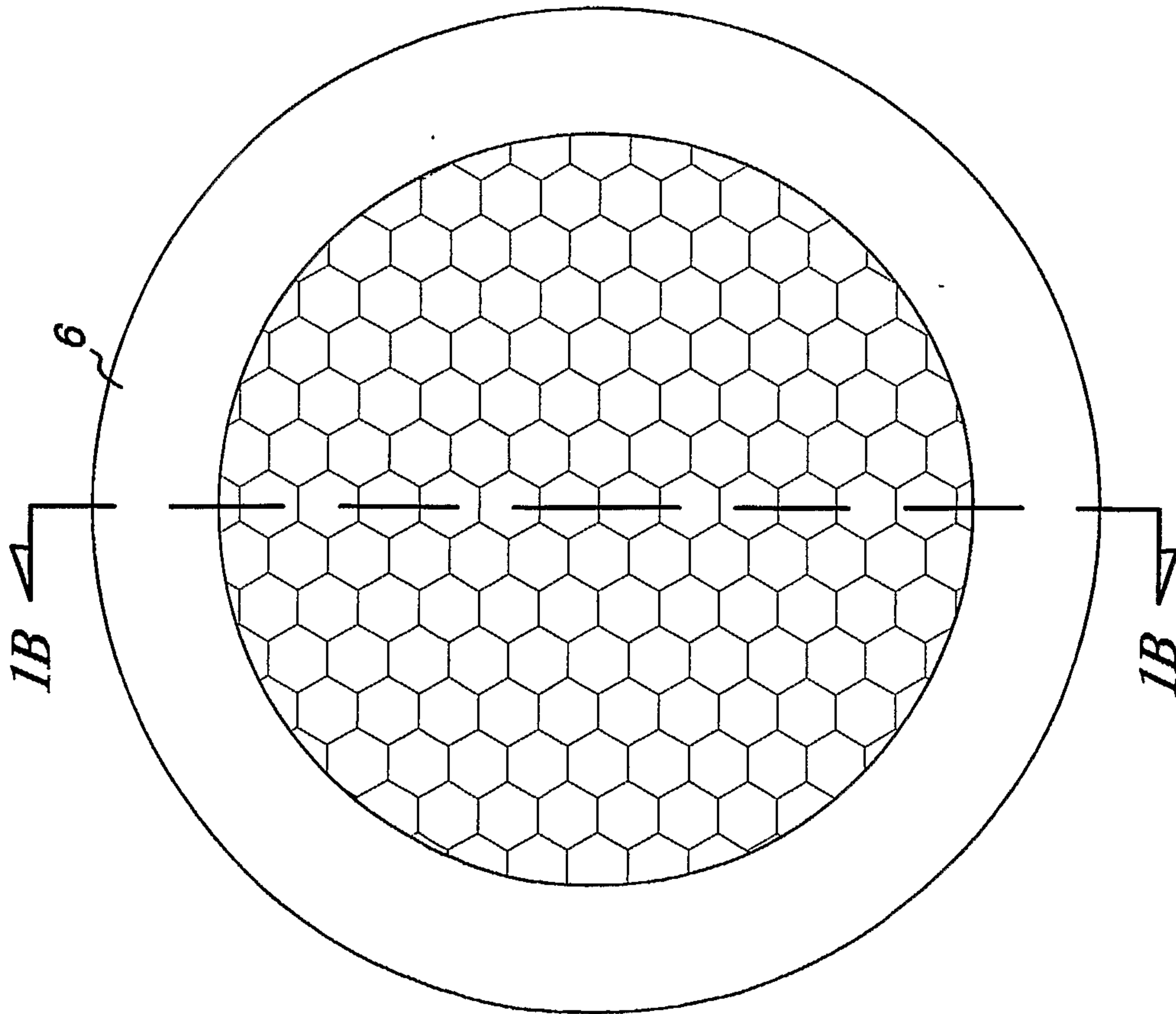
10 Claim 12. The product of claim 1 wherein the water is supersaturated with oxygen and of an approximately neutral pH.

15 Claim 13. An emitter for electrolytic generation of microbubbles of oxygen comprising a platinum-iridium oxide anode on a titanium support separated at a critical distance of from 0.045 inches to 0.060 inches from a stainless steel screen 1/16 inch thick cathode all in electrical communication with a battery.

Claim 14. The emitter of claims 1, 7 or 13 further comprising a timer control.



*Fig. 1B*



*Fig. 1A*

2/5

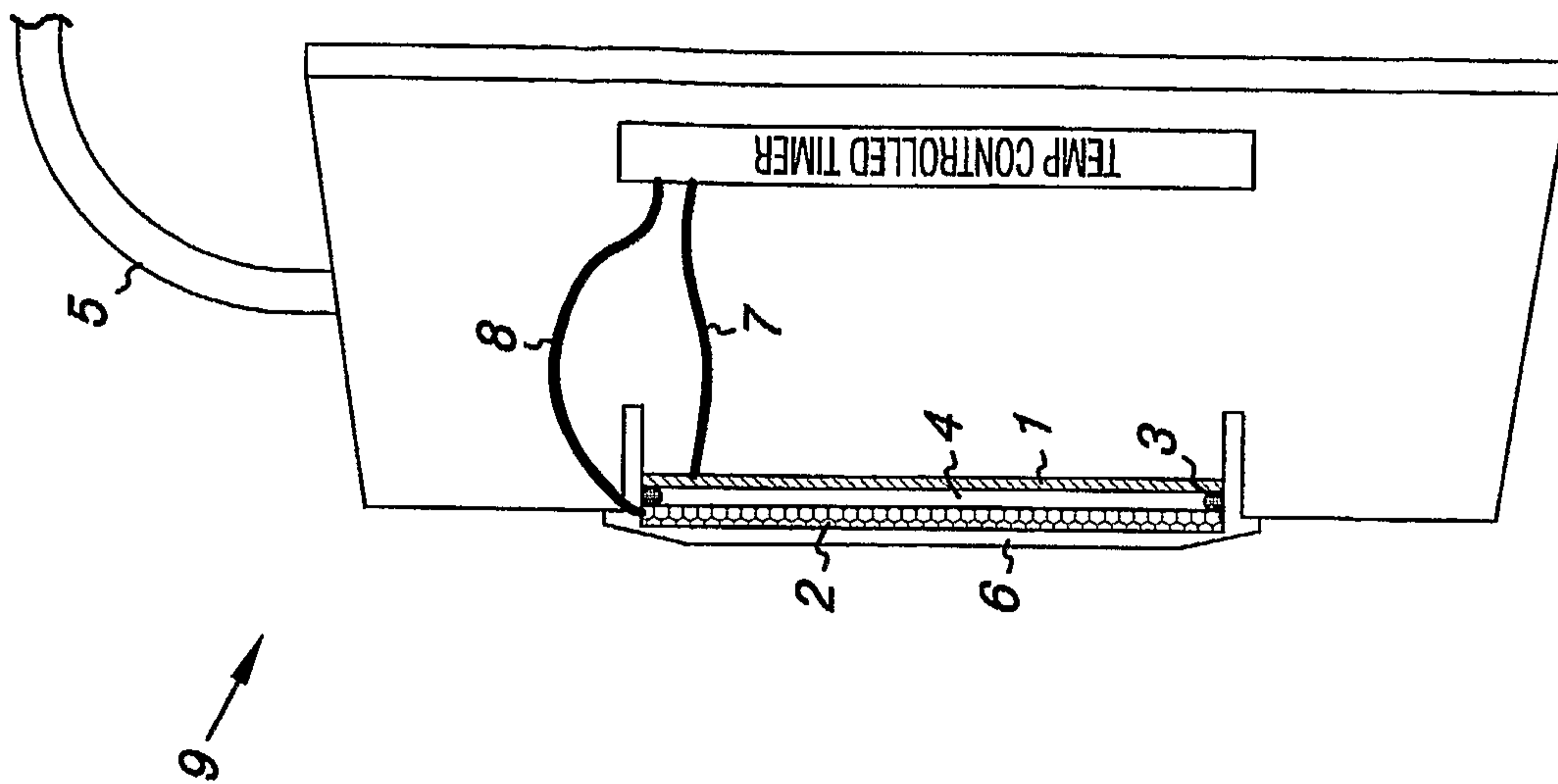


Fig. 2B

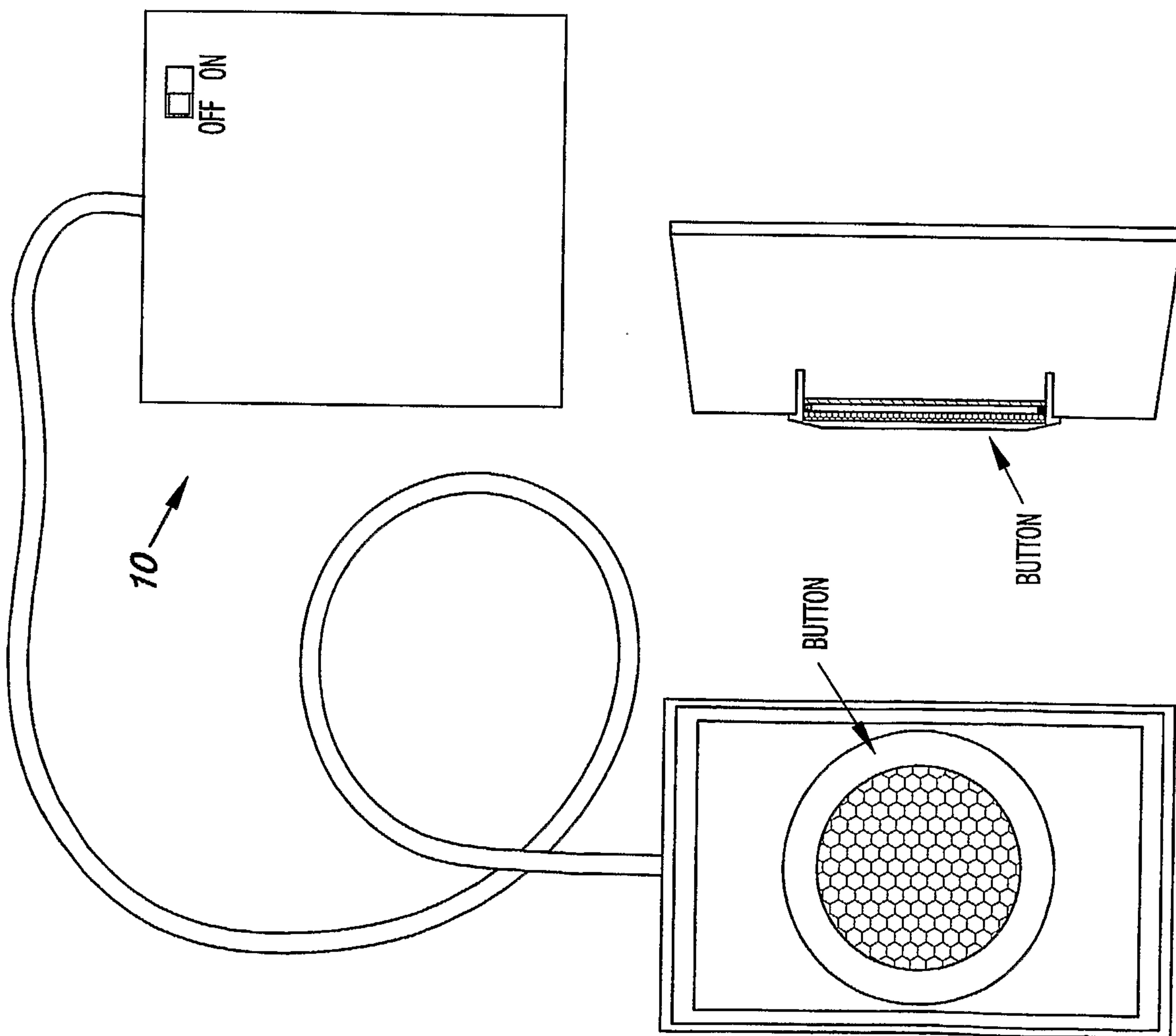
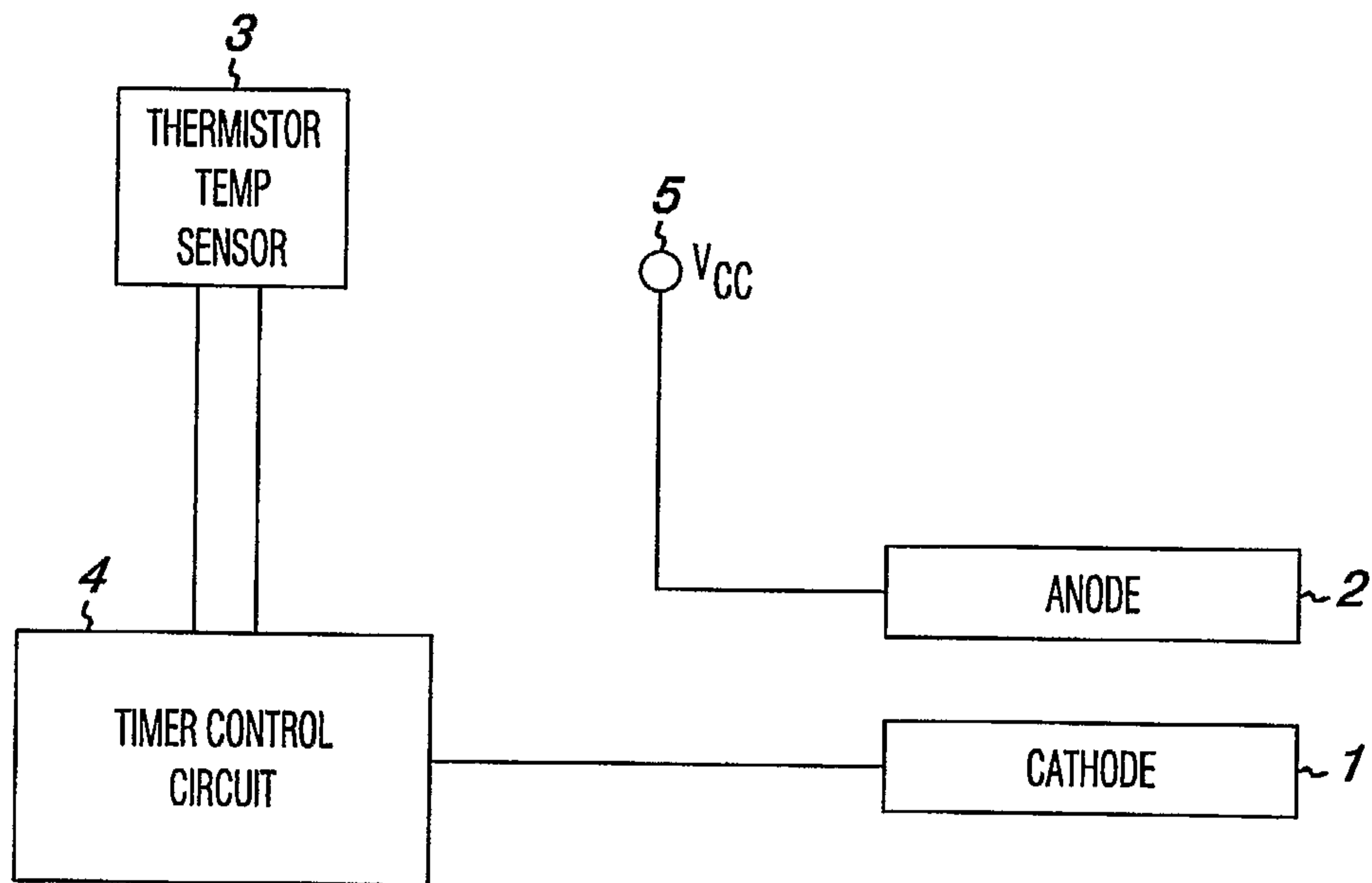
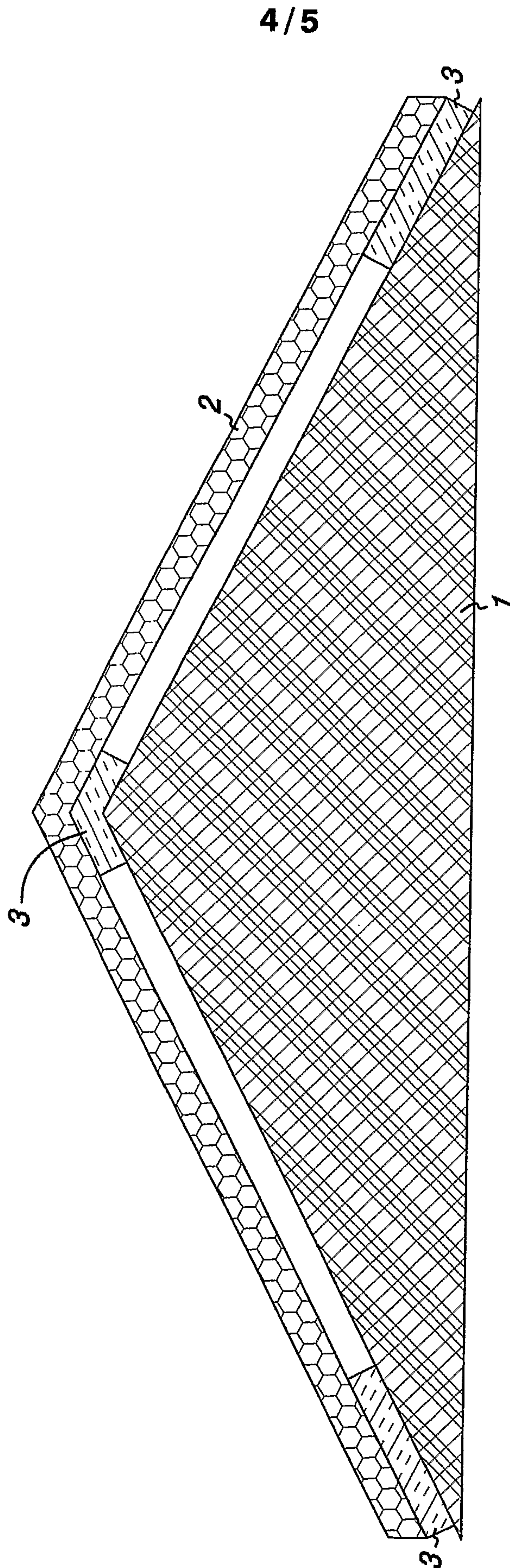


Fig. 2A

3/5

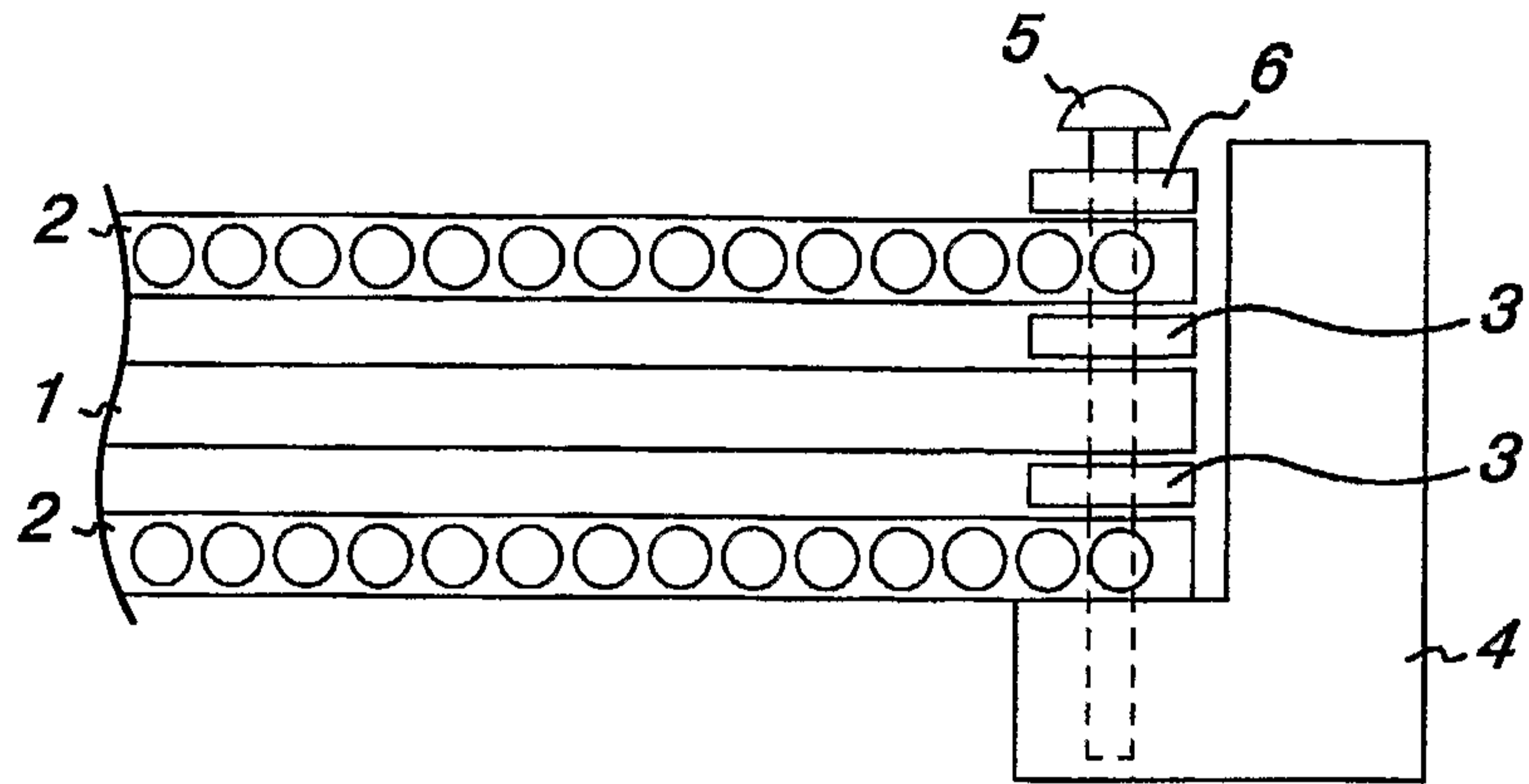
*Fig. 3*



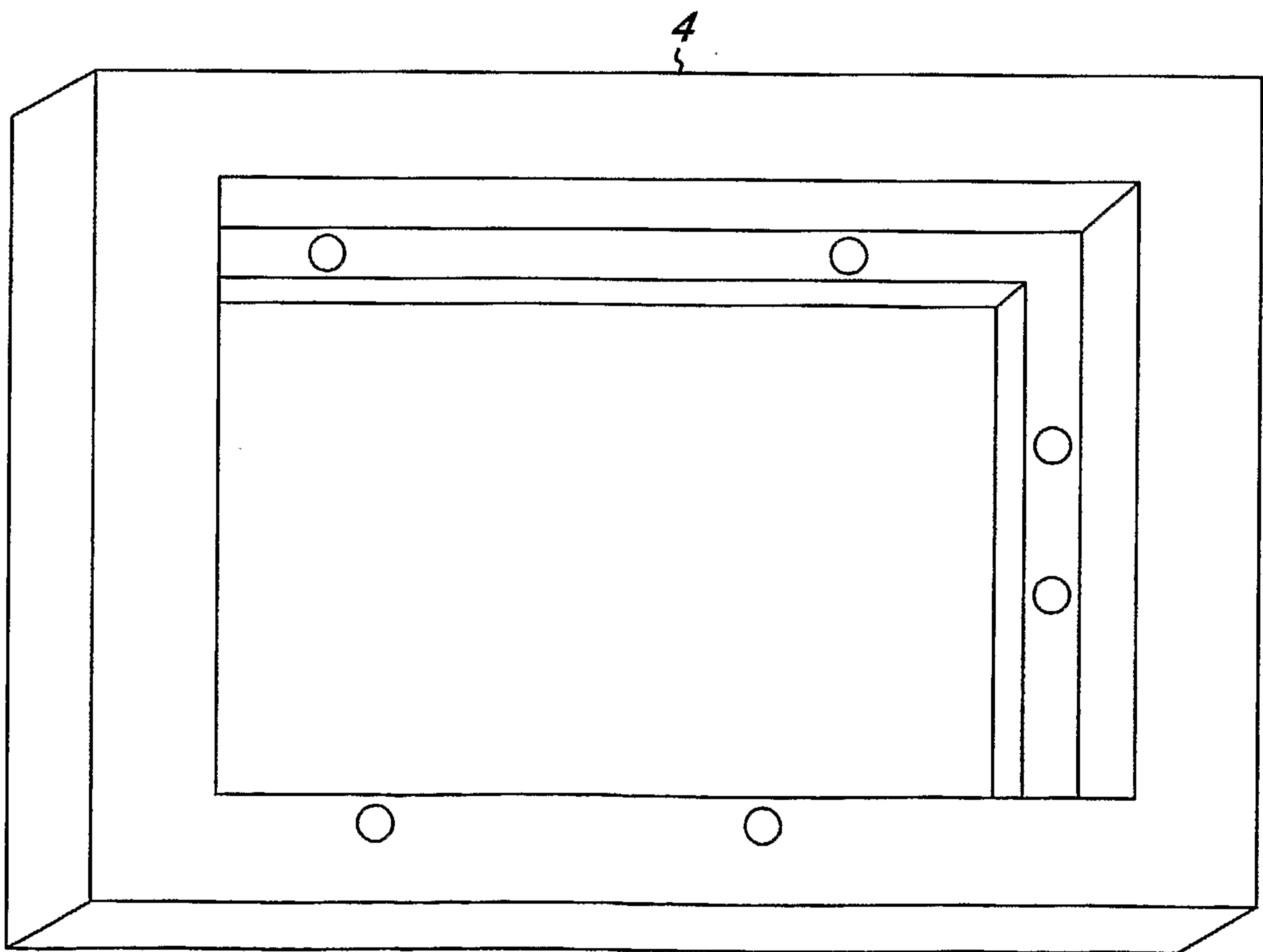
*Fig. 4*

SUBSTITUTE SHEET (RULE 26)

5/5



*Fig. 5A*



*Fig. 5B*

