



(86) Date de dépôt PCT/PCT Filing Date: 2003/07/23
 (87) Date publication PCT/PCT Publication Date: 2004/02/12
 (45) Date de délivrance/Issue Date: 2012/05/01
 (85) Entrée phase nationale/National Entry: 2005/01/25
 (86) N° demande PCT/PCT Application No.: IB 2003/002922
 (87) N° publication PCT/PCT Publication No.: 2004/013087
 (30) Priorité/Priority: 2002/07/26 (IT TO2002A000674)

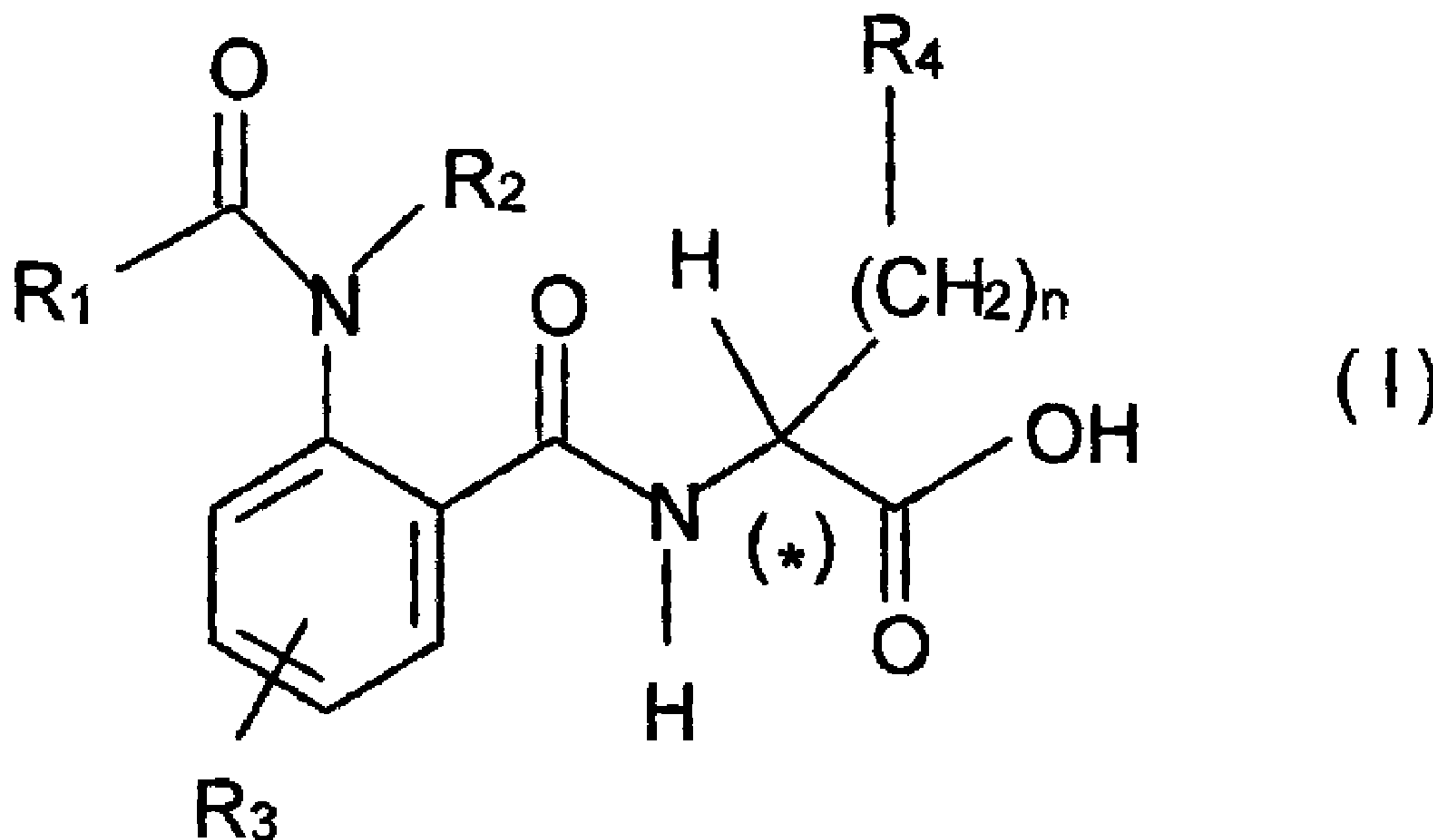
(51) Cl.Int./Int.Cl. *C07C 233/87* (2006.01),
A61K 31/166 (2006.01), *A61K 31/343* (2006.01),
A61K 31/381 (2006.01), *C07D 209/42* (2006.01),
C07D 307/78 (2006.01), *C07D 307/84* (2006.01),
C07D 333/50 (2006.01), *C07D 333/68* (2006.01)

(72) Inventeurs/Inventors:
 MAKOVEC, FRANCESCO, IT;
 VARNAVAS, ANTONIO, IT;
 LASSIANI, LUCIA, IT;
 ROVATI, LUCIO CLAUDIO, IT

(73) Propriétaire/Owner:
 ROTTAPHARM S.P.A., IT

(74) Agent: MACRAE & CO.

(54) Titre : DERIVES D'ANTHRANYLE AYANT UNE ACTIVITE ANTICHOLECYSTOKININE (ANTI-CCK-1), LEUR
 PROCEDE DE PREPARATION ET LEUR UTILISATION PHARMACEUTIQUE
 (54) Title: ANTHRANYL DERIVATIVES HAVING AN ANTI CHOLECYSTOKININ ACTIVITY (ANTI-CCK-1), A PROCESS
 FOR THEIR PREPARATION, AND PHARMACEUTICAL USE THEREOF



(57) Abrégé/Abstract:

Anthranilic compounds having anti-CCK activity of general formula (I) in which, n is a whole number lying between 0 and 7; R₁ is chosen independently from the groups (II), in which X₁ is chosen independently from, S, O, NR₂ and X₂ is a group chosen from: H, C₁-C₄ alkyl, F, Cl, CF₃, OCH₃, OC₂H₅, CN; R₂ is chosen from H or CH₃; R₃ is chosen from H, CH₃, F, Cl, CF₃, OCH₃; R₄ is chosen from the groups: H, -S-(CH₂)_m-R₅, -SO₂-(CH₂)_m-R₅ (n different from 0), a branched alkyl group, a cyclo alkyl, a cyclo alkenyl, the group 1 or 2 adamantane, a phenyl group optionally substituted; R₅ is chosen from the groups: H, linear or branched alkyl, cyclo alkyl, the group 1 or 2 adamantane, a suitably substituted phenyl group.

(12) INTERNATIONAL APPLICATION PUBLISHED UNDER THE PATENT COOPERATION TREATY (PCT)

(19) World Intellectual Property
Organization
International Bureau



(43) International Publication Date
12 February 2004 (12.02.2004)

PCT

(10) International Publication Number
WO 2004/013087 A1

(51) International Patent Classification⁷: **C07C 233/87**,
C07D 307/78, 333/50, A61K 31/166, 31/381, 31/343

SD, SE, SG, SK, SL, SY, TJ, TM, TN, TR, TT, TZ, UA,
UG, US, UZ, VC, VN, YU, ZA, ZM, ZW.

(21) International Application Number:
PCT/IB2003/002922

(84) Designated States (*regional*): ARIPO patent (GH, GM, KE, LS, MW, MZ, SD, SL, SZ, TZ, UG, ZM, ZW), Eurasian patent (AM, AZ, BY, KG, KZ, MD, RU, TJ, TM), European patent (AT, BE, BG, CH, CY, CZ, DE, DK, EE, ES, FI, FR, GB, GR, HU, IE, IT, LU, MC, NL, PT, RO, SE, SI, SK, TR), OAPI patent (BF, BJ, CF, CG, CI, CM, GA, GN, GQ, GW, ML, MR, NE, SN, TD, TG).

(22) International Filing Date: 23 July 2003 (23.07.2003)

(25) Filing Language: English

(26) Publication Language: English

(30) Priority Data:
TO2002A000674 26 July 2002 (26.07.2002) IT

Declarations under Rule 4.17:

- *as to applicant's entitlement to apply for and be granted a patent (Rule 4.17(ii)) for the following designations AE, AG, AL, AM, AT, AU, AZ, BA, BB, BG, BR, BY, BZ, CA, CH, CN, CO, CR, CU, CZ, DE, DK, DM, DZ, EC, EE, ES, FI, GB, GD, GE, GH, GM, HR, HU, ID, IL, IN, IS, JP, KE, KG, KP, KR, KZ, LC, LK, LR, LS, LT, LU, LV, MA, MD, MG, MK, MN, MW, MX, MZ, NI, NO, NZ, OM, PG, PH, PL, PT, RO, RU, SC, SD, SE, SG, SK, SL, SY, TJ, TM, TN, TR, TT, TZ, UA, UG, UZ, VC, VN, YU, ZA, ZM, ZW, ARIPO patent (GH, GM, KE, LS, MW, MZ, SD, SL, SZ, TZ, UG, ZM, ZW), Eurasian patent (AM, AZ, BY, KG, KZ, MD, RU, TJ, TM), European patent (AT, BE, BG, CH, CY, CZ, DE, DK, EE, ES, FI, FR, GB, GR, HU, IE, IT, LU, MC, NL, PT, RO, SE, SI, SK, TR), OAPI patent (BF, BJ, CF, CG, CI, CM, GA, GN, GQ, GW, ML, MR, NE, SN, TD, TG)*
- *of inventorship (Rule 4.17(iv)) for US only*

(71) Applicant (*for all designated States except US*): **ROTTA RESEARCH LABORATORIUM S.p.A.** [IT/IT]; Galleria Unione 5, I-20122 Milano (IT).

(72) Inventors; and

(75) Inventors/Applicants (*for US only*): **MAKOVEC, Francesco** [IT/IT]; Via Silvio Pellico, 14, I-20050 Lesmo (IT). **VARNAVAS, Antonio** [IT/IT]; Via Besenghi, 19, I-34143 Trieste (IT). **LASSIANI, Lucia** [IT/IT]; Via Besenghi, 19, I-34143 Trieste (IT). **ROVATI, Lucio Claudio** [IT/IT]; Via Ramazzotti, 1, I-20052 Monza (IT).

(74) Agent: **RAMBELLI, Paolo**; Jacobacci & Partners SpA, Corso Regio Parco, 27, I-10152 Torino (IT).

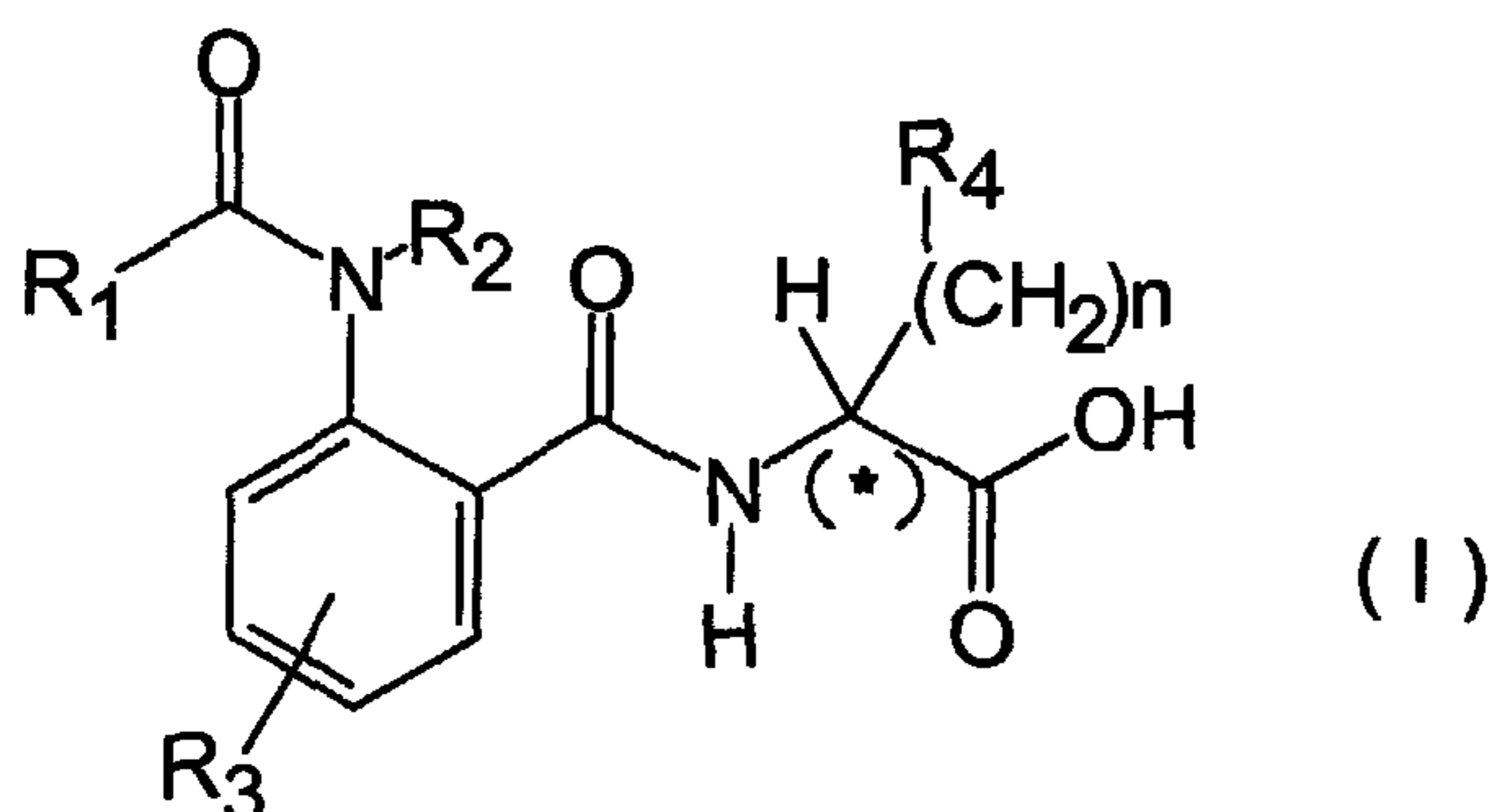
Published:

- *with international search report*
- *before the expiration of the time limit for amending the claims and to be republished in the event of receipt of amendments*

(81) Designated States (*national*): AE, AG, AL, AM, AT, AU, AZ, BA, BB, BG, BR, BY, BZ, CA, CH, CN, CO, CR, CU, CZ, DE, DK, DM, DZ, EC, EE, ES, FI, GB, GD, GE, GH, GM, HR, HU, ID, IL, IN, IS, JP, KE, KG, KP, KR, KZ, LC, LK, LR, LS, LT, LU, LV, MA, MD, MG, MK, MN, MW, MX, MZ, NI, NO, NZ, OM, PG, PH, PL, PT, RO, RU, SC,

For two-letter codes and other abbreviations, refer to the "Guidance Notes on Codes and Abbreviations" appearing at the beginning of each regular issue of the PCT Gazette.

(54) Title: ANTHRANYL DERIVATIVES HAVING AN ANTICHOLECYSTOKININ ACTIVITY (ANTI-CCK-1), A PROCESS FOR THEIR PREPARATION, AND PHARMACEUTICAL USE THEREOF

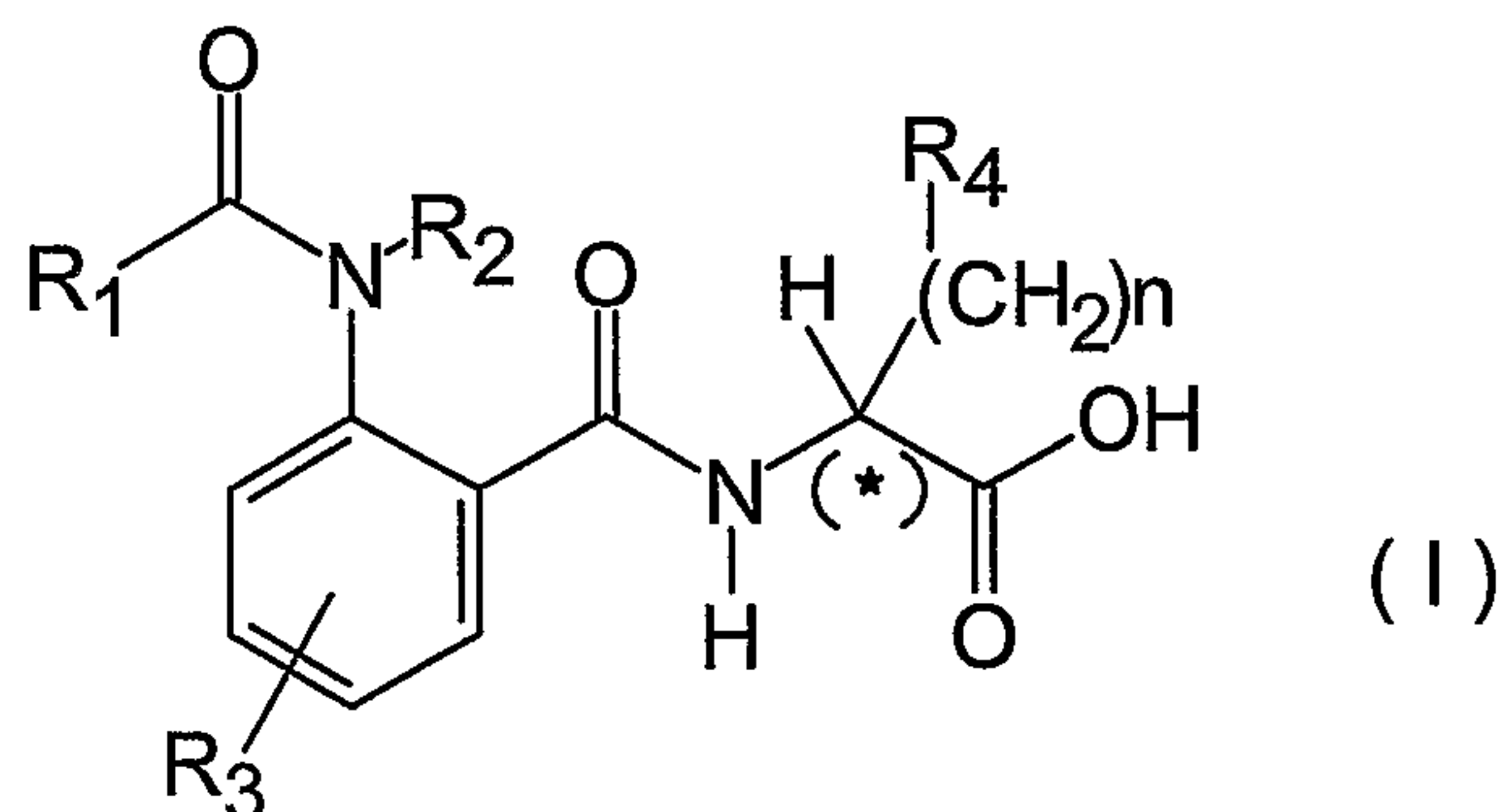


(57) Abstract: Anthranilic compounds having anti-CCK activity of general formula (I) in which, n is a whole number lying between 0 and 7; R₁ is chosen independently from the groups (II), in which X₁ is chosen independently from, S, O, NR₂ and X₂ is a group chosen from: H, C₁-C₄ alkyl, F, Cl, CF₃, OCH₃, OC₂H₅, CN; R₂ is chosen from H or CH₃; R₃ is chosen from H, CH₃, F, Cl, CF₃, OCH₃; R₄ is chosen from the groups: H, -S-(CH₂)_m-R₅, -SO₂-(CH₂)_m-R₅ (n different from 0), a branched alkyl group, a cyclo alkyl, a cyclo alkenyl, the group 1 or 2 adamantane, a phenyl group optionally substituted; R₅ is chosen from the groups: H, linear or branched alkyl, cyclo alkyl, the group 1 or 2 adamantane, a suitably substituted phenyl group.

WO 2004/013087 A1


Anthranil derivatives having an anti cholecystokinin activity
(anti-cck-1), a process for their preparation, and
pharmaceutical use thereof

The subject of the present invention is new derivatives of anthranilic acid which can be represented by the following general formula (I) and in which:



n is a whole number lying between 0 and 7;

R₁ is chosen independently from the groups:



in which X₁ is chosen independently from S, O, NR₂ and X₂ is a group chosen independently from: H, C₁-C₄ linear or branched alkyl F, Cl, CF₃, OCH₃, OC₂H₅, CN;

R₂ is chosen independently from H or CH₃;

R₃ is chosen independently from H, CH₃, F, Cl, CF₃, OCH₃;

R₄ is chosen independently from the groups: H, -S-(CH₂)_m-R₅, -SO₂-(CH₂)_m-R₅ (n different from 0) in which m is a whole number lying between 0 and 2, a branched alkyl group formed by 3 to 6 carbon atoms, a cycloalkyl formed by 3 to 10 carbon atoms, a cycloalkenyl formed by 4 to 6 carbon atoms, the group 1 or 2 - adamantyl, a simple, mono- or bi-substituted phenyl group, in which the substituents can be chosen

independently from halogens, a linear alkyl group formed by 1 to 3 carbon atoms, a branched alkyl group formed by 3 to 6 carbon atoms, an alkoxylic group formed by 1 to 3 carbon atoms, -NO₂, -CF₃, -CN;

R₅ is chosen from groups: H, a linear alkyl group formed by 1 to 3 carbon atoms, a branched alkyl group formed by 3 to 6 carbon atoms, a cycloalkyl formed by 3 up to 10 carbon atoms, a group 1 or 2 - adamantyl, a simple, mono- or bi-substituted phenyl group in which the substituents can be chosen independently from other halogens, a linear alkyl group formed by 1 to 3 carbon atoms, a branched alkyl group formed by 3 to 6 carbon atoms, an alkoxylic group formed by 1 to 3 carbon atoms, -NO₂, -CF₃, - CN.

The stereochemistry of the chiral centre, indicated with an asterix (*) in the formula (I) can be R(Rectus), racemic [R(Rectus), S(Sinister)] or S(Sinister).

Preferably, n is between 1 and 2; R₁ is preferably chosen between the groups 2 - indolyl, 2-indolyl substituted independently with the fluoro group in position 5 or with the methyl group in position 1; R₃ is preferably chosen from the groups H, CH₃, F, Cl; R₄ is preferably chosen from the phenyl group or mono substituted with the methyl groups, methoxy and CF₃ groups, whilst the stereochemistry of the compound claimed on the chiral centre indicated with an asterix in the formula (I) is preferably in the racemic form (R, S) or R(Rectus).

Further preferred sub classes are defined in the following claims and their combinations.

The compounds of the present invention are shown to be potent antagonists for the receptors CCK-1 (CCK-A) of cholecystokinin (CCK). It is therefore thought that they can be used with advantage in the therapy of various pathologies of man tied to lack of balance of CCK or other related bioactive polypeptides, and to their peripheral levels in the gastrointestinal tract, and at the level of the central nervous system (CNS) or other organs and systems in which such bioactive peptides perform a physiological or pathological role. Thus, for example, one can recognise in advance an advantageous use of these compounds for the treatment, at the gastrointestinal level, of pathologies relating to the motility of organs such as gall bladder, stomach and intestine. In particular, in the case of biliary colic (cirrhosis) by cholecystitis, in the gastro-esophical reflux (GERD) due to an anomalous functioning of the lower esophical sphincter (LES) as well as in irritable bowel syndrome (IBS). Other pathologies of the digestive apparatus in which the subject compounds can be used with advantage, strictly related to the secretagogue function and to the trophic function that CCK performs through the CCK-1 receptors in organs which are the cradle of the gastrointestinal apparatus, are acute and chronic pancreatitis as well as various tumours in which CCK and other bioactive peptides related to it act as growth factors. Alongside the pathologies which involve the gastro intestinal apparatus are multiple actions which involve CNS and in which the CCK-producing system seems to perform an important role. Anorexia, anxiety, panic, depression, schizophrenia, distress associated with tumours etc, are some of the physio pathological situations of wide social impact in which it is considered that a compound on the subject of the invention can be used with advantage.

Until now, receptor antagonists of CCK-1 have been assigned to numerous chemical classes. Among these are indicated benzodiazepam derivatives such as, for example devozopide (L-364,718) (Mol. Pharmacol. 30 (212), 1986) and FK480 (J. Pharmacol. Exp. Ther. 268 (571) (1994), numbing derivates such for example SR 27897 (Eur. J. Pharmacol. 232 (13), 1993) and T-0632 (Eur. J. Pharmacol. 304 (147), 1996) derivatives of glutamic acid such as lorglumide and loxyglumide (gastrin and cholecystokinin, Bali and Martinez (Eds.), Elsevier (45), 1987), derivatives of aspartic acid such as 2-NAP (Br. J. Pharmacol. 108 (734), 1993), quinazolinone having mixed CCK-1 and CCK-2 antagonist activity [US Patent 5756502 (1998)].

All these studies demonstrate that there is a strong therapeutic demand to find new pharmaceuticals having anti-CCK-1 activity which are potent, selective and well tolerated. Recently derivatives of anthranilic acid have been described [TO 95-000554 (1995)] which however are antagonist products of the receptor subtype 2 (B) of CCK, whilst anti CCK-1 derivatives of anthranilic acid were not known until now.

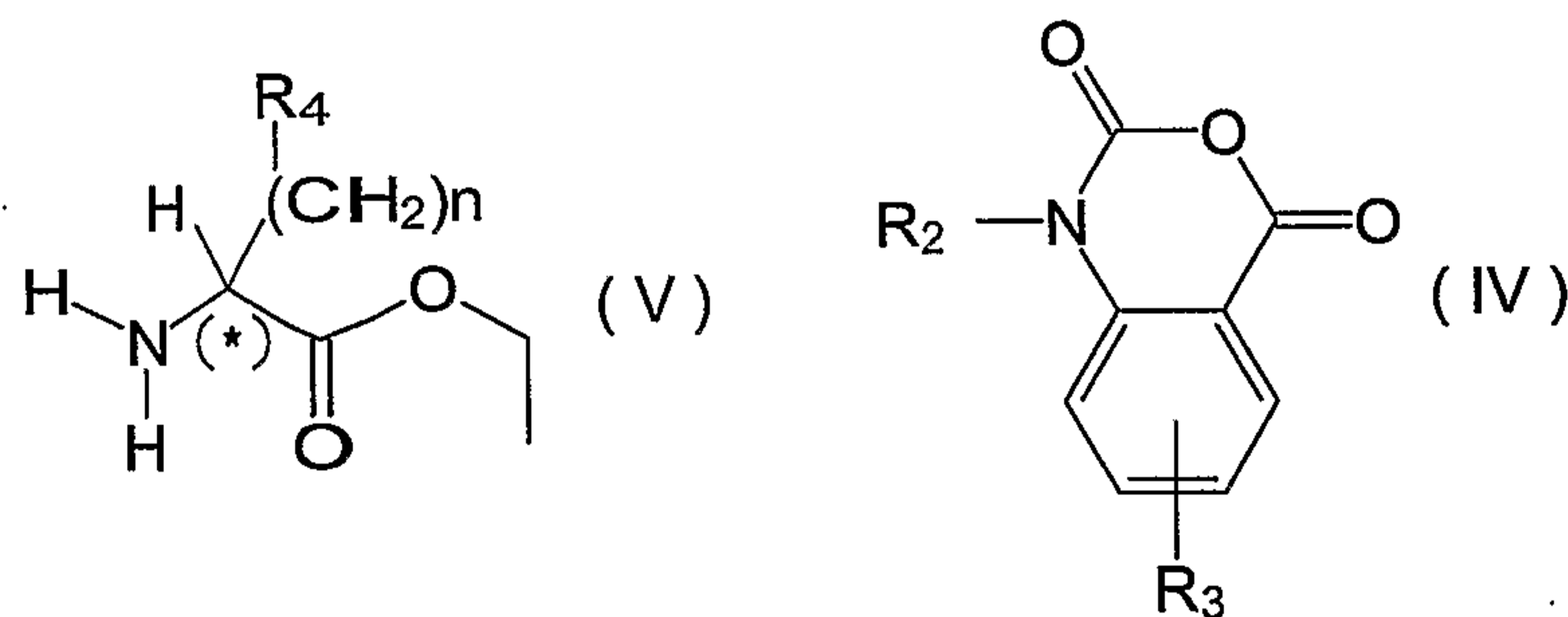
Pharmaceutical forms of the compounds forming the subject of the invention can be prepared according to conventional techniques such as, for example, as tablets, capsules, suspensions, solutions and suppositories, patches or as solid preparations for oral use having modified release and can be administered orally, parenterally, nasally, rectally and transdermally.

The active ingredients are administered to the patient typically in the region of 0.1 to 10 mg/kg of bodyweight per dose. For parenteral administration it is preferable to use a

hydrosoluble salt of the subject compound as the sodium salt or another non toxic and pharmaceutically acceptable salt. Substances commonly utilised in the pharmaceutical field as excipients such as diluents, binders, aromatisers, separating agents, colourants, humectants, sweeteners, natural or synthetic polymers etc. can be used as inactive ingredients.

The method used for the preparation of compounds forming the subject of the invention comprises the following steps:

a) Reacting in stoichiometric ratio the chloride of the methyl ester of suitable amino acids of formula (V) in which n and R₄ have the previously indicated significance and have the chiral centre in the desired configuration with the isatoic anhydride of the formula (IV) suitably substituted with R₂ and R₃ in which R₂ and R₃ have the above indicated



significance, in the presence of a tertiary amine such as, for example, triethylamine, in an inert solvent and at a temperature lying between +10° and the boiling temperature of the solvent, to give the N-anthranyl-amino acid ethyl esters of formula (III) (see diagram 1, phase I).

b) Reacting the anthranilic derivatives of formula (III), in which n, R₂, R₃ and R₄ have the above indicated significance, with an equivalent quantity of acyl chloride of formula R₁-COCl, in which R₁ has the above indicated significance, preferably in pyridine and at a temperature lying between 0° and +30° and recovering from the reaction

mixture the acyl-derivatives of formula (II) (see diagram 1, phase II).

c) Hydrolysing the esters of formula (II), in which n , R_1 , R_2 , R_3 and R_4 have the above indicated significance, in an inner solvent (such as, for example, tetrahydrofuran), with an aqueous solution of a strong inorganic base (such as lithium hydroxide), for a time period lying between 4 and 48 hours. After evaporation of the solvent, acidification and recovery of the reaction mass and with the conventional methods the derivatives of the anthranilic acid of formula (I) in which n , R_1 , R_2 , R_3 and R_4 have the above indicated significance and with the chiral centre in the desired configuration (see diagram 1, phase III).

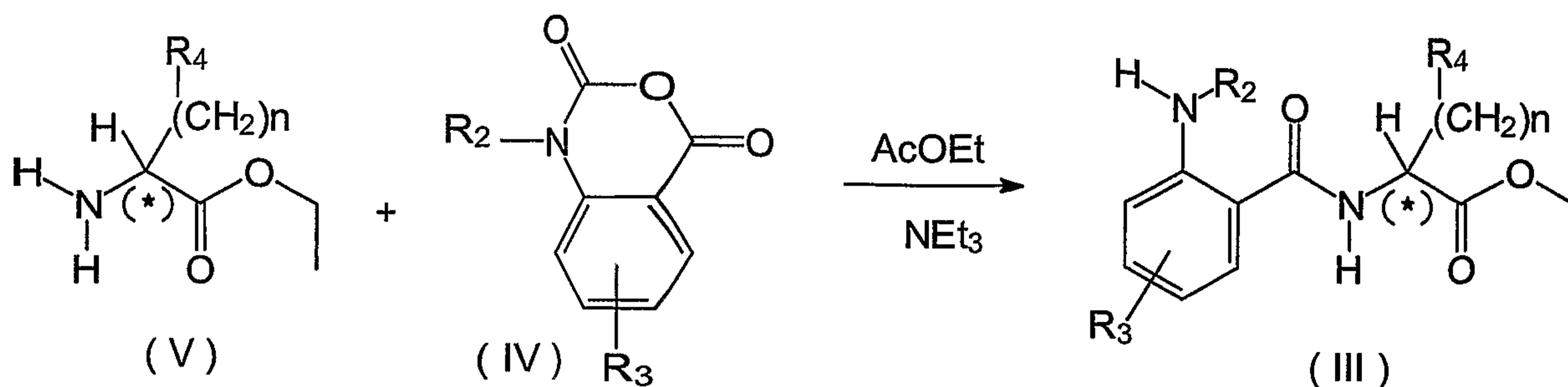
The ethyl esters of the starting amino acids of formula (V), the amino acids from which they derive as well as the suitably substituted isatoic anhydrides of formula (IV) are commercially available and have been prepared with conventional methods described in the literature.

The acyl chlorides of formula $R_1\text{-COCl}$, in which R_1 has the previously indicated significance, have been prepared according to conventional methods, (preferably using phosphorous pentachloride) in an inert solvent at a temperature lying between -10° and $+20^\circ$.

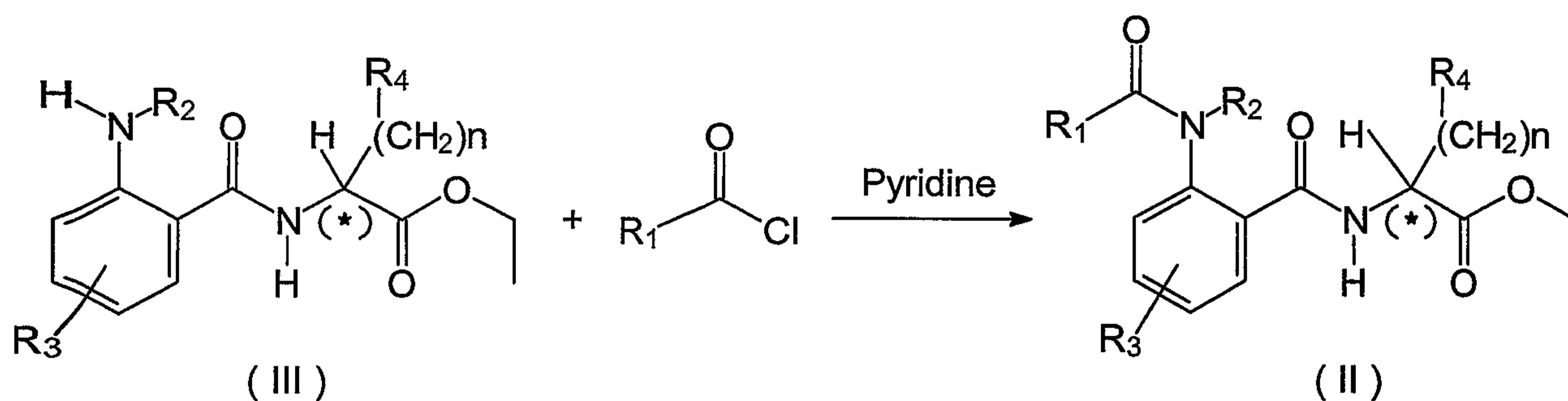
The series of operations of the process according to the above invention are illustrated overall in the following (diagram 1):

Diagram 1

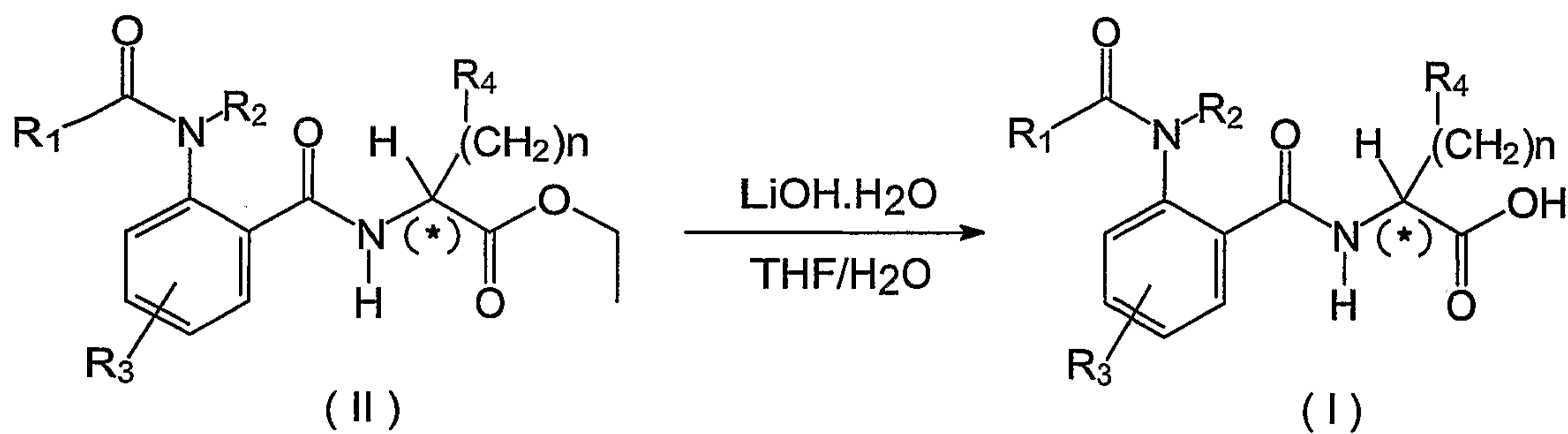
Phase I



Phase II



Phase III



The following examples are given better to illustrate the invention.

Example 1

Preparation of: ethyl ester of 2(R,S)-(2-amino benzoylamine)-3-phenyl propionic acid (general formula III).

To 22.9 g (0.1 moles) of the hydrochlorate of DL-phenylalanine ethyl ester, suspended in 500 ml of ethyl acetate, were added 13.9 ml of triethylamine (0.1 moles) and, under agitation, 16.3 g (0.1 moles) of isatoic anhydride. After heating to reflux for 4 hours the reaction mixture was cooled to ambient temperature and filtered. The filter was washed with NaOH 1N and then with water. The organic phase was dehydrated and evaporated and the oily residue rendered friable by 40-60° petroleum ether. The raw product is crystallised by ethyl acetate/hexane 1:1 (v/v). After cooling the white solid formed is filtered and dried at 60°, obtaining 25.0 g (0.08 moles) of product with yield of 80% ($C_{18}H_{20}N_2O_3$).

F.p. 85°C

TLC (AcOEt/Hexane 1:1) - Rf: 0.63.

1H -NMR ($CDCl_3$): δ 1.24 (t, 3H, $-CH_3$); 3.21 (m, 2H, $-CH_2-CH<$); 4.18 (q, 2H, $-CH_2-O-$); 4.97 (m, 1H, $>CH-$); 5.45 (s, 2H, $-NH_2$); 6.52 (d, 1H, $-NH-$); 6.61-7.28 (m, 9H, aromatics).

All the compounds of formula III are synthesised when using the same procedure (see diagram 1 - phase I).

Example 2

Preparation of: ethyl ester of 2 (R,S) - {2-[(1H-indol-2-carbonyl) amino]- benzoyl-amino}-3-phenyl-propionic acid (general formula II).

To a suspension of 16.1 g (0.1 moles) of the indol-2-carboxylic acid in 250 ml of dichloromethane at 0°C was added in small portions and under agitation 31.2 g (0.15 moles) of

phosphorous pentachloride. This was left to react at ambient temperature for 3 hours, dichloromethane was added and the solvent evaporated under vacuum. The chloride of the acid thus formed, dissolved in 50 ml of dichloromethane, was added under agitation to a solution of 31.2 g (0.1 moles) of the ethyl ester of 2 (R,S)-(2-amino-benzoylamino)-3-phenyl-propionic acid in 100 ml of pyridine at a temperature of 0°C. At the end of the addition the reaction mass was held at 0°C for a further hour and then at ambient temperature for about 12 hours. 250 ml of dichloromethane was added and the organic phase washed with 400 ml of HCl 1N and then with NaOH 0.1N and finally with the saturated solution of NaCl. After drying, the solvent was evaporated and the raw product purified by treatment with hot methanol. After cooling the solid was filtered and dried at 60°C in an oven, obtaining 35.5 g (0.078 moles) of product with a yield of 78% (C₂₇H₂₅N₃O₄).

F.p. 210-211°C

TLC (AcOEt /Hexane 1:1) - R_f: 0.69

¹H-NMR (DMSO-d₆): δ 1.17 (t, 3H, -CH₃); 3.20 (m, 2H, -CH₂-CH<); 4.11 (q, 2H, -CH₂-O-); 4.79 (m, 1H, -CH<); 6.98 (s, 1H, indol); 7.06-7.82 (m, 12H, aromatics); 8.64 (d, 1H, aromatic); 9.30 (d, 1H, -NH-CH<); 11.95 (s, 1H, -NH- indol); 12.15 (s, 1H, -NH-).

All the compounds of Formula (II) were synthesised using the same procedure (see Diagram 1 - Phase II).

Example 3

Preparation of: 2(R,S)-{2-[(1H-indol-2-carbonyl)amino]-benzoylamino}-3-phenyl-propionic acid. [compound 1 (general formula I) - Table 1].

To a suspension of 45.5 g (0.1 moles) of the ethyl ester of 2(R,S)-{2-[(1H-indol-2-carbonyl)amino]-benzoylamino}-3-phenyl-propionic acid in 1 litre of an H₂O/THF 1:1 mixture were added 4.6 g (0.11 moles) of hydrated lithium hydroxide and left under agitation under ambient temperature for 24 hours. The process continues with the evaporation of the organic solvent and the products obtained by precipitation at 0°C followed by acidification with dilute HCl. The raw product is crystallised by methanol, obtaining 36.3 g (0.085 moles) with yield of 85% (C₂₅H₂₁N₃O₄).

F.p. 268-269°C

TLC (AcOEt/MeOH 2:1) - R_f: 0.61.

¹H-NMR (DMSO-d₆): δ 3.27 (m, 2H, -CH₂-CH<); 4.79 (m, 1H, >CH-); 6.97 (s, 1H, H indol); 7.06-7.87 (m, 12H, aromatics); 8.64 (d, 1H, H aromatic); 9.21 (d, 1H, -NH-); 11.93 (s, 1H, -NH-indol); 12.28 (s, 1H, -NH-).

Example 4

Preparation of: 2(R)-{2-[(1H-indol-2-carbonyl)amino]-benzoylamino}-3-phenyl-propionic acid:
[compound 2 (general formula I) - Table 1].

The procedure was as described in Examples 1, 2 and 3, starting from chloride of D-phenyl alamine ethyl ester.

Yield: 43%;

Formula: $C_{25}H_{21}N_3O_4$

F.p. 271-272°C;

TLC (AcOEt/MeOH 2:1) - Rf: 0.61

Rotatory power: $[\alpha]_D^{25} = + 13.6$ (c = 0.59, DMF).

Optical purity: e.e [HPLC chiral] = 98.7%.

Chiral HPLC analytic conditions: CSP-TE-SP-100 column of 250 mm; internal diameter 4 mm; Detector; UV at 254 nm; Eluent; MeOH/H₂O 85/15 (v/v) + 20mM NH₄OAc; Flow; 1.00 ml/min; Temperature: 23°C; Retention time: 5.6 min. against 4.0 min. of the S enantiomer.

Example 5

Preparation of: 2(S)-{2-[(1H-indol-2-carbonyl)amino]-benzoylamino}-3-phenyl-propionic acid.

[Compound 3 (general formula I) - Table 1].

Proceed as described in Example 4, starting from hydrochloride of L-phenyl alanine ethyl ester.

Yield: 50%;

Formula : $C_{25}H_{21}N_3O_4$.

F.p. 270-271°C;

TLC (AcOEt/MeOH 2:1) - Rf: 0.61

Rotatory Power: $[\alpha]_D^{25} = - 15.8$ (c = 0.57, DMF);

Optical purity: e.e [HPLC chiral] > 99.5%.

Chiral HPLC analetic conditions: CSP-TE-SP-100, of 250 mm; internal diameter 4 mm; Detector: UV at 254 nm; Eluent MeOH/H₂O: 85/15 (v/v) + 20 mM NH₄OAc; Flow: 1.00 ml/min; Temperature: 23°C; Retention time: 4.0 min against 5.6 min of

the R enantiomer.

All the compounds of formula (I) were synthesised by using the same procedure (see diagram 1). In the following Table 1 are reported some of the compounds thus obtained with some chemical-physical characteristics identified and the solvent of crystallisation, without by this omitting in any way the spirit and scope of the invention itself.

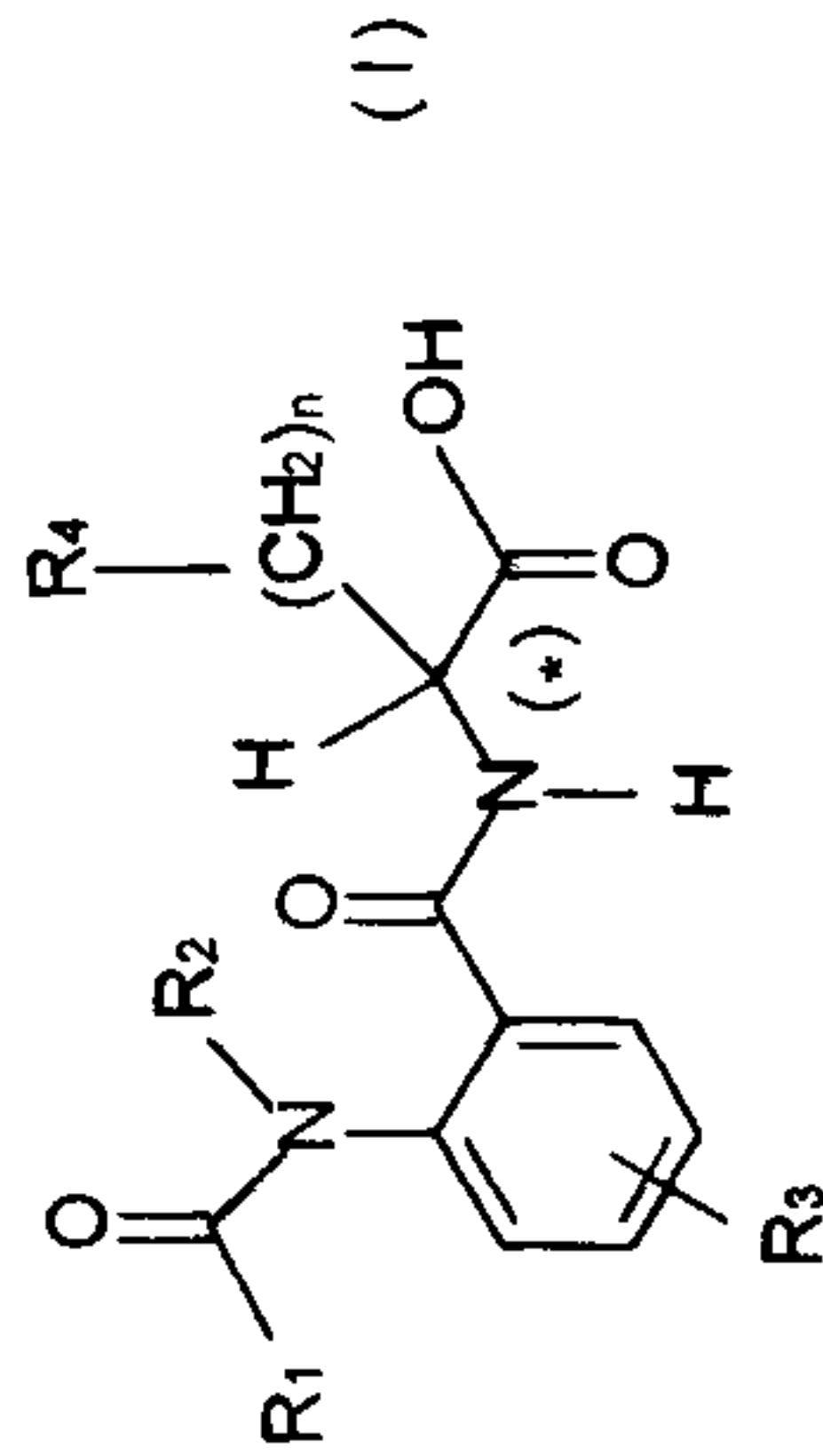
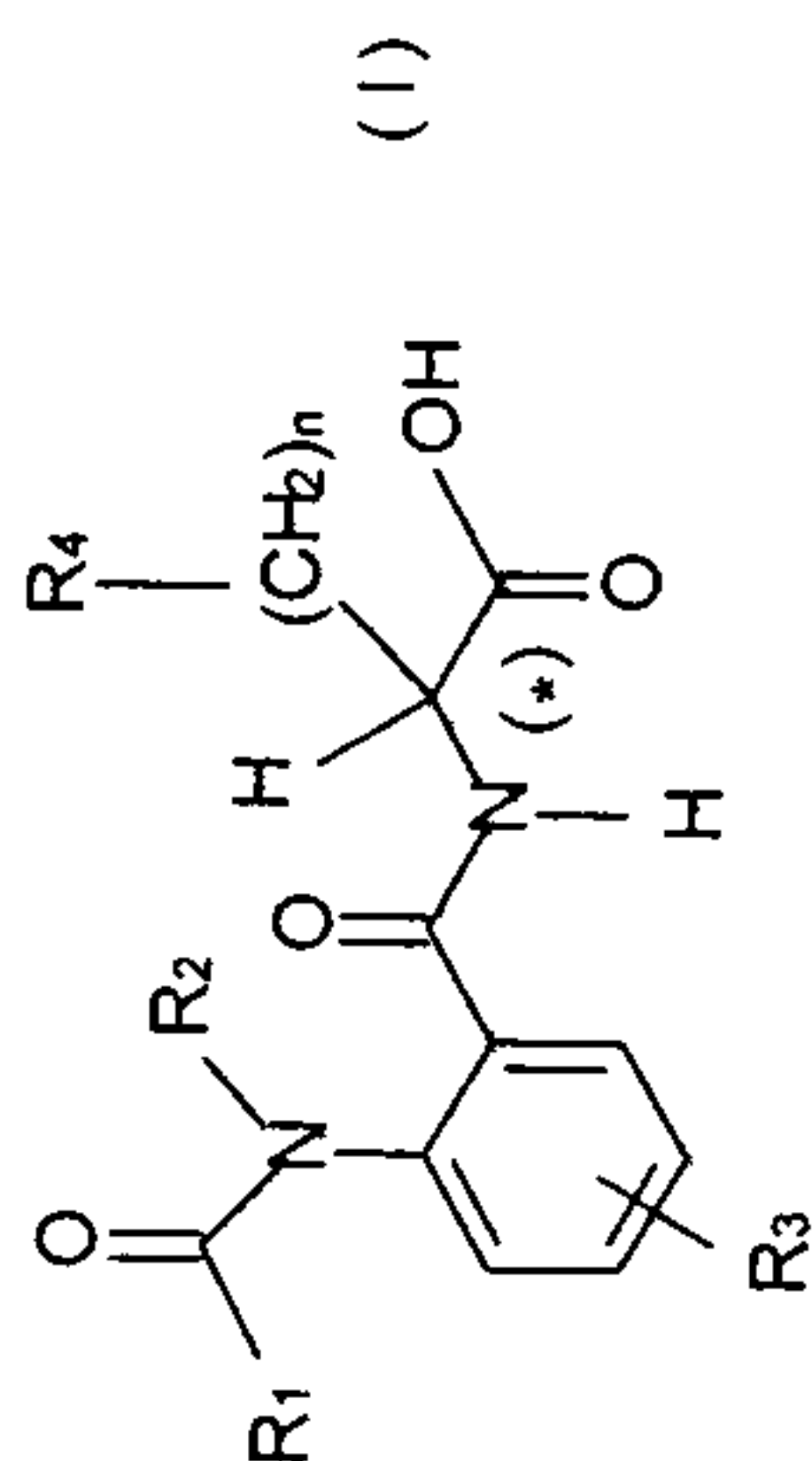


TABLE 1 : COMPOUNDS OF GENERAL FORMULA (I)

COMPOUND	R1	R2	R3	STEREO (Note 1)	n	R4	SOLVENT OF CRYSTALLISATION	FORMULA	FUSION POINT (C°)	TLC (Rf) (Note 2)
1	2-Indolyl	H	H	R,S	1	Phenyl	MeOH	C ₂₅ H ₂₁ N ₃ O ₄	268-269	0.61*
2	2-Indolyl	H	H	R	1	Phenyl	MeOH	C ₂₅ H ₂₁ N ₃ O ₄	271-272	0.61*
3	2-Indolyl	H	H	S	1	Phenyl	MeOH	C ₂₅ H ₂₁ N ₃ O ₄	270-271	0.61*
4	2-Indolyl	H	5-chloro	R,S	1	Phenyl	EtOH 99%	C ₂₅ H ₂₀ ClN ₃ O ₄	268-269	0.59*
5	1-Methyl-2-indolyl	H	H	R,S	1	Phenyl	EtOH 75%	C ₂₆ H ₂₃ N ₃ O ₄	186-188	0.50*
6	5-Fluoro-2-indolyl	H	H	R,S	1	Phenyl	EtOH 99%	C ₂₅ H ₂₀ FN ₃ O ₄	284-286	0.42*
7	6-Fluoro-2-indolyl	H	H	R,S	1	Phenyl	EtOH 99%	C ₂₅ H ₂₀ FN ₃ O ₄	280 dec	0.66*
8	7-Fluoro-2-indolyl	H	H	R,S	1	Phenyl	EtOH 99%	C ₂₅ H ₂₀ FN ₃ O ₄	265 dec	0.66*
9	2-Benzofuryl	H	H	R,S	1	Phenyl	MeOH	C ₂₅ H ₂₀ N ₂ O ₅	256-257	0.25**
10	2-Benzothienyl	H	H	R,S	1	Phenyl	MeOH	C ₂₅ H ₂₀ N ₂ O ₄ S	207-209	0.33**
11	2-Indolyl	H	H	R,S	1	2-Methyl-phenyl	MeOH	C ₂₆ H ₂₃ N ₃ O ₄	278-279	0.46*
12	2-Indolyl	H	H	R,S	1	4-Methyl-phenyl	MeOH	C ₂₆ H ₂₃ N ₃ O ₄	273-274	0.40*
13	2-Indolyl	H	H	R,S	1	2-Chloro-phenyl	MeOH	C ₂₅ H ₂₀ ClN ₃ O ₄	281-282	0.58*
14	2-Indolyl	H	H	R,S	1	3-Chloro-phenyl	MeOH	C ₂₅ H ₂₀ ClN ₃ O ₄	248-249	0.52*

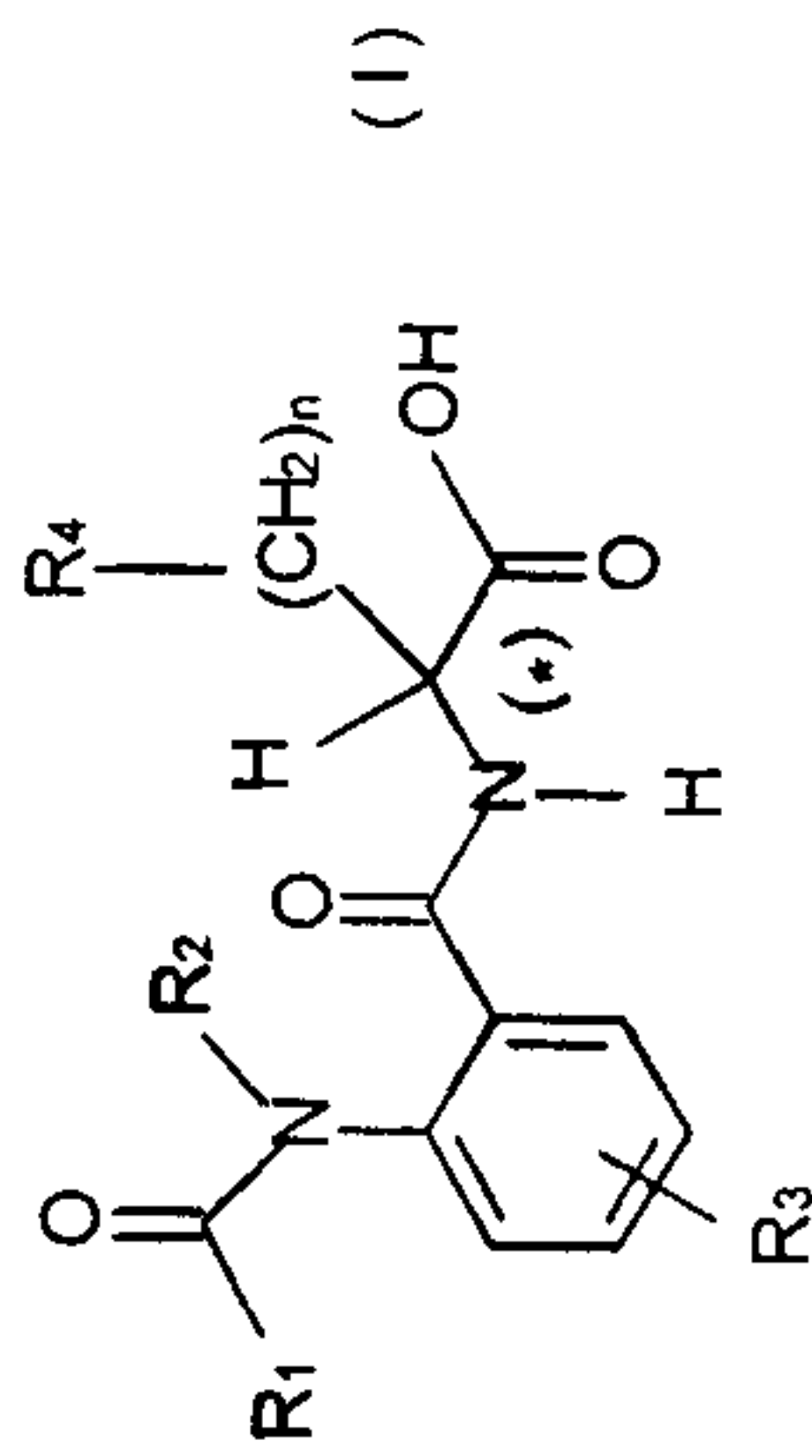
TABLE 1 : COMPOUNDS OF GENERAL FORMULA (I)



COMPOUND	R1	R2	R3	STEREO (Note 1)	n	R4	SOLVENT OF CRYSTALLISATION	FORMULA	FUSION POINT (C°)	TLC (Rf) (Note 2)
15	2-Indolyl	H	H	R,S	1	2,6-dichloro-phenyl	MeOH	C25H19Cl2N3O4	287-288	0.53*
16	2-Indolyl	H	H	R,S	1	3-Methoxy-phenyl	MeOH	C26H23N3O5	239-240	0.48*
17	2-Indolyl	H	H	R,S	1	2-Nitro-phenyl	MeOH	C25H20N4O6	253-254	0.41*
18	2-Indolyl	H	H	R,S	1	4-Nitro-phenyl	MeOH	C25H20N4O6	243-244	0.49*
19	2-Indolyl	H	H	R,S	1	4-Fluoro-phenyl	MeOH	C25H20FN3O4	263-264	0.54*
20	2-Indolyl	H	H	R,S	2	Phenyl	MeOH	C26H23N3O4	259-260	0.48*
21	2-Indolyl	H	H	Ra	2	Phenyl	AcOEt	C26H23N3O4	267-268	0.48*
22	2-Indolyl	H	H	Sb	2	Phenyl	AcOEt	C26H23N3O4	267-268	0.48*
23	5-Fluoro-2-indolyl	H	H	R,S	2	Phenyl	EtOH 99%	C26H22FN3O4	272-274	0.70*
24	2-Indolyl	H	H	R,S	3	Phenyl	MeOH	C27H25N3O4	256-257	0.54*
25	2-Indolyl	H	H	R,S	2	2-Methyl-phenyl	EtOH 99%	C27H25N3O4	257-258	0.51*
26	5-Fluoro-2-indolyl	H	H	R,S	2	2-Methyl-phenyl	EtOH 96%	C27H24FN3O4	262-263	0.71*
27	1-Methyl-2-Indolyl	H	H	R,S	2	2-Methyl-phenyl	EtOH 75%	C28H27FN3O4	158-160	0.65*
28	2-Indolyl	H	H	R,S	2	2-Nitro-phenyl	EtOH 99%	C26H22N4O6	263-264	0.44*

(*) Enantiomer R $[\alpha]_D^{25} = +35.4^\circ$ (C=0.65; DMF); (†) Enantiomer S $[\alpha]_D^{25} = -34.8^\circ$ (C=0.65; DMF)

TABLE 1 : COMPOUNDS OF GENERAL FORMULA (I)



COMPOUND	R1	R2	R3	STEREO (Note 1)	n	R4	SOLVENT OF CRYSTALLISATION	FORMULA	FUSION POINT (C°)	TLC (Rf) (Note 2)
43	2-Indolyl	H	H	R,S	2	Isopropyl	AcOEt	C ₂₃ H ₂₅ N ₃ O ₄	252-253	0.73*
44	2-Indolyl	H	H	R,S	3	Isopropyl	AcOEt	C ₂₄ H ₂₇ N ₃ O ₄	247-248	0.83*
45	2-Indolyl	H	H	R,S	4	Isopropyl	AcOEt	C ₂₅ H ₂₉ N ₃ O ₄	240 dec	0.78*
46	2-Indolyl	H	H	R,S	0	2-Ethyl-butyl	MeOH	C ₂₄ H ₂₇ N ₃ O ₄	218-219	0.68*
47	2-Indolyl	H	H	R,S	1	2-Ethyl-butyl	EtOH 99%	C ₂₅ H ₂₉ N ₃ O ₄	217-218	0.77*
48	2-Indolyl	H	H	R,S	1	Cyclohexyl	MeOH	C ₂₅ H ₂₇ N ₃ O ₄	222-223	0.58*
49	2-Indolyl	H	H	R,S	2	Cyclohexyl	EtOH 95%	C ₂₆ H ₂₉ N ₃ O ₄	268-269	0.63*
50	2-Indolyl	H	H	R,S	3	Cyclohexyl	AcOEt	C ₂₇ H ₃₁ N ₃ O ₄	241-242	0.86*
51	2-Indolyl	H	H	R,S	2	Methylsulfanyl	MeOH	C ₂₁ H ₂₁ N ₃ O ₄ S	250-251	0.38*
52	2-Indolyl	H	H	R,S	1	Phenylsulfanyl	MeOH	C ₂₅ H ₂₁ N ₃ O ₄ S	252-253	0.56*
53	2-Indolyl	H	H	R,S	1	1-Adamantylsulfanyl	EtOH 95%	C ₂₉ H ₃₁ N ₃ O ₄ S	261-263	0.49*
54	2-Indolyl	Methyl	H	R,S	1	Phenyl	AcOEt	C ₂₆ H ₂₃ N ₃ O ₄ S	191-193	0.26*
55	3-Indolyl	H	H	R,S	1	Phenyl	MeOH	C ₂₅ H ₂₁ N ₃ O ₄	223-224	0.40*

Note 1 Configuration of the carbon labeled (*) in the general formula (I); Note 2 * Eluent, AcOEt / MeOH 2:1 (v/v); ** Eluent, AcOEt / MeOH 3:1 (v/v).

DESCRIPTION OF THE PHARMACOLOGICAL ACTIVITY

1. Anti cholecystokinin activity (anti CCK-1) in vitro.

To evaluate the capacity of the compounds forming the subject of the invention to interact with the CCK-1 receptors, binding tests were performed on isolated rat pancreatic acini, using as marked binder the [¹²⁵I]-BH-CCK-8 sulphate, according to the procedure described by Makovec F. [J. Med. Chem. 35, (1992), 28]. The pancreatic acini obtained from the outbred male rat pancreas of the Sprague Dawley strain, were incubated in the presence of radioactive tracers and the compound studied for 30 minutes at 37°C. After having discarded the supernatant, the radioactivity associated with the pellet was determined with a liquid scintillator. The specific binding was determined as the difference between the binding in the absence and in the presence of CCK-8, 1.10⁻⁶M. The results obtained are shown in Table 2, in which IC₅₀ is reported, that is to say the concentration (expressed in micromoles/litre) of the antagonist capable of displacing by 50% the [¹²⁵I]-BH-CCK-8 from the receptor. The values of IC₅₀ reported were calculated with the progression method of a set of at least 3 experiences for each compound studied.

From the data plotted in Table 2 it can be seen that many of the compounds forming the subject of the invention, such as for example compounds 21, 23, 25, 26, 30 and 32 are potent inhibitors of the binding of [¹²⁵I]-BH-CCK-8 to the CCK-1 receptors of the pancreatic acini of rat, exhibiting an infinity at nanomolar level.

2. Anti cholesystokinin activity (anti CCK-2) in vitro

Whereby to verify the hypothesis that the compound forming the subject of the invention would be specific CCK-1 antagonist, it was tested for some of the more active compounds, what CCK-1 antagonists also exhibited possible infinity for the central receptors of the CCK of CCK-2 type. For this purpose binding tests were performed on cerebral cortex of male albino guinea pigs outbred from the Hartley strain, using as marked binder the [¹²⁵I]-BH-CCK-8 sulphate, according to the procedure described by Makovec F. [J. Med. Chem. 35, (1992), 28].

Table 2: Inhibition of binding of [¹²⁵I]-BH-CCK-8 to isolated rat pancreatic acini

Compound	IC ₅₀ (micromoles/litres)	Compound	IC ₅₀ (micromoles/litre)
1	0.24	28	0.12
2	0.11	29	0.12
3	7.13	30	0.008
4	0.41	31	0.01
5	0.17	32	0.009
6	0.06	33	0.26
7	0.16	34	1.96
8	0.09	35	3.08
9	0.52	36	0.21
10	0.78	37	0.17
11	0.16	38	0.01
12	0.37	39	0.02
13	0.27	40	0.24
14	0.28	41	0.20
15	1.41	42	0.06
16	0.24	43	0.08
17	0.16	44	0.04
18	0.43	45	0.14
19	0.18	46	0.03
20	0.014	47	0.02
21	0.009	48	0.02
22	0.19	49	0.04
23	0.007	50	0.17
24	0.09	51	0.04
25	0.007	52	0.62
26	0.009	53	0.03
27	0.03	54	0.11
		55	1.95

The incubation of the cerebral membranes together with the radioactive tracers and the compounds under study was

effected on multi-well plates for 120 minutes at 25°C. Each well contained membrane corresponding to about 0.5 mg of proteins/ml and 25 pM of marked binder in a total volume of 250 micro litres. The specific binding was determined as the difference between the binding in the absence and in the presence of CCK-8, 1.10^{-6} M. At the end of the incubation a rapid filtration of the plate was performed under vacuum and the radioactivity of the individual filters extracted from the wells was measured with a γ -emission counter. The results obtained are shown in Table 3, in which the tested compounds are indicated, the IC_{50} calculated with the regression method on a set of at least 3 tests for each compound studied and an index derived from the ratio of the affinity obtained for the two types of receptor CCK-2 and CCK-1.

Table 3: Inhibition of the binding of [125 I]-BH-CCK-8 to the cortical membrane of guinea pigs:

Compoun d	IC_{50} (micromoles/ litre)	Ratio $\frac{IC_{50} \text{ CCK -2}}{IC_{50} \text{ CCK -1(*)}}$	Compound	IC_{50} (micromoles/ litre)	Ratio $\frac{IC_{50} \text{ CCK -2}}{IC_{50} \text{ CCK -1(*)}}$
6	10.6	176.6	31	3.4	340
20	2.22	158.6	32	5.68	631.1
21	3.8	422.2	38	> 30	> 3000
23	10.8	1542.9	39	> 30	> 1500
25	> 30	> 4286	41	27.4	137
26	5.15	572.2	46	2.67	89
30	3.5	437,5	47	14.8	740
			48	1.22	61

Note (*): Data drawn from Table 2

From the results shown in Table 3 it emerges that the compounds in question bind the central receptor CCK-2 weakly,

their affinity being on average for this receptor from 100 to 1000 times less than that shown for the receptors of CCK-1 type. By comparing these values of affinity with those obtained for the CCK-1 receptors previously indicated in Table 2 it can be affirmed that the compounds in question are potent binders specific for receptor CCK-1.

To verify the hypothesis that the subject compounds would be CCK-1 specific antagonists and not agonists, several tests were made of the more active compounds illustrated in Table 2 of the CCK-1 antagonist activity on a functional model. A guinea pig gall bladder stimulated in vitro by CCK-8 according to the method described by Makovec et al. was used as an experimental model. [Arzneim. Forsch. Drug Res. 35 (7), 1048 (1985)]. The results thus obtained are illustrated in the following Table 4 in which the values of IC₅₀ (moles/litre) are reported.

The IC₅₀ reported in Table 4 represent for each compound the average of at least two separate experiments, each with 6-8 concentrations.

Table 4: Inhibition of the in vitro induced contraction of guinea pig gall bladder by CCK-8 (5 ng/ml)

Compound	IC ₅₀ (moles/litre)	Compound	IC ₅₀ (moles/litre)
20	3.5x10 ⁻⁸	25	0.8x10 ⁻⁸
21	2.0x10 ⁻⁸	26	4.3x10 ⁻⁸
23	1.5x10 ⁻⁸	30	3.0x10 ⁻⁸

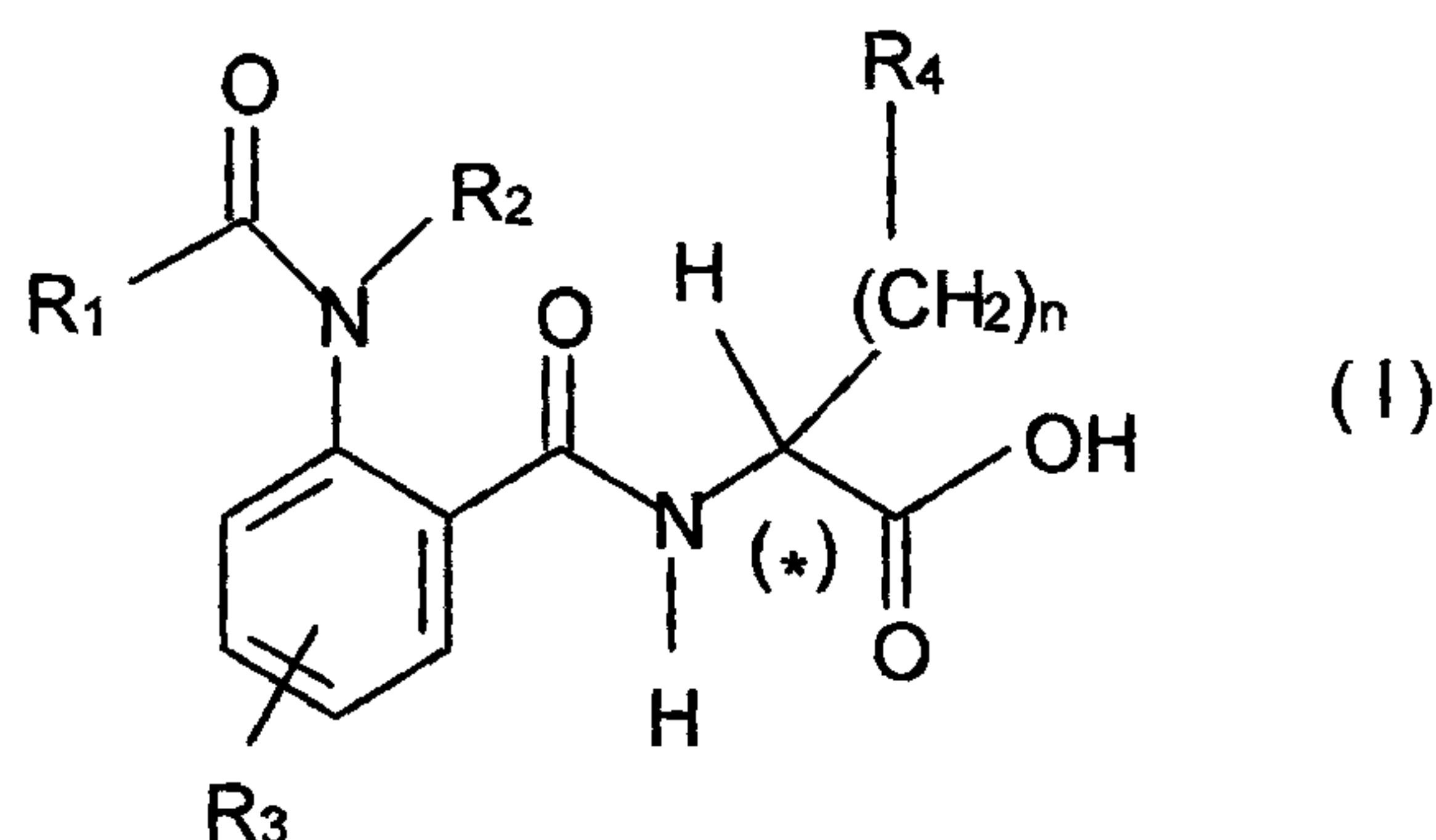
From the data reported in the Table it is shown how some of the compounds forming the subject of the invention are

provided with a potent antagonist activity against CCK even in a functional model.

Moreover, none of the products tested presented appreciable agonist properties up to the maximum tested concentration ($1 \times 10^{-5}M$).

CLAIMS:

1. A compound of general formula (I):

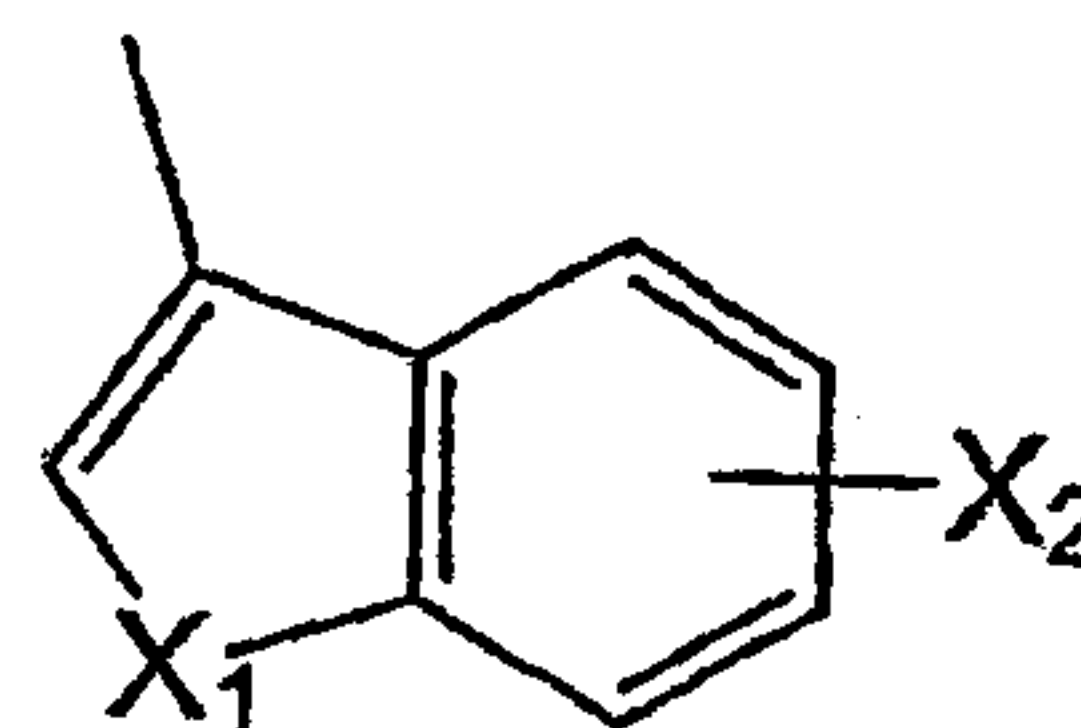
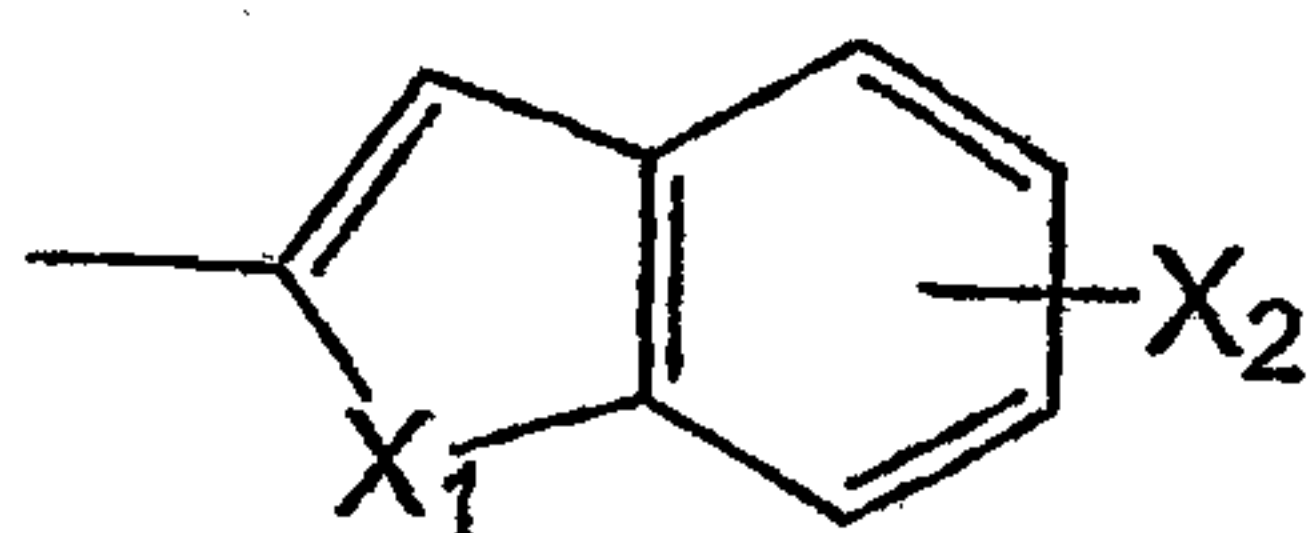


or a pharmaceutically acceptable salt thereof;

wherein:

n is 0, 1, 2, 3, 4, 5, 6 or 7;

R_1 is chosen independently from the groups:



in which X_1 is chosen independently from S, O, NR_2 and X_2 is a group chosen independently from: H, C_1 - C_4 linear or branched alkyl, F, Cl, CF_3 , OCH_3 , OC_2H_5 , CN;

R_2 is chosen independently from H or CH_3 ;

R_3 is chosen independently from H, CH_3 , F, Cl, CF_3 , OCH_3 ;

R_4 is chosen independently from the groups: H, $-S-(CH_2)_m-R_5$, $-SO_2-(CH_2)_m-R_5$ in which m is 0, 1 or 2, a branched alkyl group formed by 3-6 carbon atoms, a cyclo alkyl formed by 3-10 carbon atoms, a cyclo alkenyl formed by 4-6 carbon atoms, the group 1 or 2 - adamantyl, a mono- or bi-substituted phenyl group, in which the substituents can be chosen independently from halogens, a linear alkyl group formed by 1-3 carbon atoms, a branched alkyl group formed by 3-6

carbon atoms, an alkoxylic group formed by 1-3 carbon atoms, -NO₂, -CF₃, -CN;

R₅ is chosen from the groups: H, a linear alkyl group formed by 1-3 carbon atoms, a branched alkyl group formed by 3-6 carbon atoms, a cyclo alkyl formed by 3 up to 10 carbon atoms, the group 1 or 2 -adamantyl, a mono-or bi-substituted phenyl group in which the substituents can be chosen independently from halogens, a linear alkyl group from 1 to 3 carbon atoms, a branched alkyl group formed by 3-6 carbon atoms, an alkoxylic group formed by 1-3 carbon atoms, -NO₂, -CF₃, -CN,

wherein the stereochemical chiral centre, indicated with an asterisk (*) in formula (I) can be R (Rectus), racemic [R (Rectus), S (Sinister)] or S (Sinister); and

wherein when R₄ is -SO₂-(CH₂)_n-R₅, n is 1, 2, 3, 4, 5, 6 or 7.

2. The compound of Claim 1, or as salts, in which R₁ is the group 2-indolyl or the group 2-indolyl independently substituted in position 1 with the methyl group or in position 5 with the fluoro group.

3. The compound of Claim 1 or Claim 2, in which R₂ and R₃ are H.

4. The compound of Claim 1, 2 or 3 in which n is 1 or 2 and R₄ is the phenyl group or the phenyl group substituted with methyl, fluoro or methoxy groups.

5. The compound of any one of Claims 1 to 4, in which the stereochemistry of the chiral centre marked with the asterisk (*) in (I) is R (Rectus) or RS (raceme).

6. The compound of Claim 1, in which R₁ is the group 2-indolyl, or the group 2-indolyl independently substituted in position 1 with the methyl group or in position 5 with the

fluoro group, R_2 and R_3 are H, n is 1 or 2, R_4 is the phenyl group or the phenyl group substituted with methyl, fluoro or methoxy groups and the stereochemistry of the chiral centre marked with the asterisk (*) in (I) is R (Rectus), or RS (raceme).

7. A pharmaceutical composition comprising at least one compound of any one of Claims 1 to 6 and a pharmaceutically acceptable carrier.

8. The pharmaceutical composition of Claim 7 for use in the treatment of a disease of the gastrointestinal tract.

9. The composition of Claim 8, wherein the disease of the gastrointestinal tract is selected from the group consisting of pancreatitis, bilioecholic, gastroesophical reflux (GERD), irritable bowel syndrome (IBS), and non ulcerous dyspepsia.

10. The pharmaceutical composition of Claim 7 for use in the treatment of tumeral infections supported by CCK and other bioactive polypeptides correlated to it.

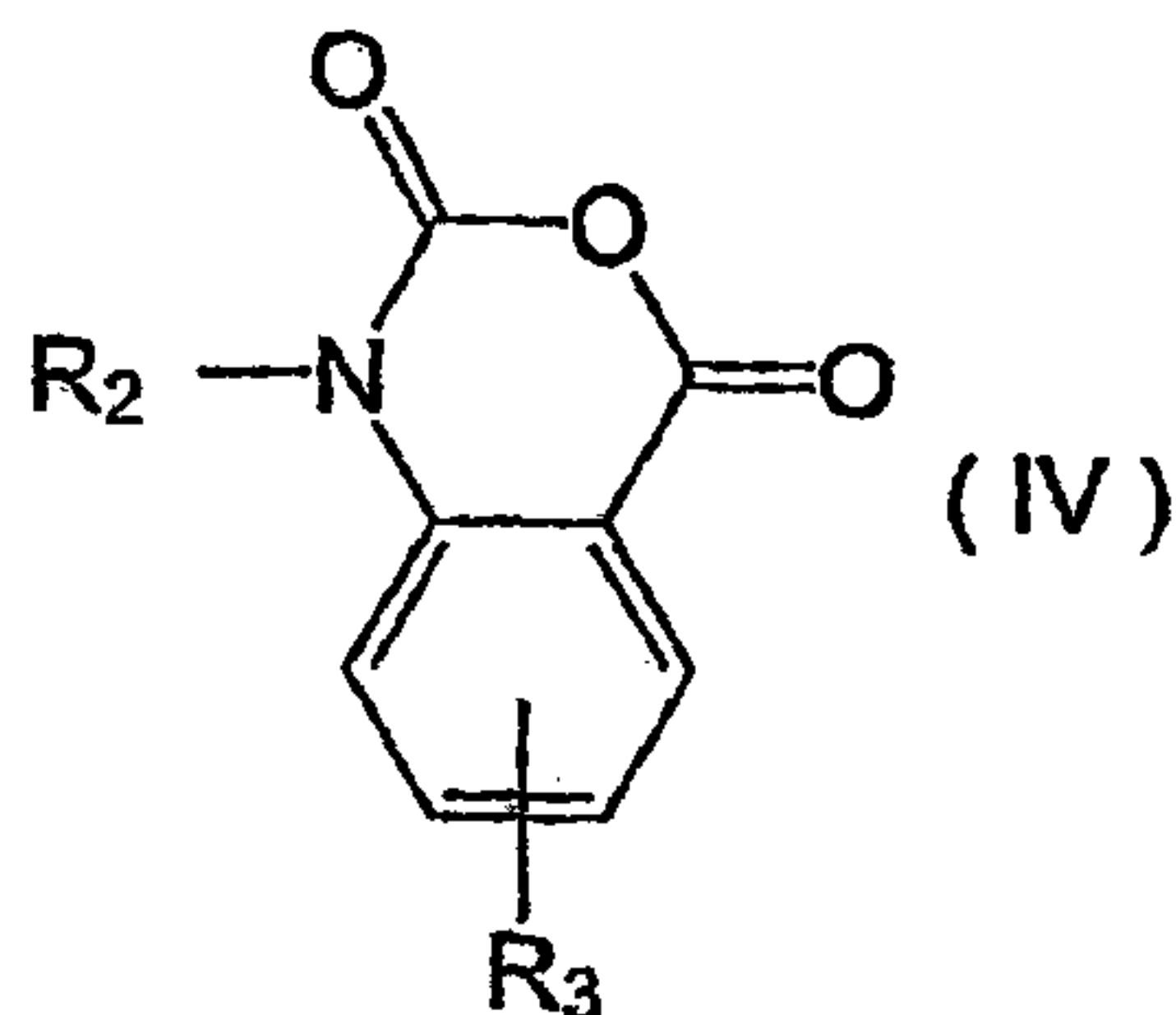
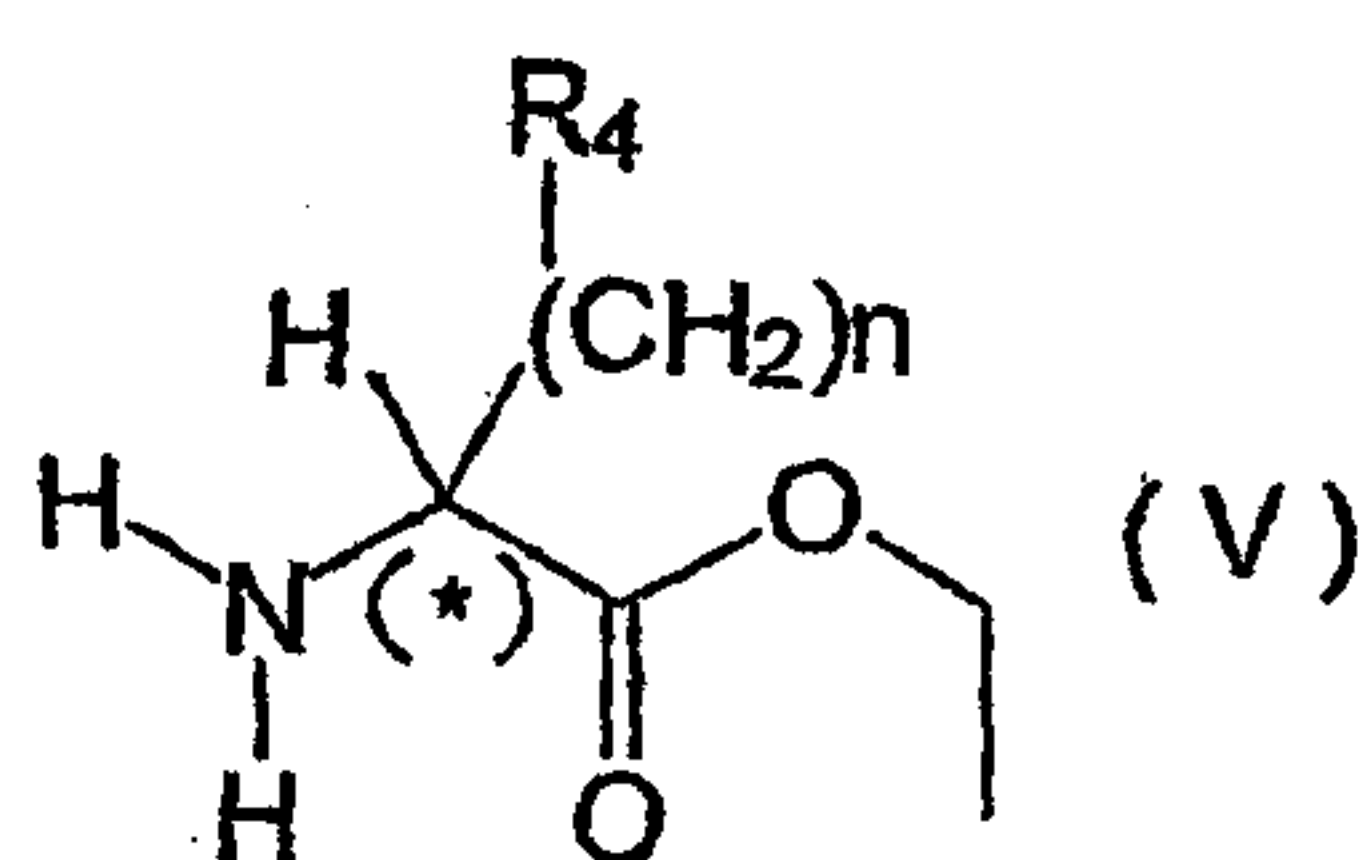
11. The pharmaceutical composition of Claim 7 for use in the treatment of a disease of the CNS related to lack of balance of the neuronal physiological levels of CCK or of other bioactive polypeptides correlated to it.

12. The pharmaceutical composition of Claim 11, wherein the disease of the CNS is selected from the group consisting of anxiety, panic attacks, psychoses, depression and anorexia.

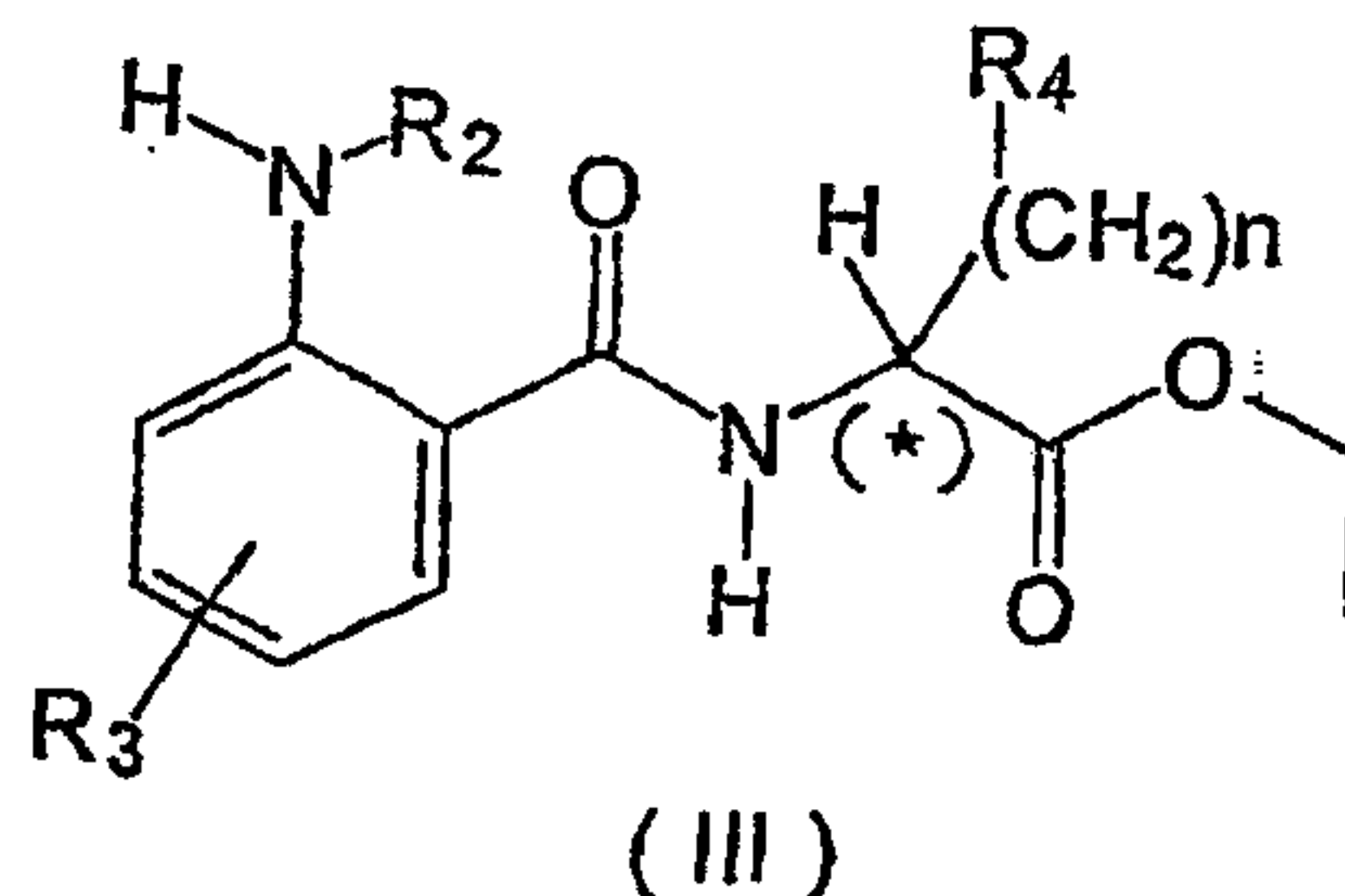
13. The pharmaceutical composition of Claim 7, further comprising pharmaceutically acceptable inactive ingredients selected from the group consisting of carriers, binders, aromatisers, separators, preservatives, humectants, ingredients which facilitate transdermic absorption of the compound, ingredients which permit the controlled release over time of the compound, and mixtures thereof.

14. A process for the preparation of a compound of the general formula (I) in which R_1 , R_2 , R_3 and R_4 and n are as defined in Claim 1 and in which the substituents on the chiral centre marked with an asterisk (*) have the configuration R, S or (R,S) (raceme), which comprise the operations of:

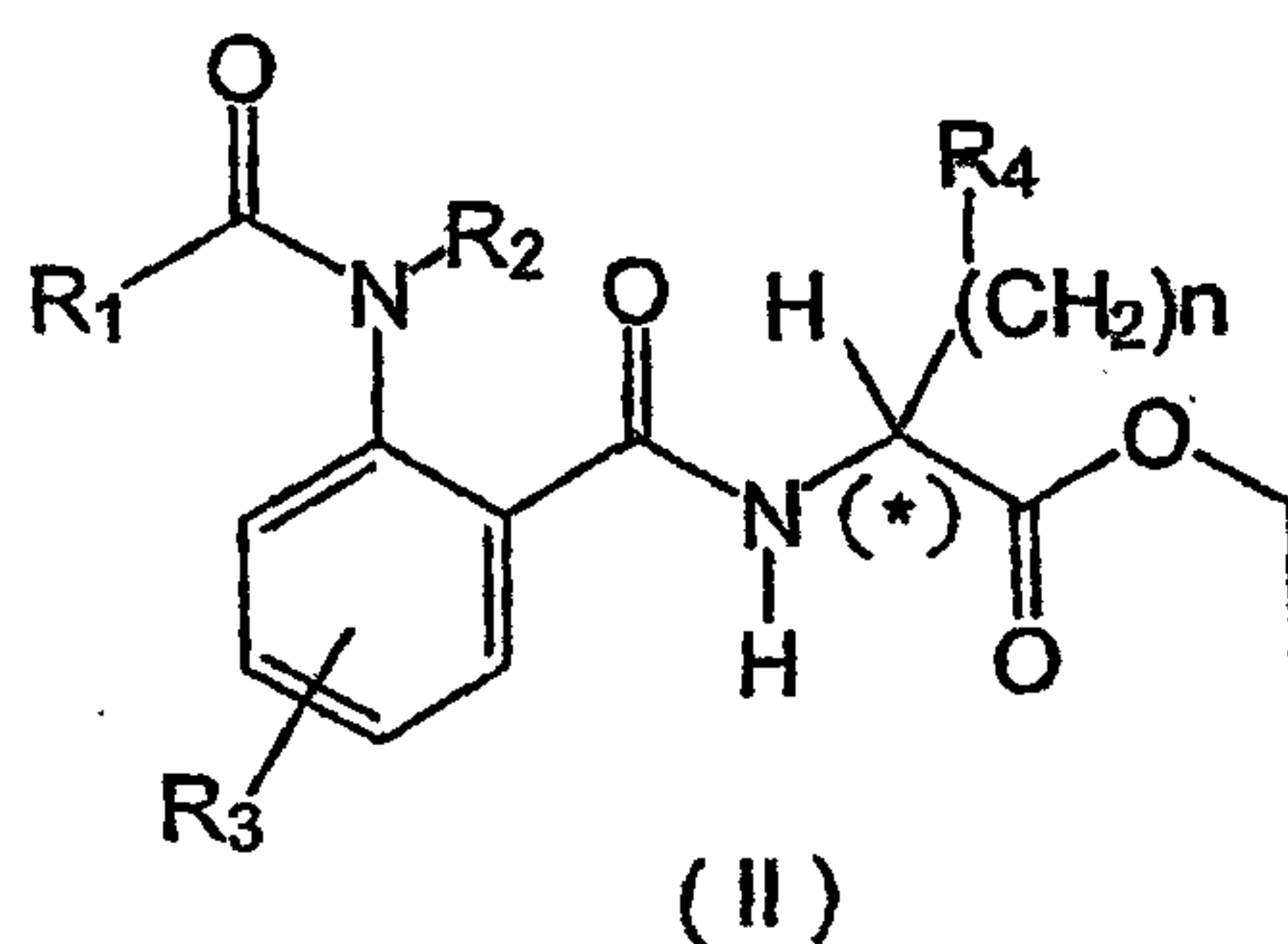
a) reacting in stoichiometric ratio of the hydrochloride of the ethyl ester of the amino acids of formula (V) in which n and R_4 have the above indicated definition and have the chiral centre in the desired configuration, with the isatoic anhydride of formula (IV) suitably substituted with R_2 and R_3 in which R_2 and R_3 have the above indicated definition, in the presence of a tertiary amine, in an inert solvent and at a temperature lying



between $+10^{\circ}\text{C}$ and the boiling temperature of the solvent, to give the N-anthranoyl -amino acid ethyl esters of formula (III);

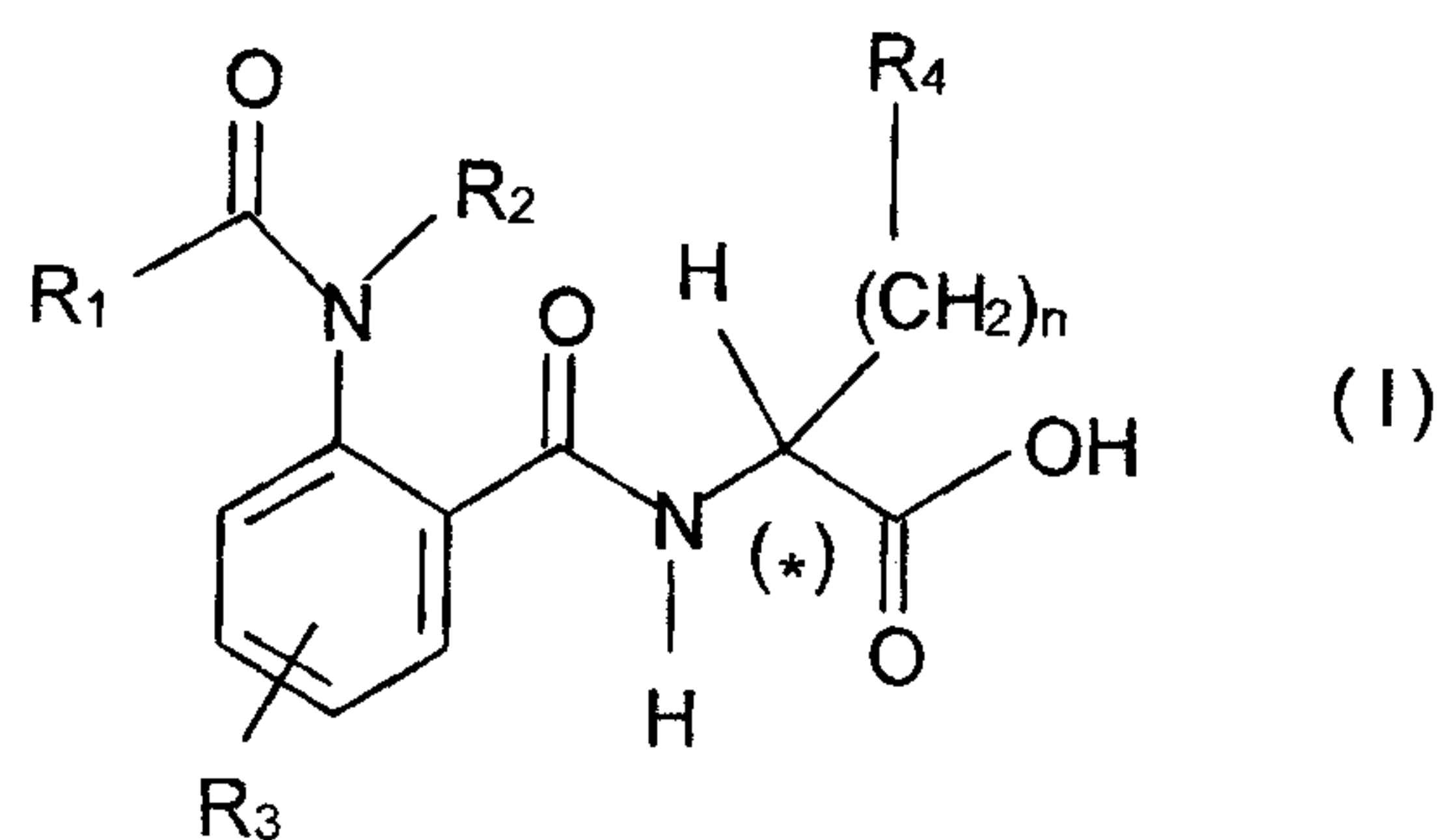


b) reacting the anthranilic derivatives of formula (III), in which n , R_2 , R_3 and R_4 have the above indicated definition, with an equivalent quantity of an acyl chloride of formula $R_1\text{-COCl}$, in which R_1 has the above indicated definition, in a suitable solvent and at a temperature lying between 0°C and $+30^\circ\text{C}$ and recovering from the reaction mixture the acyl derivatives of formula (II):



c) hydrolising the esters of formula (II), in which n , R_1 , R_2 , R_3 and R_4 have the above indicated definition, in an inert solvent with an aqueous solution of a strong inorganic base for a period of time lying between 4 and 48 hours; and
 d) evaporating the solvent, acidifying the product and recovering from the reaction mass the derivatives of the anthranilic acid of formula (I):

28



in which n , R_1 , R_2 , R_3 and R_4 have the above indicated definition and with the chiral centre in the desired configuration.

15. The process of Claim 14 wherein the tertiary amine in step a) is triethylamine.

16. The process of Claim 14 or 15 wherein the suitable solvent in step b) is pyridine.

17. The process of Claim 14, 15 or 16 wherein the inert solvent in step c) is tetrahydrofuran.

18. The process of Claim 14, 15, 16 or 17 wherein the strong inorganic base in step c) is lithium hydroxide.

