



US00D446643B1

(12) **United States Design Patent**
Hanley

(10) **Patent No.:** **US D446,643 S**

(45) **Date of Patent:** **** Aug. 21, 2001**

(54) **HANDBAG**

(75) **Inventor:** **Raphaelle Hanley, Paris (FR)**

(73) **Assignee:** **Louis Vuitton Malletier, S.A., Paris (FR)**

(**) **Term:** **14 Years**

(21) **Appl. No.:** **29/131,557**

(22) **Filed:** **Oct. 25, 2000**

(51) **LOC (7) Cl.** **03-01**

(52) **U.S. Cl.** **D3/243**

(58) **Field of Search** D3/226, 227, 230,
D3/231, 232, 233, 234, 237-240, 243-246,
303, 318, 323-326; 150/100, 106, 107,
108, 110, 117, 118, 119, 127, 128, 129,
130; 190/124, 125, 126, 127, 903; 383/72,
78, 84, 97, 117; 224/264

(56) **References Cited**

U.S. PATENT DOCUMENTS

- D. 137,666 * 4/1944 Jolles D3/245
- D. 218,374 * 8/1970 Kurode D3/303

- D. 266,200 * 9/1982 Berman D3/243 X
- D. 303,321 * 9/1989 Donnor D3/243
- D. 430,971 * 9/2000 Harvey et al. D3/245 X
- 4,979,833 * 12/1990 Cook 383/117 X

* cited by examiner

Primary Examiner—Louis S. Zarfaz
Assistant Examiner—Monica A. Weingart
(74) *Attorney, Agent, or Firm*—Finnegan, Henderson, Farabow, Garrett & Dunner, L.L.P.

(57) **CLAIM**

The ornamental design for the handbag, as shown and described.

DESCRIPTION

FIG. 1 is a front-perspective view of my new design;
FIG. 2 is a front view of my new design;
FIG. 3 is a rear view of my new design;
FIG. 4 is a top view of my new design;
FIG. 5 is a bottom view of my new design; and,
FIG. 6 is a left-side view of my new design, with the opposite-side view being a mirror image thereof.

1 Claim, 4 Drawing Sheets






FIG. 1



FIG. 2



FIG. 3




FIG. 4




FIG. 5



FIG. 6