



US00D726317S

(12) **United States Design Patent**  
**DeLaRosa et al.**

(10) **Patent No.:** **US D726,317 S**

(45) **Date of Patent:** **\*\* Apr. 7, 2015**

(54) **SURGICAL KNIFE**

(76) Inventors: **Jacob DeLaRosa**, Pocatello, ID (US);  
**Julio C. Vasquez**, Pocatello, ID (US)

(\*\*) **Term:** **14 Years**

(21) **Appl. No.:** **29/424,977**

(22) **Filed:** **Jun. 18, 2012**

(51) **LOC (10) Cl.** ..... **24-02**

(52) **U.S. Cl.**  
USPC ..... **D24/147**

(58) **Field of Classification Search**  
USPC ..... D7/649; D8/14.1, 29.1, 92, 93, 95, 97,  
D8/98, 99; D19/110, 115; D24/130, 133,  
D24/146, 147, 150, 151; 30/151, 162, 338,  
30/339

See application file for complete search history.

(56) **References Cited**

**U.S. PATENT DOCUMENTS**

|           |     |         |            |        |
|-----------|-----|---------|------------|--------|
| 1,533,971 | A * | 4/1925  | Castracane | 30/339 |
| 1,813,782 | A * | 7/1931  | Thompson   | 30/338 |
| 1,877,827 | A * | 9/1932  | Drache     | 279/44 |
| 3,373,491 | A * | 3/1968  | Montelius  | 30/339 |
| 3,748,736 | A * | 7/1973  | Eisen      | 30/151 |
| 4,173,071 | A * | 11/1979 | Ishida     | 30/339 |

|              |      |         |                    |         |
|--------------|------|---------|--------------------|---------|
| 4,922,614    | A *  | 5/1990  | Machida            | 606/167 |
| D313,540     | S *  | 1/1991  | Toor et al.        | D8/98   |
| D483,871     | S *  | 12/2003 | Endo               | D24/147 |
| D533,944     | S *  | 12/2006 | Sullivan et al.    | D24/147 |
| 8,181,352    | B1 * | 5/2012  | Shackelford et al. | 30/162  |
| 2007/0156160 | A1 * | 7/2007  | Petersen           | 606/167 |
| 2010/0005665 | A1 * | 1/2010  | Elliott et al.     | 30/123  |

\* cited by examiner

*Primary Examiner* — Robert M Spear

*Assistant Examiner* — Marissa J Cash

(74) *Attorney, Agent, or Firm* — QuickPatents; Kevin Prince


(57) **CLAIM**

We claim the ornamental design for a surgical knife, as shown and described.

**DESCRIPTION**

FIG. 1 is a perspective view of a surgical knife, showing our new design;  
FIG. 2 is a top plan view thereof;  
FIG. 3 is a bottom plan view thereof;  
FIG. 4 is a left-side elevational view thereof, the right-side elevational view being a mirror image thereof;  
FIG. 5 is a front elevational view thereof; and,  
FIG. 6 is a rear elevational view thereof.

**1 Claim, 2 Drawing Sheets**






FIG. 1

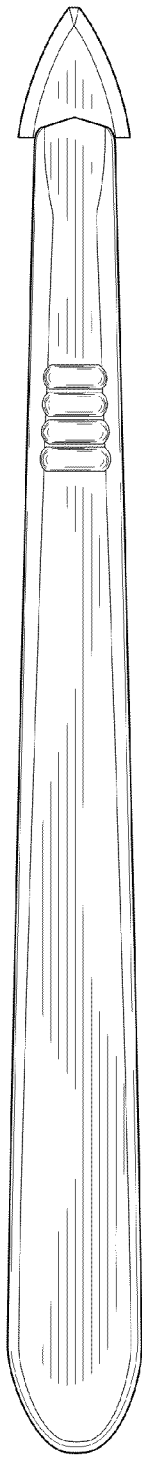


FIG. 2

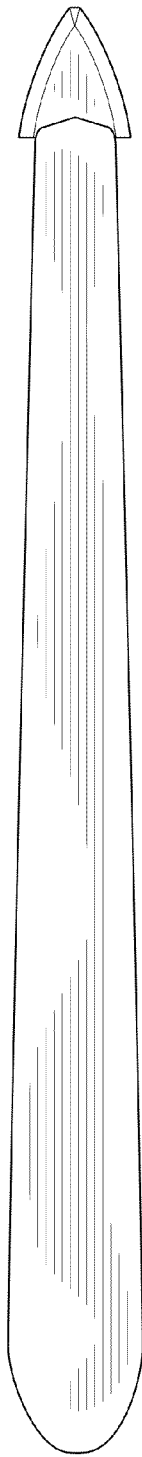


FIG. 3



FIG. 4

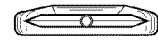


FIG. 5

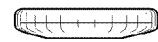


FIG. 6