



US00D740645S

(12) **United States Design Patent**
Koreishi

(10) **Patent No.:** **US D740,645 S**

(45) **Date of Patent:** **** Oct. 13, 2015**

- (54) **CARABINER TYPE CLIP**
- (71) Applicant: **NIFCO INC.**, Yokohama-shi, Kanagawa (JP)
- (72) Inventor: **Namiko Koreishi**, Yokohama (JP)
- (73) Assignee: **NIFCO INC.**, Yokohama-Shi, Kanagawa (JP)
- (**) Term: **14 Years**
- (21) Appl. No.: **29/484,152**
- (22) Filed: **Mar. 6, 2014**
- (30) **Foreign Application Priority Data**
 Sep. 9, 2013 (JP) 2013-020765
- (51) **LOC (10) Cl.** **08-05**
- (52) **U.S. Cl.**
 USPC **D8/367**
- (58) **Field of Classification Search**
 USPC D8/367, 354, 349, 373, 323, 356;
 D6/323; 248/301-304, 339; 24/132 R
 CPC A47G 1/00; A47G 25/00
 See application file for complete search history.

(56) **References Cited**

U.S. PATENT DOCUMENTS

4,095,316	A *	6/1978	Gabriel	24/599.1
D282,904	S *	3/1986	Faidide	D8/367
D307,705	S *	5/1990	Mair	D8/367
D355,585	S *	2/1995	Terada et al.	D8/367
5,450,661	A *	9/1995	Rekuc	24/599.6
D375,252	S *	11/1996	Serra Fabregas	D8/356
5,671,514	A *	9/1997	Matoba et al.	24/601.2
D402,189	S *	12/1998	Izumi	D8/382
D407,297	S *	3/1999	Mihailovic	D8/367
D413,252	S *	8/1999	Striebel	D8/367
6,317,940	B1 *	11/2001	Matoba et al.	24/600.9
D468,997	S *	1/2003	Chang	D8/356
6,550,413	B2 *	4/2003	Fiorentino et al.	114/311

D491,049	S *	6/2004	Kung	D8/367
D500,244	S *	12/2004	Yoshiguchi	D8/367
D527,988	S *	9/2006	Shetler	D8/356
D556,550	S *	12/2007	Hung	D8/367
D565,392	S *	4/2008	Shetler	D8/356
D577,283	S *	9/2008	Nishida et al.	D8/367
D579,763	S *	11/2008	Uehara et al.	D8/367
D602,348	S *	10/2009	Berney	D8/382
D649,018	S *	11/2011	Kope	D8/367
D649,024	S *	11/2011	Takazakura	D8/367
D655,999	S *	3/2012	Kelleghan	D8/356
D662,400	S *	6/2012	Kope	D8/367
D665,655	S *	8/2012	Ishii	D8/367
D668,528	S *	10/2012	Chung	D8/356
D670,555	S *	11/2012	Lin	D8/367
D671,293	S *	11/2012	Fredriksson	D34/35
D675,806	S *	2/2013	Caul	D2/500
D680,420	S *	4/2013	Ellis	D8/367
D699,098	S *	2/2014	Fretz	D8/367
D700,043	S *	2/2014	Paik et al.	D8/367
2005/0085350	A1 *	4/2005	Shen	482/91
2006/0179784	A1 *	8/2006	Chen	52/698
2008/0209700	A1 *	9/2008	Goldberg	24/599.6

* cited by examiner

Primary Examiner — Cynthia Underwood

(74) *Attorney, Agent, or Firm* — Manabu Kanesaka

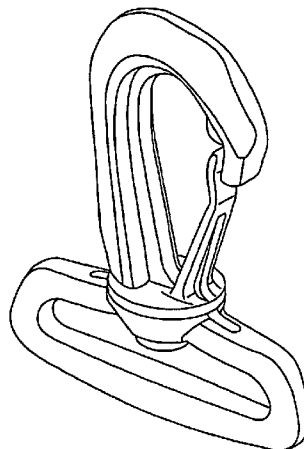
(57) **CLAIM**

The ornamental design for a carabiner type clip, as shown and described.

DESCRIPTION

FIG. 1 is a perspective view from a front side of a carabiner type clip showing my new design;
 FIG. 2 is a perspective view from a rear side thereof;
 FIG. 3 is a front view thereof, a rear view being symmetrical to the front view thereof;
 FIG. 4 is a left side view thereof;
 FIG. 5 is a right side view thereof;
 FIG. 6 is a plan view thereof; and,
 FIG. 7 is a bottom view thereof.

1 Claim, 3 Drawing Sheets



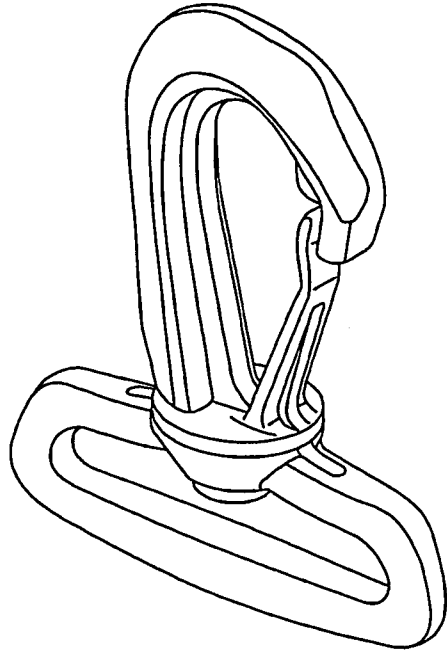


FIG. 1

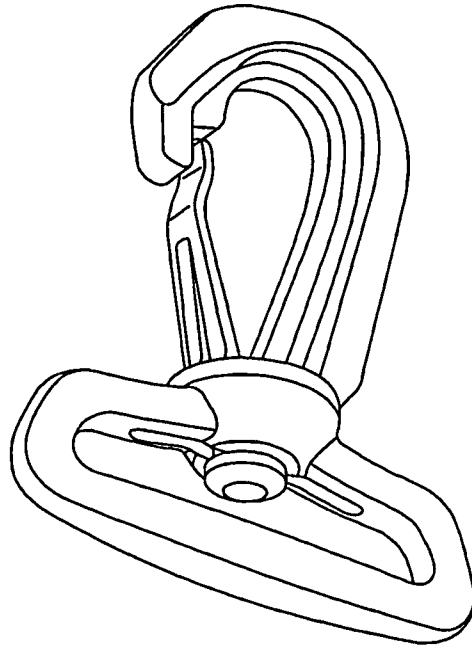


FIG. 2

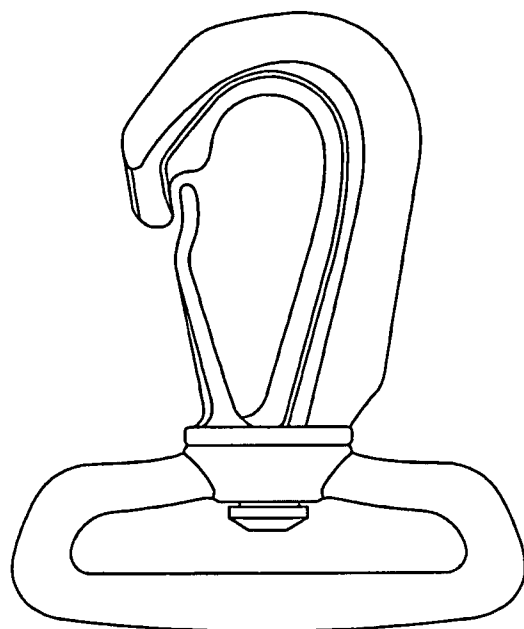


FIG. 3

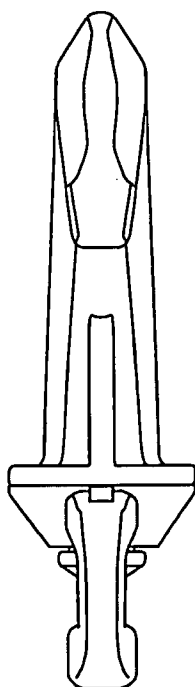


FIG. 4

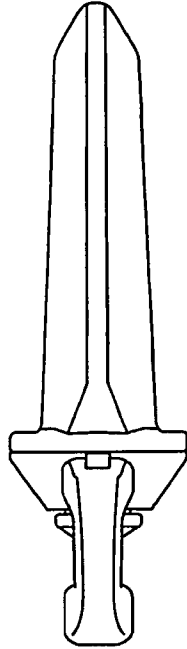


FIG. 5

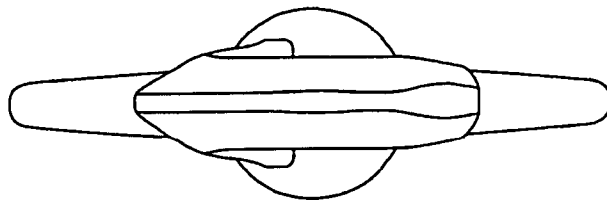


FIG. 6

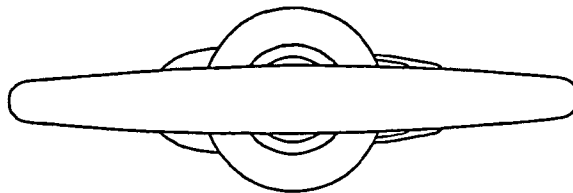


FIG. 7