



US00D527427S

(12) **United States Design Patent**
Andersen

(10) **Patent No.:** **US D527,427 S**

(45) **Date of Patent:** **** Aug. 29, 2006**

(54) **TOY POPPER**

(75) Inventor: **Jacob Ranis Stokholm Andersen,**
Hong Kong (CN)

(73) Assignee: **Home Focus Development Limited**
(VG)

(**) Term: **14 Years**

(21) Appl. No.: **29/231,375**

(22) Filed: **Jun. 3, 2005**

(51) **LOC (8) Cl.** **21-01**

(52) **U.S. Cl.** **D21/398; D21/405; D21/436**

(58) **Field of Classification Search** D21/301,
D21/385-388, 398, 399, 412, 436, 440, 441,
D21/443, 460, 488, 498, 503, 707-714, 405;
D19/95, 96; 446/34, 176, 177, 199, 308,
446/311, 325, 330, 392, 396, 457-459, 486,
446/487, 491; 428/11, 12; 273/353, 126 R,
273/288-291, DIG. 25; 473/569, 572, 588

See application file for complete search history.

(56) **References Cited**

U.S. PATENT DOCUMENTS

1,677,122	A	*	7/1928	Johnson	446/14
2,153,957	A	*	4/1939	Davis	446/486
3,099,450	A	*	7/1963	Randall	473/588
3,550,315	A	*	12/1970	Samo	446/343
4,152,863	A	*	5/1979	Kubiatowicz	446/486
4,184,682	A	*	1/1980	Collins et al.	473/596

FOREIGN PATENT DOCUMENTS

DK 2004 0021 B 8/2004

OTHER PUBLICATIONS

Colored Playground Balls shown on web page: <http://www.school-tech.com/balls.html> retrieved Jun. 26, 1997.*
SPORTIME(R) Fall 2002 catalog, p. 288; items E on upper portion of page.*

U.S. TOY(R) Co., Inc. Fall/Winter 2003, various poppers shown on p. 89.*

Oriental Trading Company—Business Edition Sep. 2003 catalog, p. 45: Vinyl Large Glitter Poppers.*

Oriental Trading Company, Inc. Halloween 2004, p. 58: floating eyeball candles at top of page.*

* cited by examiner

Primary Examiner—Catherine Tuttle

(74) *Attorney, Agent, or Firm*—DLA Piper Rudnick Gray Cary US LLP

(57) **CLAIM**

The ornamental design for the toy popper, as shown and described.

DESCRIPTION

FIG. 1 is a cross section of a toy popper showing my design, taken along line 1—1 of FIG. 3

FIG. 2 is a perspective view thereof;

FIG. 3 is a top view thereof; and,

FIG. 4 is a side view thereof.

1 Claim, 2 Drawing Sheets

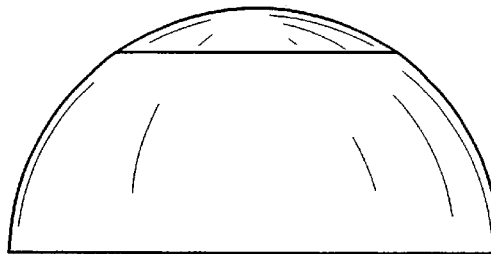
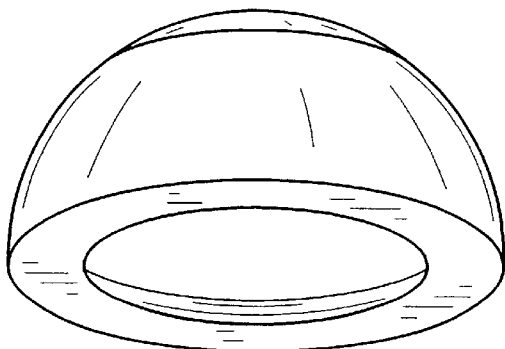


FIG. 1

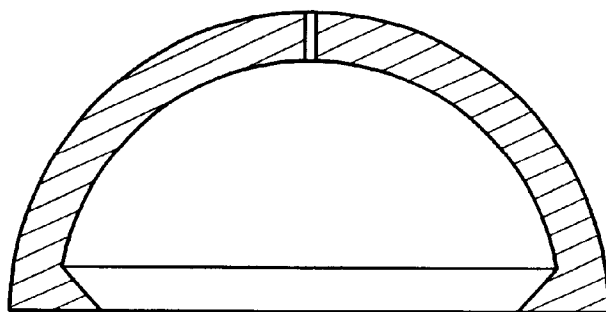


FIG. 2

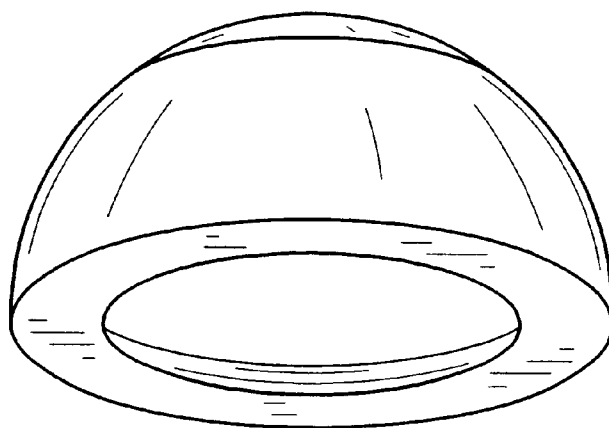


FIG. 3

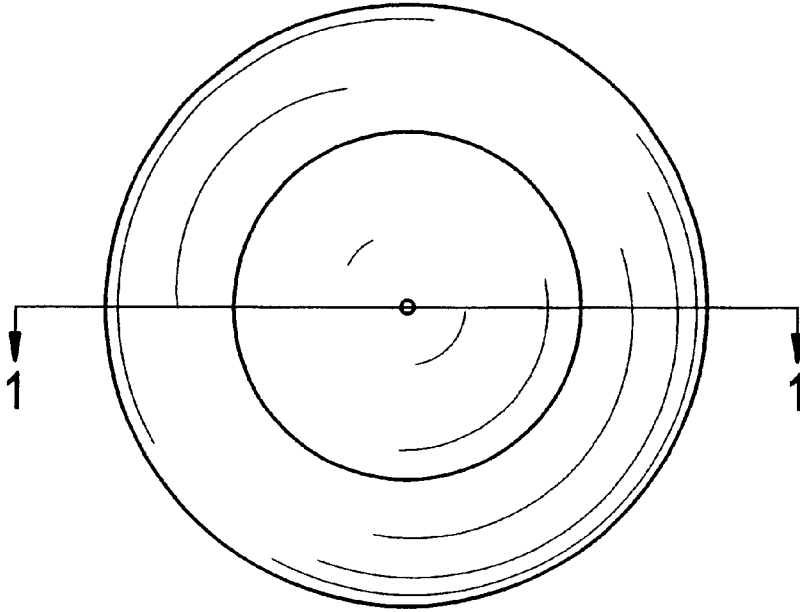


FIG. 4

