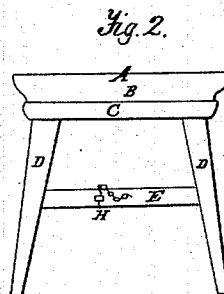
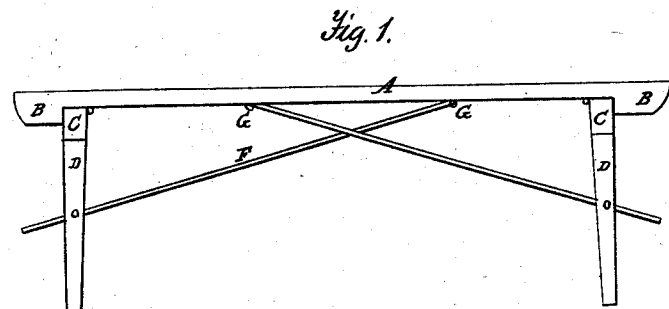
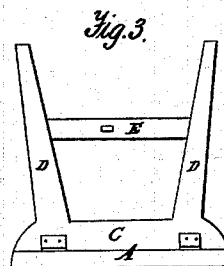
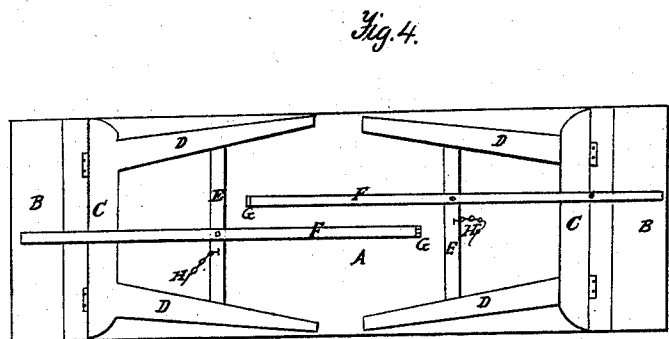
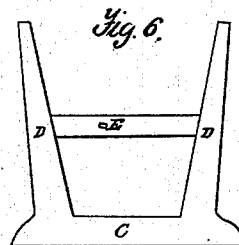
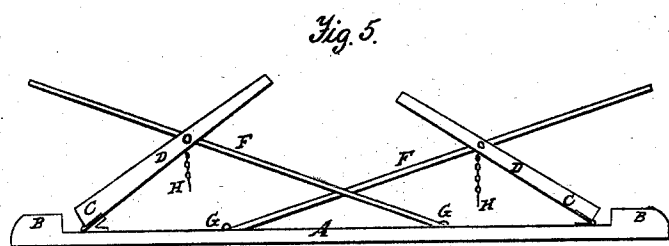



R. Carter Jr,

Folding Table,

N^o 49,500.

Patented Aug. 22, 1865.



Witnesses:
James H. Parker.
E. D. Hayes.

Inventor:
Rufus Carter Jr.

UNITED STATES PATENT OFFICE.

RUFUS CARTER, JR., OF LAWRENCE, MASSACHUSETTS.

FOLDING TABLE OR BENCH.

Specification forming part of Letters Patent No. 49,500, dated August 22, 1865.

To all whom it may concern:

Be it known that I, RUFUS CARTER, Jr., of Lawrence, in the county of Essex and Commonwealth of Massachusetts, have invented a new and Improved Folding Table or Bench; and I do declare that the following is a full and exact description thereof, reference being had to the accompanying drawings, and to the letters of reference marked thereon.

Figure 1 represents a longitudinal side view of bench when in use. Fig. 2 represents an end section of same. Fig. 3 represents an interior cross-section. Fig. 4 represents a bench folded up. Fig. 5 represents a bench partially folded. Fig. 6 represents the legs framed into the plate. Fig. 7 represents a side view of bench folded.

To enable others skilled in the art to make and use my invention, I will proceed to describe its construction and operation.

I first select a piece of plank, A, of the desired length, width, and thickness, and to prevent it from warping I nail or screw on the cleats B at each end of the plank, on the under side of the same, the grain of the cleats B to run in the opposite direction of the grain in the plank A. I then fit the plate C and make mortises near each end of it to receive the tenons on the end of each leg D. I then drive the tenons on the ends of the legs into the mortises in the plate C and fasten them in with pins. The roller E passes from one leg to the other and is made to turn on an axle in each leg. The frame-work of the legs is then completed. One frame is then fastened to the under side of the plank A and near one end of it by butts or hinges, and another frame is fastened in the same way at the same distance from the other end of said plank A. Then, in order to make

my bench stand firmly when in use under a load, I prepare two braces for each bench and attach them by butts to the under side of the plank A, at the points G, and pass one toward one end of the plank and the other toward the other end and through an aperture in each roller E, and are made to move freely through said roller, and as the bench is folded and unfolded these braces move along in the rollers E, while the rollers E turn on their axles as the folding and unfolding proceeds, and having provided a pin, H, to be attached to each roller E and intended to pass down through the rollers E and through the braces F, so as to keep the braces firmly fixed when the bench is in use. The bench is then completed.

When the table or bench is in use it stands as in Fig. 1, and when it is folded as in Figs. 4 and 7.

By my invention is produced a folding wash-bench, which has long been wanted, which can be folded up and laid away in a small place, offering a convenient article of furniture to people who live in the upper stories of houses, in small tenements with limited room, as it can be folded up and made to stand against the side of the room or in a corner, thereby taking up little or no valuable room.

I claim—

The combination of the top A, the plates C, the legs D, the rollers E, and braces F, constructed substantially as herein set forth, for the purpose specified.

RUFUS CARTER, JR. [L. S.]

Witnesses:

JAMES K. BARKER,
E. D. HAYES.