(12) UK Patent Application (19) GB (11) 2 174 673 A

(43) Application published 12 Nov 1986

(21) Application No 8609727

(22) Date of filing 22 Apr 1986

(30) Priority data
(31) 8510603 (32) 26 Apr 1985 (33) GB

(71) Applicant
Alan Donald Theaker,
28 Highwood Ave, High Wycombe, Bucks

(72) Inventor
Alan Donald Theaker

(74) Agent and/or Address for Service
Alan Donald Theaker,
28 Highwood Ave, High Wycombe, Bucks

(51) INT CL[4]
B44D 3/12 B65D 25/00

(52) Domestic classification (Edition H):
B8D 6 FX
U1S 1391 B8D

(56) Documents cited
GB A 2146609 GB 0446062 US 3948413
GB 0971869 US 4014453

(58) Field of search
B8D
Selected US specifications from IPC sub-classes B65D
B44D

(54) Paint brush holder

(57) A paint brush holder comprises a clip A for clipping the holder to the rim of a paint container and an element B, attached to the clip, for holding the paint brush in a rest position. The lowermost edge of the element B can act as a brush scraper to remove excess paint.

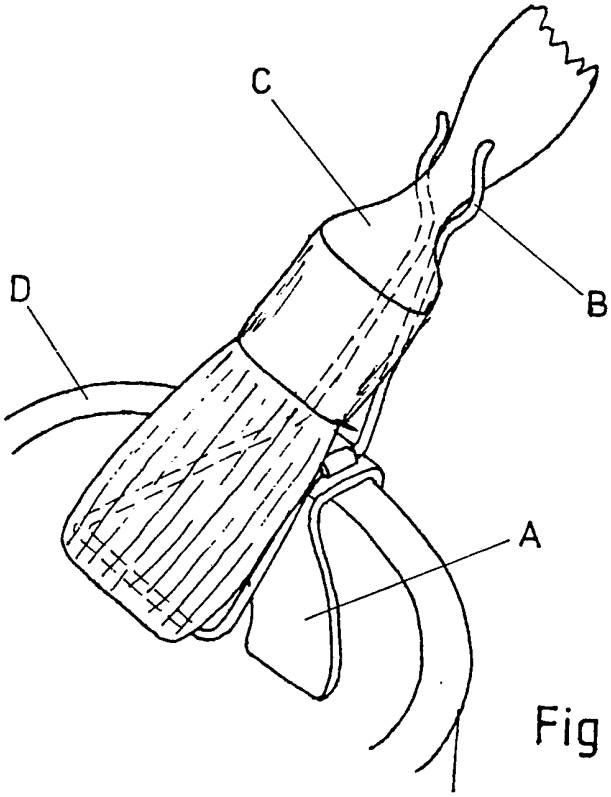

Fig. 2.

GB 2 174 673 A

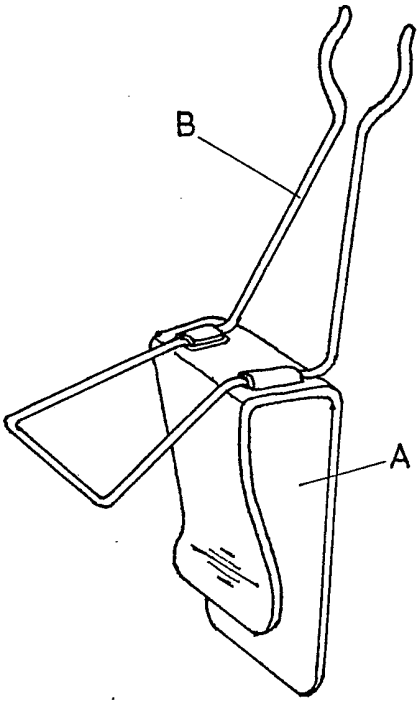

Fig.1.

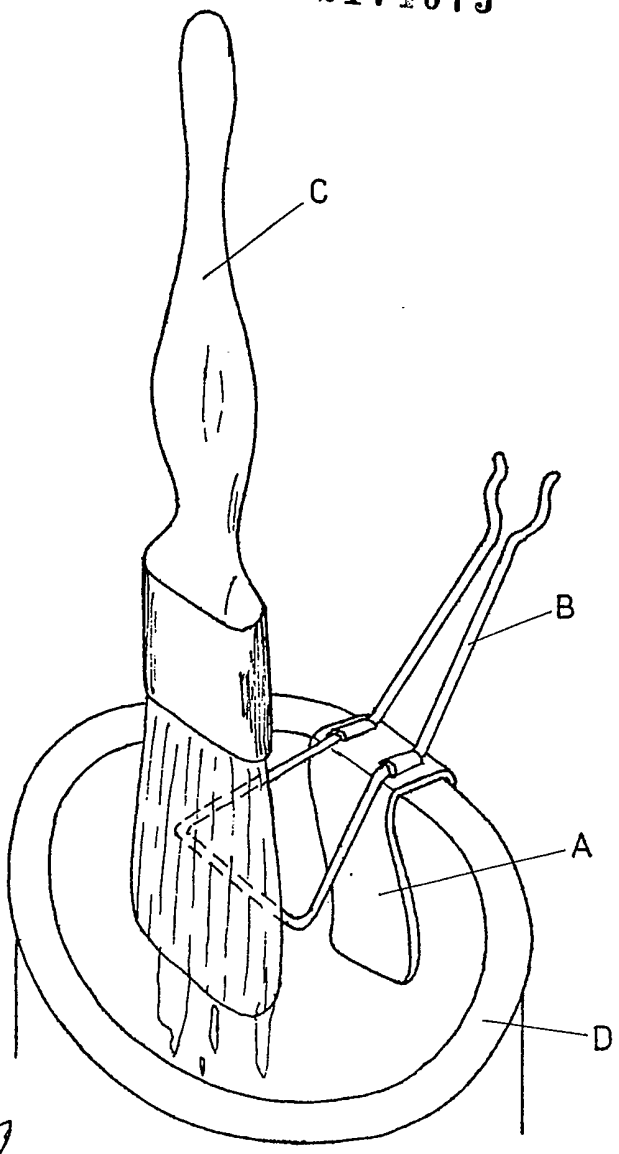

Fig.3.

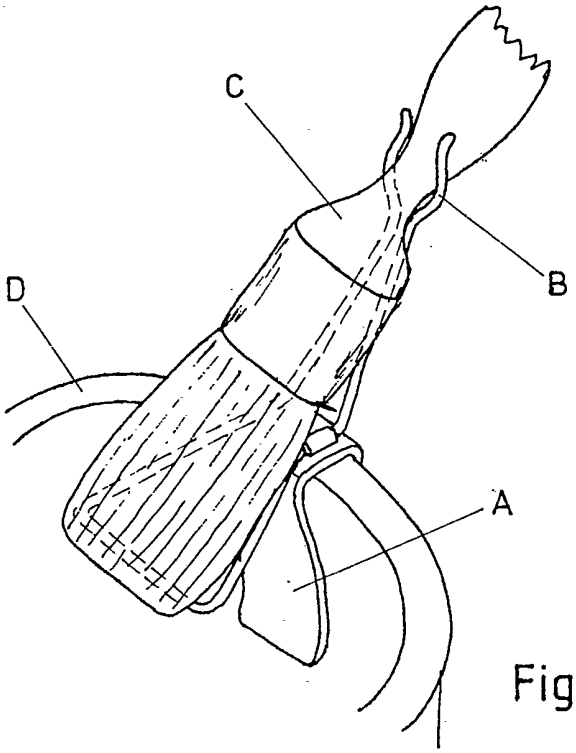

Fig.2.

SPECIFICATION

Paint brush steady

This invention relates to a paint brush steady for use with a paint tin or kettle.

Paint brushes are normally layed over the top of the open paint tin during rest periods. In this position the brush drips paint down the side of the can and onto the worktop.

The present invention provides a resting position that clips on the side of the paint can, holding the bristles over the mouth of the paint can. An edge on which to scrape off excess paint.

A Specific embodiment of the invention will now be described by way of example with reference to the accompanying drawing in which:–

Figure 1 shows in perspective, the brush steady.

Figure 2 shows the brush steady in position with a brush in the rest position.

Figure 3 shows the brush steady in position with a brush being wiped on the scraper edge.

Referring to the drawing in Fig. 1 the lower clip A holds the upper rest B in position over the paint can.

The drawing in Fig. 2 shows a brush C on the rest B with the clip A over the edge of the can D.

The drawing in Fig. 3 shows a brush C being drawn over the edge of the rest B in an upward movement to remove excess paint back into the can D.

CLAIMS

1. A paint brush steady comprising a clip; a rest and a scraping edge.

2. A paint brush steady as claimed in claim 1. wherein the clip holds the rest over a paint can to allow drips to fall into the can.

3. A paint brush steady as claimed in claim 1. wherein the scraping edge is held over a paint can, so that excess paint may be scraped from the bristles of a brush back into the can.

Printed in the United Kingdom for
Her Majesty's Stationery Office, Dd 8818935, 1986, 4235.
Published at The Patent Office, 25 Southampton Buildings,
London, WC2A 1AY, from which copies may be obtained.