



## INTERNATIONAL APPLICATION PUBLISHED UNDER THE PATENT COOPERATION TREATY (PCT)

<b>(51) International Patent Classification<sup>5</sup> :</b>  <b>A01N 43/64, A61K 31/41, 31/415</b>	<b>A1</b>	<b>(11) International Publication Number:</b> <b>WO 92/10097</b>  <b>(43) International Publication Date:</b> 25 June 1992 (25.06.92)
<b>(21) International Application Number:</b> PCT/US91/09362 <b>(22) International Filing Date:</b> 13 December 1991 (13.12.91) <b>(30) Priority data:</b> 628,807 14 December 1990 (14.12.90) US <b>(60) Parent Application or Grant</b> <b>(63) Related by Continuation</b> US 628,807 (CIP) Filed on 14 December 1990 (14.12.90) <b>(71) Applicant (for all designated States except US):</b> SMITH-KLINE BEECHAM CORPORATION [US/US]; Corporate Patents - U.S., 709 Swedeland Road, P.O. Box 1539, King of Prussia, PA 19406 (US).	<b>(72) Inventor; and</b> <b>(75) Inventor/Applicant (for US only) :</b> WEINSTOCK, Joseph [US/US]; 1234 Pothouse Road, Phoenixville, PA 19460 (US). <b>(74) Agents:</b> McCARTHY, Mary, E. et al.; SmithKline Beecham Corporation, Corporate Patents - U.S. (UW2220), 709 Swedeland Road, P.O. Box 1539, King of Prussia, PA 19406 (US). <b>(81) Designated States:</b> AT (European patent), AU, BE (European patent), CA, CH (European patent), DE (European patent), DK (European patent), ES (European patent), FR (European patent), GB (European patent), GR (European patent), IT (European patent), JP, KR, LU (European patent), MC (European patent), NL (European patent), SE (European patent), US.  <b>Published</b> <i>With international search report.          Before the expiration of the time limit for amending the claims and to be republished in the event of the receipt of amendments.</i>	
<b>(54) Title:</b> ANGIOTENSIN II RECEPTOR BLOCKING COMPOSITIONS		
<b>(57) Abstract</b>  This invention relates to pharmaceutical compositions comprising a pharmaceutically acceptable carrier, an angiotensin II receptor antagonist and a second agent selected from a diuretic, a calcium channel blocker, a $\beta$ -adrenoceptor blocker, a renin inhibitor, or an angiotensin converting enzyme inhibitor and a method of treating hypertension.		

**FOR THE PURPOSES OF INFORMATION ONLY**

Codes used to identify States party to the PCT on the front pages of pamphlets publishing international applications under the PCT.

AT	Austria	ES	Spain	MG	Madagascar
AU	Australia	FI	Finland	ML	Mali
BB	Barbados	FR	France	MN	Mongolia
BE	Belgium	GA	Gabon	MR	Mauritania
BF	Burkina Faso	GB	United Kingdom	MW	Malawi
BG	Bulgaria	GN	Guinea	NL	Netherlands
BJ	Benin	GR	Greece	NO	Norway
BR	Brazil	HU	Hungary	PL	Poland
CA	Canada	IT	Italy	RO	Romania
CF	Central African Republic	JP	Japan	SD	Sudan
CG	Congo	KP	Democratic People's Republic of Korea	SE	Sweden
CH	Switzerland	KR	Republic of Korea	SN	Senegal
CI	Côte d'Ivoire	LI	Liechtenstein	SU <sup>+</sup>	Soviet Union
CM	Cameroon	LK	Sri Lanka	TD	Chad
CS	Czechoslovakia	LU	Luxembourg	TG	Togo
DE*	Germany	MC	Monaco	US	United States of America
DK	Denmark				

+ Any designation of "SU" has effect in the Russian Federation. It is not yet known whether any such designation has effect in other States of the former Soviet Union.

5

10

- 1 -

15        ANGIOTENSIN II RECEPTOR BLOCKING COMPOSITIONSFIELD OF INVENTION

      This invention relates to pharmaceutical  
compositions comprising angiotensin II receptor  
20 antagonists, combined with other agents, particularly  
diuretics, calcium channel blockers,  $\beta$ -adrenoceptor  
blockers, renin inhibitors, or angiotensin converting  
enzyme inhibitors. The invention also relates to a  
method of treating hypertension by administering said  
25 compositions to a subject in need thereof or by stepwise  
combined therapy.

BACKGROUND OF THE INVENTION

      The class of peptide pressor hormone known as  
30 angiotensin is responsible for a vasopressor action that  
is implicated in the etiology of hypertension in man.  
Inappropriate activity of the renin-angiotensin systems  
appears to be a key element in essential hypertension,  
congestive heart failure and in some forms of renal  
35 disease. In addition to a direct action on arteries and  
arterioles, angiotensin II (AII), being one of the most  
potent endogenous vasoconstrictors known, exerts

stimulation on the release of aldosterone from the adrenal cortex. Therefore, the renin-angiotensin system, by virtue of its participation in the control of renal sodium handling, plays an important role in cardiovascular hemeostasis.

5 Interruption of the renin-angiotensin system with converting enzyme inhibitors, such as captopril, has proved to be clinically useful in the treatment of hypertension and congestive heart failure (Abrams, W.B., et al., (1984), Federation Proc., 43, 1314). The most direct approach towards inhibition of the renin-angiotensin system would block the action of AII at the receptor. Compelling evidence suggests that AII also contributes to renal vasoconstriction and sodium retention that is characteristic of a number of disorders such as heart failure, cirrhosis and complications of pregnancy (Hollenberg, N.K., (1984), J. Cardiovas. Pharmacol., 6, S176). In addition, recent animal studies suggest that inhibition of the renin-angiotensin system may be beneficial in halting or slowing the progression of chronic renal failure (Anderson, S., et al., (1985), J. Clin. Invest., 76, 612). Also, a recent patent application (South African Patent Application No. 87/01,653) claims that AII antagonists are useful as agents for reducing and controlling elevated intraocular pressure, especially glaucoma, in mammals.

The compounds described herein inhibit, block and antagonize the action of the hormone AII, and are therefore useful in regulating and moderating angiotensin induced hypertension, congestive heart failure, renal failure and other disorders attributed to the actions of AII. When the AII receptor blocking compounds are administered to mammals, the elevated blood pressure due to AII is reduced and other manifestations based on AII intercession are minimized

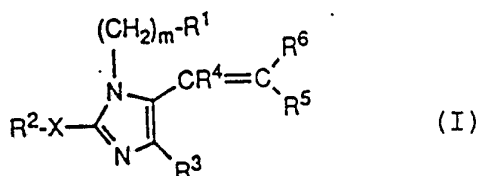
and controlled. These compounds are also expected to exhibit diuretic activity.

One of the drawbacks of current antihypertensive therapy is that cardiovascular morbidity and mortality is higher in treated hypertensive patients than in normotensive subjects of the same age, sex, and from the same population [Isles, et al., J. Hypertension, 4, 141 (1986) and Samuelsson, O., Acta Med. Scand, Suppl. 702, 1 (1985)]. A possible explanation for this result is that arterial pressure in treated hypertensive patients is significantly higher than in matched normotensive subjects. Thus, it would appear that a therapeutic goal for the treatment of hypertension would be to obtain normotensive blood pressure levels in treated hypertensive patients [Hansson, L., Br. J. Clin. Pharmacol., 23, 15S (1987)]. To achieve this goal, the instant invention involves the administration of an angiotensin II receptor blocking compound in combination with a second agent, such as a diuretic, a calcium channel blocker, a  $\beta$ -adrenoceptor blocker, a renin inhibitor, or an angiotensin converting enzyme inhibitor.

According to the present invention there are provided pharmaceutical compositions comprising a pharmaceutically acceptable carrier in association with a diuretic and an angiotensin II blocking agent of formula (I) - (IX), hereinbelow.

Substituted imidazoles of the formula (I) are disclosed in U.S. Application Serial No. 07/746,262, filed August 14, 1991:

35



- 4 -

in which:

5  $R^1$  is adamantyl, phenyl, biphenyl, or naphthyl, with each aryl group being unsubstituted or substituted by one to three substituents selected from Cl, Br, F, I,  $C_1-C_6$ alkyl, nitro,  $A-CO_2R^7$ , tetrazol-5-yl,  $C_1-C_6$ alkoxy, hydroxy,  $SC_1-C_6$ alkyl,  $SO_2NHR^7$ ,  $NHSO_2R^7$ ,  $SO_3H$ ,  $CONR^7R^7$ ,  
 10  $CN$ ,  $SO_2C_1-C_6$ alkyl,  $NHSO_2R^7$ ,  $PO(OR^7)_2$ ,  $NR^7R^7$ ,  $NR^7COH$ ,  $NR^7COC_1-C_6$ alkyl,  $NR^7CON(R^7)_2$ ,  $NR^7COW$ ,  $W$ ,  $SO_2W$ ;

$m$  is 0-4;

$R^2$  is  $C_2-C_{10}$ alkyl,  $C_3-C_{10}$ alkenyl,  $C_3-C_{10}$ alkynyl,  $C_3-C_6$ cycloalkyl, or  $(CH_2)_{0-8}$ phenyl unsubstituted or  
 15 substituted by one to three substituents selected from  $C_1-C_6$ alkyl, nitro, Cl, Br, F, I, hydroxy,  $C_1-C_6$ alkoxy,  $NR^7R^7$ ,  $CO_2R^7$ ,  $CN$ ,  $CONR^7R^7$ ,  $W$ , tetrazol-5-yl,  $NR^7COC_1-C_6$ alkyl,  $NR^7COW$ ,  $SC_1-C_6$ alkyl,  $SO_2W$ , or  $SO_2C_1-C_6$ alkyl;

20  $X$  is a single bond,  $S$ ,  $NR^7$ , or  $O$ ;

$R^3$  is hydrogen, Cl, Br, F, I, CHO, hydroxymethyl,  $COOR^7$ ,  $CONR^7R^7$ ,  $NO_2$ ,  $W$ ,  $CN$ ,  $NR^7R^7$ , or phenyl;

$R^4$  and  $R^5$  are independently hydrogen,  $C_1-C_6$ alkyl, thienyl-Y-, furyl-Y-, pyrazolyl-Y-, imidazolyl-Y-,  
 25 pyrrolyl-Y-, triazolyl-Y-, oxazolyl-Y-, isoxazolyl-Y-, thiazolyl-Y-, pyridyl-Y-, or tetrazolyl-Y-, except that  $R^4$  and  $R^5$  are not both selected from hydrogen and  $C_1-C_6$ alkyl and each heterocyclic ring is unsubstituted or substituted by  $C_1-C_6$ alkyl,  $C_1-C_6$ alkoxy, Cl, Br, F, I,  
 30  $NR^7R^7$ ,  $CO_2R^7$ ,  $SO_2NHR^7$ ,  $SO_3H$ , or  $CONR^7R^7$ ,  $OH$ ,  $NO_2$ ,  $W$ ,  $SO_2W$ ,  $SC_1-C_6$ alkyl,  $SO_2C_1-C_6$ alkyl,  $NR^7COH$ ,  $NR^7COW$ , or  $NR^7COC_1-C_6$ alkyl;

$Y$  is a single bond,  $O$ ,  $S$ , or  $C_1-C_6$ alkyl which is straight or branched or optionally substituted by phenyl  
 35 or benzyl, wherein each of the aryl groups is unsubstituted or substituted by halo,  $NO_2$ ,  $CF_3$ ,  $C_1-C_6$ alkyl,  $C_1-C_6$ alkoxy,  $CN$ , or  $CO_2R^7$ ;

$R^6$  is  $-Z-COOR^8$  or  $-Z-CONR^7R^7$ ;

Z is a single bond, vinyl,  $-CH_2-O-CH_2-$ , methylene optionally substituted by  $C_1-C_6$ alkyl, one or two benzyl groups, thienylmethyl, or furylmethyl, or  $-C(O)NHCHR^9-$ ,  
 5 wherein  $R^9$  is H,  $C_1-C_6$ alkyl, phenyl, benzyl, thienylmethyl, or furylmethyl;

W is  $C_nF_{2n+1}$ ,  $C_nF_{2n+1}$ , wherein n is 1-3;

A is  $-(CH_2)_m-$ ,  $-CH=CH-$ ,  $-O(CH_2)_n-$ , or  $-S(CH_2)_n-$ ;  
 each  $R^7$  independently is hydrogen,  $C_1-C_6$ alkyl, or  
 10  $(CH_2)_m$ phenyl, wherein m is 0-4; and  
 $R^8$  is hydrogen,  $C_1-C_6$ alkyl, or 2-di( $C_1-C_6$ alkyl)-amino-2-oxoethyl; or a pharmaceutically acceptable salt thereof.

15 Preferred compounds included within the scope of formula (I) are:

(E)-3-[2-n-butyl-1-(4-carboxyphenyl)methyl]-1H-imidazol-5-yl]-2-(2-thienyl)methyl-2-propenoic acid,

(E)-3-[2-n-butyl-1-((4-carboxynaphth-1-yl)methyl)-1H-imidazol-5-yl]-2-(2-thienyl)methyl-2-propenoic acid,  
 20

(E)-3-[2-n-butyl-1-(2-chloro-4-carboxyphenyl)methyl]-1H-imidazol-5-yl]-2-(2-thienyl)methyl-2-propenoic acid, and

(E)-3-[2-n-butyl-1-(4-carboxy-2,3-dichlorophenyl)methyl]-1H-imidazol-5-yl]-2-(2-thienyl)methyl-2-propenoic acid; or a pharmaceutically acceptable salt thereof.

Particularly preferred are (E)-3-[2-n-butyl-1-(4-carboxyphenyl)methyl]-1H-imidazol-5-yl]-2-(2-thienyl)methyl-2-propenoic acid and (E)-3-[2-n-butyl-1-((4-carboxynaphth-1-yl)methyl)-1H-imidazol-5-yl]-2-(2-thienyl)methyl-2-propenoic acid, or a pharmaceutically acceptable salt thereof.

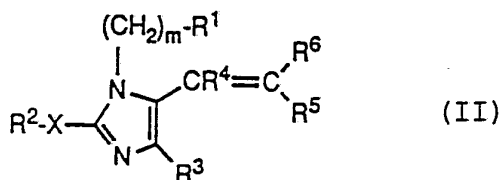
35 The most preferred compound of this invention is (E)-3-[2-n-butyl-1-(4-carboxyphenyl)methyl]-1H-

imidazolyl-5-yl]-2-(2-thienyl)methyl-2-propenoic acid  
methanesulfonate.

Compounds of formula (I) are prepared following the  
methods described in European Patent Publication Number  
5 EP 0 403 159, published on December 19, 1990.

Substituted imidazoles of the formula (II) are  
disclosed U.S application Serial No. 07/747,024, filed  
August 14, 1991:

10



15

in which:

20  $R^1$  is adamantyl, phenyl, biphenyl, or naphthyl, with  
each aryl group being unsubstituted or substituted by  
one

to three substituents selected from Cl, Br, F, I,  
 $C_1-C_6$ alkyl, nitro,  $A-CO_2R^7$ , tetrazol-5-yl,  $C_1-C_6$ alkoxy,  
hydroxy,  $SC_1-C_6$ alkyl,  $SO_2NHR^7$ ,  $NHSO_2R^7$ ,  $SO_3H$ ,  $CONR^7R^7$ ,  
25  $CN$ ,  $SO_2C_1-C_6$ alkyl,  $NHSO_2R^7$ ,  $PO(OR^7)_2$ ,  $NR^7R^7$ ,  $NR^7COH$ ,  
 $NR^7COC_1-C_6$ alkyl,  $NR^7CON(R^7)_2$ ,  $NR^7COW$ ,  $W$ ,  $SO_2W$ ;

$m$  is 0-4;

30  $R^2$  is  $C_2-C_{10}$ alkyl,  $C_3-C_{10}$ alkenyl,  $C_3-C_{10}$ alkynyl,  
 $C_3-C_6$ cycloalkyl, or  $(CH_2)_{0-8}$ phenyl unsubstituted or  
substituted by one to three substituents selected from  
 $C_1-C_6$ alkyl, nitro, Cl, Br, F, I, hydroxy,  $C_1-C_6$ alkoxy,  
 $NR^7R^7$ ,  $CO_2R^7$ ,  $CN$ ,  $CONR^7R^7$ ,  $W$ , tetrazol-5-yl,  
 $NR^7COC_1-C_6$ alkyl,  $NR^7COW$ ,  $SC_1-C_6$ alkyl,  $SO_2W$ , or  
 $SO_2C_1-C_6$ alkyl;

35  $X$  is a single bond,  $S$ ,  $NR^7$ , or  $O$ ;

$R^3$  is hydrogen, Cl, Br, F, I,  $CHO$ , hydroxymethyl,  
 $COOR^7$ ,  $CONR^7R^7$ ,  $NO_2$ ,  $W$ ,  $CN$ ,  $NR^7R^7$ , or phenyl;



R<sup>4</sup> and R<sup>5</sup> are independently hydrogen, C<sub>1</sub>-C<sub>6</sub>alkyl, phenyl-Y-, naphthyl-Y-, or biphenyl-Y-, wherein the aryl groups are unsubstituted or substituted by one to three substituents selected from Cl, Br, F, I, C<sub>1</sub>-C<sub>6</sub>alkoxy, hydroxy, CO<sub>2</sub>R<sup>7</sup>, CN, NO<sub>2</sub>, tetrazol-5-yl, SO<sub>3</sub>H, CF<sub>3</sub>, CONR<sup>7</sup>R<sup>7</sup>, SO<sub>2</sub>NHR<sup>7</sup>, C<sub>1</sub>-C<sub>6</sub>alkyl, or NR<sup>7</sup>R<sup>7</sup>, or by methylenedioxy, phenoxy or phenyl, except that R<sup>4</sup> and R<sup>5</sup> are not both selected from hydrogen;

Y is a single bond, O, S, or C<sub>1</sub>-C<sub>6</sub>alkyl which is straight or branched or optionally substituted by phenyl or benzyl, wherein each of the aryl groups is unsubstituted or substituted by halo, NO<sub>2</sub>, CF<sub>3</sub>, C<sub>1</sub>-C<sub>4</sub>alkyl, C<sub>1</sub>-C<sub>4</sub>alkoxy, CN, or CO<sub>2</sub>R<sup>7</sup>;

R<sup>6</sup> is -Z-COOR<sup>8</sup> or -Z-CONR<sup>7</sup>R<sup>7</sup>;

Z is a single bond, vinyl, -CH<sub>2</sub>-O-CH<sub>2</sub>-, methylene optionally substituted by C<sub>1</sub>-C<sub>4</sub>alkyl, one or two benzyl groups, thienylmethyl, or furylmethyl, or -C(O)NHCHR<sup>9</sup>-, wherein R<sup>9</sup> is H, C<sub>1</sub>-C<sub>4</sub>alkyl, phenyl, benzyl, thienylmethyl, or furylmethyl;

each R<sup>7</sup> independently is hydrogen, C<sub>1</sub>-C<sub>4</sub>alkyl, or (CH<sub>2</sub>)<sub>m</sub>phenyl, wherein m is 0-4; and

R<sup>8</sup> is hydrogen, C<sub>1</sub>-C<sub>6</sub>alkyl, or 2-di(C<sub>1</sub>-C<sub>4</sub>alkyl)-amino-2-oxoethyl; or

R<sup>5</sup> and R<sup>6</sup> are both hydrogen, R<sup>4</sup> is -Z-COOR<sup>8</sup> and Z is other than a single bond; or a pharmaceutically acceptable salt thereof.

Compounds of formula (II) are prepared following the methods described in European Publication Number EP 0 403 158, published on December 19, 1990.

Preferred compounds included within the scope of formula (II) are:

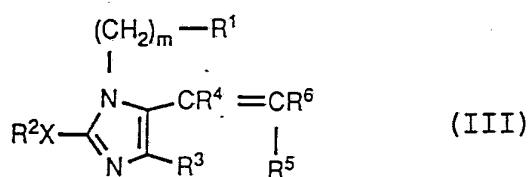
(E)-3-[2-n-butyl-1-{(2-chlorophenyl)methyl}-1H-imidazol-5-yl]-2-(3,4-methylenedioxyphenyl)methyl-2-propenoic acid,

(E)-3-[2-n-butyl-1-{(4-carboxyphenyl)methyl}-1H-imidazol-5-yl]-2-n-butyl-2-propenoic acid, and

(E)-3-[2-n-butyl-1-((4-carboxyphenyl)methyl)-1H-imidazol-5-yl]-2-benzyl-2-propenoic acid; or a pharmaceutically acceptable salt thereof.

5 Substituted imidazoles of the formula (III) are disclosed in U.S. Application Serial No. 07/590,207, filed September 28, 1990:

10



15

in which:

20  $\text{R}^1$  is adamantylmethyl, or phenyl, biphenyl, or naphthyl, with each aryl group being unsubstituted or substituted by one to three substituents selected from Cl, Br, F, I,  $\text{C}_1$ - $\text{C}_6$ alkyl, nitro,  $\text{CO}_2\text{R}^7$ ,  $\text{C}_1$ - $\text{C}_6$ alkoxy, hydroxy,  $\text{SC}_1$ - $\text{C}_6$ alkyl,  $\text{SO}_2\text{C}_1$ - $\text{C}_6$ alkyl, tetrazol-5-yl, 25  $\text{SO}_2\text{NHR}^7$ ,  $\text{NHSO}_2\text{R}^7$ ,  $\text{SO}_3\text{H}$ ,  $\text{PO}(\text{OR}^7)_2$ ,  $\text{CONR}^7\text{R}^7$ , CN,  $\text{NR}^7\text{R}^7$ ,  $\text{NR}^7\text{COH}$ ,  $\text{NR}^7\text{COC}_1$ - $\text{C}_6$ alkyl,  $\text{NR}^7\text{CON}(\text{R}^7)_2$ ,  $\text{NR}^7\text{COW}$ ,  $\text{SO}_2\text{W}$ , or W;  $\text{R}^2$  is  $\text{C}_2$ - $\text{C}_{10}$ alkyl,  $\text{C}_3$ - $\text{C}_{10}$ alkenyl,  $(\text{CH}_2)_{0-8}$   $\text{C}_3$ - $\text{C}_6$ cycloalkyl, or  $(\text{CH}_2)_{0-8}$ phenyl unsubstituted or substituted by one to three substituents selected from 30  $\text{C}_1$ - $\text{C}_6$ alkyl, nitro, Cl, Br, F, I, hydroxy,  $\text{C}_1$ - $\text{C}_6$ alkoxy,  $\text{NR}^7\text{R}^7$ ,  $\text{CO}_2\text{R}^7$ , CN,  $\text{CONR}^7\text{R}^7$ , W,  $\text{NR}^7\text{COH}$ ,  $\text{NR}^7\text{COC}_1$ - $\text{C}_6$ alkyl,  $\text{NR}^7\text{COW}$ ,  $\text{SO}_2\text{W}$ ,  $\text{SO}_2\text{C}_1$ - $\text{C}_6$ alkyl, or  $\text{SC}_1$ - $\text{C}_6$ alkyl;

X is a single bond, S, or O;

m is 0-4;

35  $\text{R}^3$  is hydrogen, Cl, Br, F, I, CHO, hydroxymethyl,  $\text{C}_1$ - $\text{C}_6$ alkyl,  $\text{NR}^7\text{R}^7$ ,  $\text{CO}_2\text{R}^7$ ,  $\text{CONR}^7\text{R}^7$ ,  $\text{NO}_2$ , CN, phenyl, or W;

$R^4$  and  $R^5$  are each independently hydrogen,  
 $C_1-C_8$ alkyl,  $C_3-C_6$ cycloalkyl, thienyl-Y-, furyl-Y-,  
 pyrazolyl-Y-, imidazolyl-Y-, thiazolyl-Y-, pyridyl-Y-,  
 tetrazolyl-Y-, pyrrolyl-Y-, triazolyl-Y-, oxazolyl-Y-,  
 5 isoxazolyl-Y-, or phenyl-Y-, with each aryl or  
 heteroaryl group being unsubstituted or substituted by  
 $C_1-C_6$ alkyl,  $C_1-C_6$ alkoxy, Cl, Br, F, I,  $NR^7R^7$ ,  $CO_2R^7$ ,  
 $SO_2NHR^7$ ,  $SO_3H$ , OH,  $NO_2$ ,  $CONR^7R^7$ , W,  $SO_2C_1-C_6$ alkyl,  $SO_2W$ ,  
 $SC_1-C_6$ alkyl,  $NR^7COH$ ,  $NR^7COW$ , or  $NR^7COC_1-C_6$ alkyl;  
 10 Y is  $C_1-C_6$ alkyl which is straight or branched or a  
 single bond;  
 $R^6$  is Z-tetrazol-5-yl;  
 Z is a single bond, vinyl, or methylene  
 unsubstituted or substituted by  $C_1-C_4$ alkyl, one or two  
 15 benzyl groups, thienylmethyl, or furylmethyl;  
 W is  $C_nF_{2n+1}$ , wherein n is 1-4; and  
 each  $R^7$  independently is hydrogen or  $C_1-C_6$ alkyl;  
 or a pharmaceutically acceptable salt thereof.

20 Preferred compounds included within the scope of  
 formula (III) are:

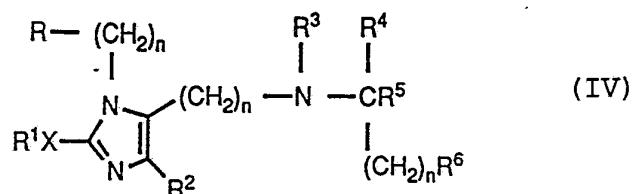
(E)-1-[2-n-butyl-1-((4-carboxyphenyl)methyl)-1H-  
 imidazol-5-yl]-2-(1H-tetrazol-5-yl)-3-(2-thienyl)-1-  
 propene, (E)-1-[2-n-butyl-1-((4-(1H-tetrazol-5-  
 25 yl)phenyl)methyl)-1H-imidazol-5-yl]-2-(1H-tetrazol-5-  
 yl)-3-(2-thienyl)-1-propene, and

(E)-1-[2-n-butyl-1-((2-chlorophenyl)methyl)-1H-  
 imidazol-5-yl]-2-(1H-tetrazol-5-yl)-3-(2-thienyl)-1-  
 propene; or a pharmaceutically acceptable salt thereof.

30 Compounds of formula (III) are prepared following  
 the methods described in European Publication Number EP  
 0 425 211, published on May 2, 1991.

35 Substituted imidazoles of the formula (IV) are  
 disclosed in U.S. Application Serial No. 07/590,206,  
 filed September 28, 1990:

- 10 -



5

in which:

R is adamantylmethyl, or phenyl, biphenyl, or naphthyl, with each aryl group being unsubstituted or substituted by one to three substituents selected from Cl, Br, F, I, C<sub>1</sub>-C<sub>6</sub>alkyl, nitro, CO<sub>2</sub>R<sup>7</sup>, C<sub>1</sub>-C<sub>6</sub>alkoxy, hydroxy, SC<sub>1</sub>-C<sub>6</sub>alkyl, SO<sub>2</sub>C<sub>1</sub>-C<sub>6</sub>alkyl, tetrazol-5-yl, SO<sub>2</sub>NHR<sup>7</sup>, NHSO<sub>2</sub>R<sup>7</sup>, SO<sub>3</sub>H, PO(OR<sup>7</sup>)<sub>2</sub>, CONR<sup>7</sup>R<sup>7</sup>, CN, NR<sup>7</sup>R<sup>7</sup>, NR<sup>7</sup>COH, NR<sup>7</sup>COC<sub>1</sub>-C<sub>6</sub>alkyl, NR<sup>7</sup>CON(R<sup>7</sup>)<sub>2</sub>, NR<sup>7</sup>COW, SO<sub>2</sub>W, or

15

W;  
 R<sup>1</sup> is C<sub>2</sub>-C<sub>10</sub>alkyl, C<sub>3</sub>-C<sub>10</sub>alkenyl, (CH<sub>2</sub>)<sub>0-8</sub>C<sub>3-6</sub>cycloalkyl, or (CH<sub>2</sub>)<sub>0-8</sub>phenyl unsubstituted or substituted by one to three substituents selected from C<sub>1</sub>-C<sub>6</sub>alkyl, nitro, Cl, Br, F, I, hydroxy, C<sub>1</sub>-C<sub>6</sub>alkoxy, NR<sup>7</sup>R<sup>7</sup>, CO<sub>2</sub>R<sup>7</sup>, CN, CONR<sup>7</sup>R<sup>7</sup>, W, NR<sup>7</sup>COH, NR<sup>7</sup>COC<sub>1</sub>-C<sub>6</sub>alkyl, NR<sup>7</sup>COW, SC<sub>1</sub>-C<sub>6</sub>alkyl, SO<sub>2</sub>C<sub>1</sub>-C<sub>6</sub>alkyl, or SO<sub>2</sub>W;

20

R<sup>2</sup> is hydrogen, Cl, Br, F, I, CHO, hydroxymethyl, C<sub>1</sub>-C<sub>6</sub>alkyl, NR<sup>7</sup>R<sup>7</sup>, CO<sub>2</sub>R<sup>7</sup>, CONR<sup>7</sup>R<sup>7</sup>, NO<sub>2</sub>, CN, phenyl, or

25

X is a single bond, S, or O;

R<sup>3</sup> is H, C<sub>1-6</sub>alkyl, C<sub>3-6</sub>alkenyl, COC<sub>1-5</sub>alkyl, or (CH<sub>2</sub>)<sub>0-3</sub>phenyl;

30

R<sup>4</sup> is H, C<sub>1-6</sub>alkyl, C<sub>3-6</sub>alkenyl, or (CH<sub>2</sub>)<sub>0-3</sub>phenyl;

R<sup>5</sup> is CO<sub>2</sub>R<sup>7</sup>, CONR<sup>7</sup>R<sup>7</sup>, or tetrazol-5-yl;

each n independently is 0-4;

35

R<sup>6</sup> is phenyl, naphthyl, 2- or 3-thienyl, 2- or 3-furyl, 2-, 3-, or 4-pyridyl, pyrimidyl, imidazolyl, thiazolyl, triazolyl, tetrazolyl, pyrazolyl, pyrrolyl, oxazolyl, or isoxazolyl, with each aryl or heteroaryl group being unsubstituted or substituted by

$C_{1-6}$ alkyl,  $C_{1-6}$ alkoxy, Cl, Br, F, I,  $NR^7R^7$ ,  $CO_2R^7$ ,  
 $CONR^7R^7$ ,  $SO_3H$ ,  $SO_2NHR^7$ , OH,  $NO_2$  W,  $SO_2C_{1-6}$ alkyl,  $SO_2W$ ,  
 $SC_{1-6}$ alkyl,  $NR^7COH$ ,  $NR^7COW$ , or  $NR^7COC_{1-6}$ alkyl;

W is  $C_mF_{2m+1}$ , wherein m is 1-4; and

5 each  $R^7$  independently is H or  $C_{1-6}$ alkyl;  
 or a pharmaceutically acceptable salt thereof.

Compounds of formula (IV) are prepared following  
 the methods described in European Publication Number EP  
 0 427 463, published May 15, 1991.

10

Preferred compounds included within the scope of  
 formula (II) are:

N-[[1-(4-carboxyphenyl)methyl]-2-n-butyl-1H-  
 imidazol-5-yl)methyl]- $\beta$ -(2-thienyl)alanine,

15 N-[[1-(2-chlorophenyl)methyl]-2-n-butyl-1H-  
 imidazol-5-yl)methyl]- $\beta$ -(2-thienyl)alanine, and

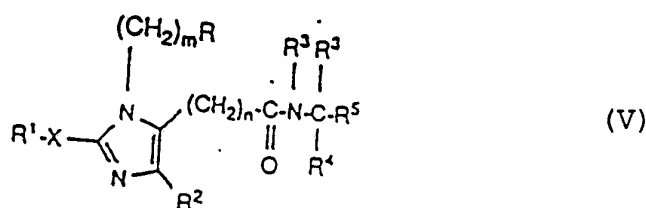
N-[[1-[(2-chlorophenyl)methyl]-2-n-butyl-1H-  
 imidazol-5-yl)methyl]phenyl]alanine;

or a pharmaceutically acceptable salt thereof.

20

Substituted imidazoles of the formula (V) are  
 disclosed in U.S. Application Serial No.07/621,491,  
 filed November 30, 1990:

25



30

in which:

R is adamantyl, or naphthyl, biphenyl, or phenyl,  
 with each aryl group being unsubstituted or substituted  
 by one to three substituents selected from halo,

35  $C_{1-6}$ alkyl,  $C_{1-6}$ alkoxy, OH, CN,  $CO_2R^3$ , tetrazol-5-yl,  
 $SO_3H$ ,  $SO_2NHR^3$ ,  $NO_2$ , W,  $SC_{1-6}$ alkyl,  $SO_2C_{1-6}$ alkyl,

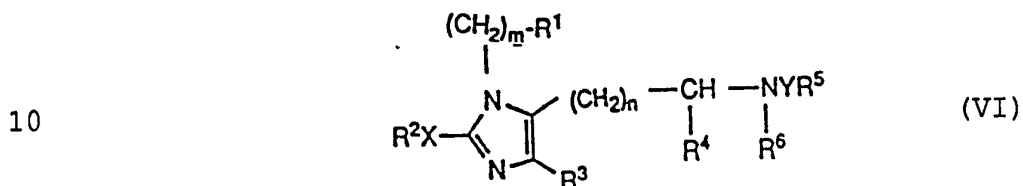
- $\text{NHSO}_2\text{R}^3$ ,  $\text{PO}(\text{OR}^3)_2$ ,  $\text{CONR}^3\text{R}^3$ ,  $\text{NR}^3\text{R}^3$ ,  $\text{NR}^3\text{COH}$ ,  
 $\text{NR}^3\text{COC}_{1-6}\text{alkyl}$ ,  $\text{NR}^3\text{CON}(\text{R}^3)_2$ ,  $\text{NR}^3\text{COW}$ , or  $\text{SO}_2\text{W}$ ;  
 $\text{R}^1$  is  $\text{C}_{2-10}\text{alkyl}$ ,  $\text{C}_{3-10}\text{alkenyl}$ ,  
 $(\text{CH}_2)_{0-8}\text{C}_{3-6}\text{cycloalkyl}$ , or  $(\text{CH}_2)_{0-8}\text{phenyl}$  unsubstituted  
5 or substituted by one to three substituents selected  
from  $\text{C}_{1-6}\text{alkyl}$ ,  $\text{C}_{1-6}\text{alkoxy}$ , halo, OH,  $\text{NO}_2$ ,  $\text{NR}^3\text{R}^3$ , W,  
 $\text{CO}_2\text{R}^3$ , CN,  $\text{CONR}^3\text{R}^3$ ,  $\text{NR}^3\text{COH}$ , tetrazol-5-yl,  
 $\text{NR}^3\text{COC}_{1-6}\text{alkyl}$ ,  $\text{NR}^3\text{COW}$ ,  $\text{SC}_{1-6}\text{alkyl}$ ,  $\text{SO}_2\text{W}$ , or  
 $\text{SO}_2\text{C}_{1-6}\text{alkyl}$ ;  
10 X is a single bond, S,  $\text{NR}^3$ , or O;  
m is 0-4;  
 $\text{R}^2$  is H,  $\text{C}_{1-6}\text{alkyl}$ , halo, W, CHO,  $\text{CH}_2\text{OH}$ ,  $\text{CO}_2\text{R}^3$ ,  
 $\text{CONR}^3\text{R}^3$ ,  $\text{NO}_2$ , CN,  $\text{NR}^3\text{R}^3$ , or phenyl;  
each  $\text{R}^3$  independently is H or  $\text{C}_{1-6}\text{alkyl}$ ;  
15  $\text{R}^4$  is H,  $\text{C}_{1-8}\text{alkyl}$ , thienyl-Y-, furyl-Y-,  
pyrazolyl-Y-, imidazolyl-Y-, thiazolyl-Y-, pyridyl-Y-,  
tetrazolyl-Y-, pyrrolyl-Y-, triazolyl-Y-, oxazolyl-Y-,  
isoxazolyl-Y-, or phenyl-Y-, with each aryl or  
heteroaryl group being unsubstituted or substituted by  
20  $\text{C}_{1-6}\text{alkyl}$ ,  $\text{C}_{1-6}\text{alkoxy}$ , halo,  $\text{NR}^3\text{R}^3$ ,  $\text{CO}_2\text{R}^3$ , OH,  $\text{NO}_2$ ,  
 $\text{SO}_2\text{NHR}^3$ ,  $\text{SO}_3\text{H}$ ,  $\text{CONR}^3\text{R}^3$ , W,  $\text{SO}_2\text{W}$ ,  $\text{SC}_{1-6}\text{alkyl}$ ,  
 $\text{SO}_2\text{C}_{1-6}\text{alkyl}$ ,  $\text{NR}^3\text{COH}$ ,  $\text{NR}^3\text{COW}$ , or  $\text{NR}^3\text{COC}_{1-6}\text{alkyl}$ ;  
 $\text{R}^5$  is  $\text{CO}_2\text{R}^3$ ,  $\text{CONR}^3\text{R}^3$ , or tetrazol-5-yl;  
W is  $\text{C}_q\text{F}_{2q+1}$ , wherein q is 1-4;  
25 Y is a single bond or  $\text{C}_{1-6}\text{alkyl}$  which is straight  
or branched; and  
n is 0-5; or a pharmaceutically acceptable salt  
thereof.

Compounds of formula (V) are prepared following the  
30 methods described in European Publication Number EP  
0 437 103, published July 17, 1991.

Preferred compounds included within the scope of  
formula (V) are N-[(2-n-butyl-1-(2-chlorophenyl)methyl-  
35 1H-imidazol-5-yl)methylcarbonyl]-L-phenylalanine and N-  
[(2-n-butyl-1-(2-chlorophenyl)methyl-1H-imidazol-5-

yl)methylcarbonyl]-L-(2-thienyl)alanine; or a pharmaceutically acceptable salt thereof.

Substituted imidazoles of the formula (VI) are disclosed in Patent Cooperation Treaty Application Number WO 91/04561, filed June 26, 1991:



in which:

15  $R^1$  is adamantyl, or phenyl, biphenyl, or naphthyl, with each aryl group being unsubstituted or substituted by one to three substituents selected from Cl, Br, F, I,  $C_1$ - $C_6$ alkyl, nitro,  $CO_2R^7$ , tetrazol-5-yl,  $C_1$ - $C_6$ alkoxy, hydroxy,  $SC_1$ - $C_6$ alkyl,  $SO_2NR^7R^7$ ,  $NHSO_2R^7$ ,  $SO_3H$ ,  $CONR^7R^7$ ,  
20 CN,  $SO_2C_1$ - $C_6$ alkyl, or  $C_nF_{2n+1}$ ;

$R^2$  is  $C_2$ - $C_{10}$ alkyl unsubstituted or substituted by  $CO_2H$ , OH, or  $NR^7R^7$ ,  $C_3$ - $C_{10}$ alkenyl,  $C_3$ - $C_{10}$ alkynyl,  $C_3$ - $C_6$ cycloalkyl, or  $(CH_2)_{0-8}$ phenyl unsubstituted or substituted by one to three substituents selected from  
25  $C_1$ - $C_6$ alkyl, nitro, Cl, Br, F, I, hydroxy,  $C_1$ - $C_6$ alkoxy,  $NR^7R^7$ ,  $CO_2R^7$ , CN, or  $CONR^7R^7$ ;

X is a single bond, S, or O;

$R^3$  is hydrogen, Cl, Br, F, I, CHO, hydroxymethyl,  $COOR^7$ ,  $CONR^7R^7$ ,  $NO_2$ , or  $C_nF_{2n+1}$ ;

30 each n is 1-3;

m is 0-4;

$R^4$  is  $CO_2R^7$ ,  $CONR^7R^7$ , or tetrazol-5-yl;

Y is a single bond or a carbonyl group;

$R^5$  is hydrogen,  $C_1$ - $C_8$ alkyl,  $C_3$ - $C_6$ cycloalkyl,  
35  $(CH_2)_{0-4}$ phenyl, or  $(CH_2)_{0-3}CH$ -diphenyl wherein each phenyl group independently is unsubstituted or substituted by one

to three substituents selected from C<sub>1</sub>-C<sub>6</sub>alkyl, nitro, Cl, Br, F, I, hydroxy, C<sub>1</sub>-C<sub>6</sub>alkyl, NR<sup>7</sup>R<sup>7</sup>, CO<sub>2</sub>R<sup>7</sup>, or CONR<sup>7</sup>R<sup>7</sup>;

R<sup>6</sup> is hydrogen or C<sub>1</sub>-C<sub>6</sub>alkyl; and

each R<sup>7</sup> independently is hydrogen, C<sub>1</sub>-C<sub>4</sub>alkyl, or  
 5 (CH<sub>2</sub>)<sub>0-4</sub>phenyl; or a pharmaceutically acceptable salt thereof.

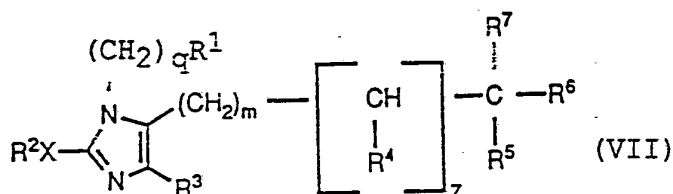
Preferred compounds included within the scope of formula (VI) are 3-[(2-chlorophenyl)methyl]-2-propylthio-N-  
 10 butrylhistidine and 3-[(2-chlorophenyl)methyl]-2-n-butyl-N-butyrylhistidine; or a pharmaceutically acceptable salt thereof.

Compounds of formula (VI) are prepared as illustrated by Example 1.

15

Substituted imidazoles of the formula (VII) are disclosed in Patent Cooperation Treaty Number WO 91/05391, filed July 30, 1991:

20



25

in which:

R<sup>1</sup> is adamantylmethyl, or phenyl, biphenyl, or naphthyl, with each aryl group being unsubstituted or  
 30 substituted by one to three substituents selected from Cl, Br, F, I, C<sub>1</sub>-C<sub>6</sub>alkyl, nitro, CO<sub>2</sub>R<sup>8</sup>, tetrazol-5-yl, C<sub>1</sub>-C<sub>6</sub>alkoxy, hydroxy, SC<sub>1-4</sub>alkyl, SO<sub>2</sub>NHR<sup>8</sup>, NHSO<sub>2</sub>R<sup>8</sup>, SO<sub>3</sub>H, CONR<sup>8</sup>R<sup>8</sup>, CN, SO<sub>2</sub>C<sub>1-4</sub>alkyl, or C<sub>n</sub>F<sub>2n+1</sub>, wherein n is 1-3;

R<sup>2</sup> is C<sub>2-10</sub>alkyl, C<sub>3-10</sub>alkenyl, C<sub>3-10</sub>alkynyl,  
 35 C<sub>3-6</sub>cycloalkyl, or (CH<sub>2</sub>)<sub>0-8</sub>phenyl unsubstituted or substituted by one to three substituents selected from



$C_{1-6}$ alkyl, nitro, Cl, Br, F, I, hydroxy,  $C_{1-6}$ alkoxy,  $NR^8R^8$ ,  $CO_2R^8$ , CN, or  $CONR^8R^8$ ;

X is a single bond, S, or O;

$R^3$  is hydrogen, Cl, Br, F, I, CHO, hydroxymethyl,  
5  $CO_2R^8$ ,  $NO_2$ , or  $C_nF_{2n+1}$ , wherein n is 1-3;

q is 0 to 4;

m is 0 to 2;

$R^4$  is H or  $C_{1-6}$ alkyl;

z is 0 to 1;

10  $R^5$  is  $C_{3-6}$ alkyl,  $C_{3-6}$ alkenyl, phenyl-Y-, 2- or 3-thienyl-Y-, 2- or 3-furyl-Y-, 2-, 3-, or 4-pyridyl-Y-, tetrazolyl-Y-, triazolyl-Y-, imidazolyl-Y-, pyrazolyl-Y-, thiazolyl-Y-, pyrrolyl-Y-, or oxazolyl-Y-, with each aryl ring being unsubstituted or substituted by  $C_{1-6}$ alkyl, Cl,  
15 Br, F, I,  $C_{1-6}$ alkoxy,  $NR^8R^8$ ,  $CO_2R^8$ , or  $CONR^8R^8$ ;

Y is a single bond or  $C_{1-6}$ alkyl which is branched or unbranched;

$R^6$  is  $CO_2R^8$ ,  $CONR^8R^8$ , or tetrazol-5-yl;

$R^7$  is H,  $CO_2R^8$ , or  $C_{1-6}$ alkyl; and

20 each  $R^8$  independently is hydrogen,  $C_{1-6}$ alkyl, or  $(CH_3)_{0-4}$  phenyl;

or a pharmaceutically acceptable salt thereof.

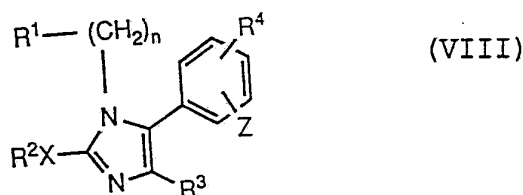
25 A preferred compound included within the scope of formula (VII) is 3-[2-n-butyl-1-{(2-chlorophenyl)-methyl}-1H-imidazol-5-yl]-2-benzylpropanoic acid or a pharmaceutically acceptable salt thereof.

Compounds of formula (VII) are prepared as illustrated by Example 2.

30

Substituted imidazoles of the formula (VIII) are disclosed in U.S. Application Serial No.07/621,188, filed November 30, 1990:

35



5

in which:

$R^1$  is adamantylmethyl, or phenyl, biphenyl, or naphthyl, with each aryl group being unsubstituted or substituted by one to three substituents selected from Cl, Br, F, I,  $C_1$ - $C_6$ alkyl, nitro,  $CO_2R^5$ ,  $C_1$ - $C_6$ alkoxy, hydroxy,  $SC_1$ - $C_6$ alkyl,  $SO_2C_1$ - $C_6$ alkyl, tetrazol-5-yl,  $SO_2NHR^5$ ,  $NHSO_2R^5$ ,

$SO_3H$ ,  $PO(OR^5)_2$ ,  $CONR^5R^5$ , CN,  $NR^5R^5$ ,  $NR^5COH$ ,  $NR^5COC_1$ - $C_6$ alkyl,  $NR^5CON(R^5)_2$ ,  $NR^5COW$ ,  $SO_2W$ , or W;

$R^2$  is  $C_2$ - $C_{10}$ alkyl,  $C_3$ - $C_{10}$ alkenyl,  $(CH_2)_{0-8}$ - $C_3$ - $C_6$ cycloalkyl, or  $(CH_2)_{0-8}$ phenyl unsubstituted or substituted by one to three substituents selected from  $C_1$ - $C_6$ alkyl, nitro, Cl, Br, F, I, hydroxy,  $C_1$ - $C_6$ alkoxy, tetrazol-5-yl,  $NR^5R^5$ ,  $CO_2R^5$ , CN,  $CONR^5R^5$ , W,  $NR^5COH$ ,  $NR^5COC_1$ - $C_6$ alkyl,  $NR^5COW$ ,  $SO_2W$ ,  $SO_2C_1$ - $C_6$ alkyl, or  $SC_1$ - $C_6$ alkyl;

X is a single bond, S,  $NR^5$ , or O;

n is 0-4;

$R^3$  is hydrogen, Cl, Br, F, I, CHO, hydroxymethyl,  $C_1$ - $C_6$ alkyl,  $NR^5R^5$ ,  $CO_2R^5$ ,  $CONR^5R^5$ ,  $NO_2$ , CN, phenyl, or W;

$R^4$  is  $CO_2R^5$ ,  $CONR^5R^5$ , or tetrazol-5-yl;

Z is hydrogen, Cl, Br, F, I,  $C_1$ - $C_6$ alkyl,  $C_1$ - $C_6$ alkoxy, hydroxy, CN,  $NO_2$ ,  $CO_2R^5$ ,  $COR^5R^5$ , W, phenyl-Y-, naphthyl-Y-, thienyl-Y-, furyl-Y-, pyrazolyl-Y-, imidazolyl-Y-, thiazolyl-Y-, tetrazolyl-Y-, pyrrolyl-Y-, triazolyl-Y-, oxazolyl-Y-, or isoxazolyl-Y-, with each aryl or heteroaryl group being unsubstituted or substituted by  $C_1$ - $C_6$ alkyl,  $C_1$ - $C_6$ alkoxy, Cl, Br, F, I,  $CO_2R^5$ , hydroxy,  $NO_2$ , CN,  $CONR^5R^5$ , or W;

Y is a single bond or C<sub>1</sub>-C<sub>6</sub>alkyl, which is straight or branched;

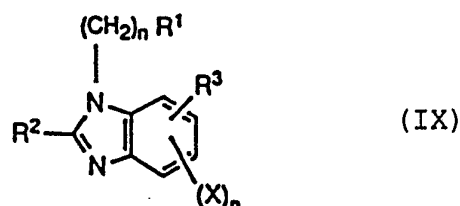
W is C<sub>m</sub>F<sub>2m+1</sub>, wherein m is 1-4,; and each R<sup>5</sup> independently is H or C<sub>1</sub>-C<sub>6</sub>alkyl;

5 or a pharmaceutically acceptable salt thereof.

A preferred compound included within the scope of formula (VIII) is 3-[2-n-butyl-1-{(2-chlorophenyl)-methyl}-1H-imidazol-5-yl]benzoic acid or a pharmaceutically acceptable salt thereof.

10 Compounds of Example (VIII) are prepared as illustrated by Example 3.

Substituted benzimidazoles of the formula (IX) are disclosed in Patent Cooperation Treaty Publication  
15 Number WO 91/16313, published October 31, 1991:



20

in which:

R<sup>1</sup> is -C(O)NH-CH(Y)-(CH<sub>2</sub>)<sub>n</sub>-aryl, -C(O)NH-CH(Y)-(CH<sub>2</sub>)<sub>n</sub>-heteroaryl, or phenyl unsubstituted or  
25 substituted by one to three substituents selected from Cl, Br, F, I, C<sub>1</sub>-<sub>6</sub>alkyl, C<sub>1</sub>-<sub>6</sub>alkoxy, OH, CN, NO<sub>2</sub>, CO<sub>2</sub>R<sup>4</sup>, tetrazol-5-yl, CONR<sup>4</sup>R<sup>4</sup>, SO<sub>3</sub>H, C<sub>m</sub>F<sub>2m+1</sub>, SC<sub>1</sub>-<sub>6</sub>alkyl, or SO<sub>2</sub>C<sub>1</sub>-<sub>6</sub>alkyl;

R<sup>2</sup> is hydrogen, C<sub>2</sub>-<sub>10</sub>alkyl, C<sub>3</sub>-<sub>10</sub>alkenyl, C<sub>3</sub>-<sub>6</sub>-cycloalkyl, C<sub>m</sub>F<sub>2m+1</sub>, or (CH<sub>2</sub>)<sub>0-8</sub>phenyl unsubstituted or  
30 substituted by one to three substituents selected from C<sub>1</sub>-<sub>6</sub>alkyl, C<sub>1</sub>-<sub>6</sub>alkoxy, Cl, Br, F, I, OH, NO<sub>2</sub>, C<sub>m</sub>F<sub>2m+1</sub>, CO<sub>2</sub>R<sup>4</sup>, or NR<sup>4</sup>R<sup>4</sup>;

R<sup>3</sup> is -(CH<sub>2</sub>)<sub>n</sub>-Y, -CH=C<sub>Y</sub>-(CH<sub>2</sub>)<sub>n</sub>-aryl, -CH=C<sub>Y</sub>-(CH<sub>2</sub>)<sub>n</sub>-heteroaryl, -(CH<sub>2</sub>)<sub>n</sub>-C(O)-NH-CH(Y)-(CH<sub>2</sub>)<sub>n</sub>-aryl, -(CH<sub>2</sub>)<sub>n</sub>-C(O)-NH-CH(Y)-(CH<sub>2</sub>)<sub>n</sub>-heteroaryl, -(CH<sub>2</sub>)<sub>m</sub>-NH-CH(Y)-(CH<sub>2</sub>)<sub>n</sub>-aryl or -(CH<sub>2</sub>)<sub>m</sub>-NH-CH(Y)-(CH<sub>2</sub>)<sub>n</sub>-heteroaryl, when R<sup>1</sup> is  
35

an optionally substituted phenyl group; or H when  $R^1$  is  $-C(O)NH-CH(Y)-(CH_2)_n$ -aryl or  $-C(O)NH-CH(Y)-(CH_2)_n$ -heteroaryl;

Y is  $CO_2R^4$  or tetrazol-5-yl;

- 5 X is Cl, Br, F, I,  $C_mF_{2m+1}$ ,  $C_{1-6}$ alkyl,  $C_{1-6}$ alkoxy, OH, O-phenyl,  $CO_2R^4$ , tetrazol-5-yl, CN, or  $(CH_2)_0$ -<sub>4</sub>phenyl unsubstituted or substituted by Cl, Br, F, I,  $C_{1-6}$ alkyl,  $C_{1-6}$ alkoxy, OH,  $C_mF_{2m+1}$ , CN,  $CO_2R^4$ ,  $NO_2$ , or  $NR^4R^4$ ;
- 10 aryl is phenyl, biphenyl, or naphthyl wherein each aryl group is unsubstituted or substituted by  $C_{1-6}$ alkyl,  $C_{1-6}$ alkoxy, Cl, Br, F, I, OH,  $NO_2$ ,  $CF_3$ ,  $CO_2R^4$ , or  $NR^4R^4$ ;
- heteroaryl is 2- or 3-thienyl, 2-, or 3-furanyl, 2-, 3-, or 4- pyridyl, pyrimidyl, imidazolyl, thiazolyl, 15 triazolyl, or tetrazolyl wherein each heteroaryl group is unsubstituted or substituted by  $C_{1-6}$ alkyl,  $C_{1-6}$ alkoxy, Cl, Br, F, I, OH,  $NO_2$ ,  $CF_3$ ,  $CO_2R^4$ , or  $NR^4R^4$ ;
- each m independently is 1-3;
- each n independently is 0-2; and
- 20 each  $R^4$  independently is H or  $C_{1-6}$ alkyl; or a pharmaceutically acceptable salt thereof.

Preferred compounds included within the scope of formula (IX) are:

- 25 5-bromo-2-n-butyl-1-(2-chlorophenyl)methyl-1H-benzimidazole-7-carboxylic acid,  
2-n-butyl-1-(2-chlorophenyl)methyl-1H-benzimidazole-7-carboxylic acid, and  
2-n-butyl-1-(4-carboxyphenyl)methyl-5-chloro-1H-  
30 benzimidazole-7-carboxylic acid;  
or a pharmaceutically acceptable salt thereof.

- Compounds of formula (IX) are prepared following the methods described in Patent Cooperation Treaty Publication Number WO 91/16313, published October 31,  
35 1991. Formula (IX) compounds are prepared as illustrated by Example 4.

The above descriptions on pages 3-18 of classes of AII receptor antagonists for use in the present invention were taken from the noted patent applications and publications. Reference should be made to such patent applications and publications for their full disclosure, the entire disclosure of each of which is incorporated herein by reference.

Also included within the scope of this invention are pharmaceutical compositions comprising a pharmaceutically acceptable carrier in association with a compound of formula (I) - (IX) and a second therapeutic agent, such as a diuretic, a calcium channel blocker, a  $\beta$ -adrenoceptor blocker, a renin inhibitor, or an angiotensin converting enzyme inhibitor.

This invention also relates to a method of treating hypertension by administering a compound of formula (I) - (IX) stepwise or in physical combination with a diuretic, a calcium channel blocker, a  $\beta$ -adrenoceptor blocker, a renin inhibitor, or an angiotensin converting enzyme inhibitor.

Most advantageously the compositions of this invention in dosage unit form are comprised of (E)-3-[2-n-butyl-1-((4-carboxyphenyl)methyl-1H-imidazol-5-yl)-2-(2-thienyl)methyl-2-propenoic acid, or a pharmaceutically acceptable salt thereof, and a diuretic, a calcium channel blocker, a  $\beta$ -adrenoceptor blocker, a renin inhibitor, or an angiotensin converting enzyme inhibitor. Either can alternatively be used in the form of a non toxic salt.

Pharmaceutically acceptable acid addition salts of compounds of Formula (I) - (IX) are formed with appropriate organic or inorganic acids by methods known in the art. For example, the base is reacted with a suitable inorganic or organic acid in an aqueous miscible solvent such as ethanol with isolation of the salt by removing the solvent or in an aqueous immiscible solvent when the acid is soluble therein, such as ethyl ether or chloroform, with the desired salt separating directly or isolated by removing the solvent. Representative examples of suitable

acids are maleic, fumaric, benzoic, ascorbic, pamoic, succinic, bismethylenesalicylic, methanesulfonic, ethanedisulfonic, acetic, propionic, tartaric, salicylic, citric, gluconic, aspartic, stearic, palmitic, itaconic, glycolic, p-aminobenzoic, glutamic, benzenesulfonic, hydrochloric, hydrobromic, sulfuric, cyclohexylsulfamic, phosphoric and nitric acids.

Pharmaceutically acceptable base addition salts of compounds of Formula (I) - (IX) wherein a carboxy group is present are prepared by known methods from organic and inorganic bases, including nontoxic alkali metal and alkaline earth bases, for example, calcium, lithium, sodium, and potassium hydroxide; ammonium hydroxide, and nontoxic organic bases, such as triethylamine, butylamine, piperazine, meglumine, choline, diethanolamine, and tromethamine.

Angiotensin II antagonist activity of the compounds of Formula (I)-(IX) is assessed by in vitro and in vivo methods. In vitro antagonist activity is determined by the ability of the compounds to compete with  $^{125}\text{I}$ -angiotensin II for binding to vascular angiotensin II receptors and by their ability to antagonize the contractile response to angiotensin II in the isolated rabbit aorta. In vivo activity is evaluated by the efficacy of the compounds to inhibit the pressor response to exogenous angiotensin II in conscious rats and to lower blood pressure in a rat model of renin dependent hypertension.

#### Binding

The radioligand binding assay is a modification of a method previously described in detail (Gunther et al., Circ. Res. 47:278, 1980). A particular fraction from rat mesenteric arteries is incubated in Tris buffer with 80 pM of  $^{125}\text{I}$ -angiotensin II with or without angiotensin II antagonists for 1 hour at 25°C. The incubation is terminated by rapid filtration and receptor bound  $^{125}\text{I}$ -angiotensin II trapped on the filter is quantitated with a

gamma counter. The potency of angiotensin II antagonists is expressed as the  $IC_{50}$  which is the concentration of antagonist needed to displace 50% of the total specifically bound angiotensin II. The  $IC_{50}$  of (E)-3-[2-n-butyl-1-((4-carboxyphenyl)methyl)-1H-imidazol-5-yl]-2-(2-thienyl)methyl-2-propenoic acid is about 1.0 nM.

#### Aorta

The ability of the compounds to antagonize angiotensin II induced vasoconstriction is examined in the rabbit aorta. Ring segments are cut from the rabbit thoracic aorta and suspended in organ baths containing physiological salt solution. The ring segments are mounted over metal supports and attached to force displacement transducers which are connected to a recorder. Cumulative concentration response curves to angiotensin II are performed in the absence of antagonist or following a 30-minute incubation with antagonist. Antagonist disassociation constants ( $K_B$ ) are calculated by the dose ratio method using the mean effective concentrations. The  $K_B$  of (E)-3-[2-n-butyl-1-((4-carboxyphenyl)methyl)-1H-imidazol-5-yl]-2-(2-thienyl)methyl-2-propenoic acid is about 0.20 nM.

#### 25 Inhibition of pressor response to angiotensin II in conscious rats

Rats are prepared with indwelling femoral arterial and venous catheters and a stomach tube (Gellai et al., Kidney Int. 15:419, 1979). Two to three days following surgery the rats are placed in a restrainer and blood pressure is continuously monitored from the arterial catheter with a pressure transducer and recorded on a polygraph. The change in mean arterial pressure in response to intravenous injections of 250 mg/kg angiotensin II is compared at various time points prior to and following the administration of the compounds intravenously or orally at doses of 0.1 to 300 mg/kg. The dose of compound needed to

produce 50% inhibition of the control response to angiotensin II ( $IC_{50}$ ) is used to estimate the potency of the compounds. The  $IC_{50}$  of (E)-3-[2-n-butyl-1-((4-carboxyphenyl)methyl)-1H-imidazol-5-yl]-2-(2-thienyl)methyl-2-propenoic acid is about 0.1 mg/kg i.v. and about 5.5 mg/kg orally.

#### Antihypertensive activity

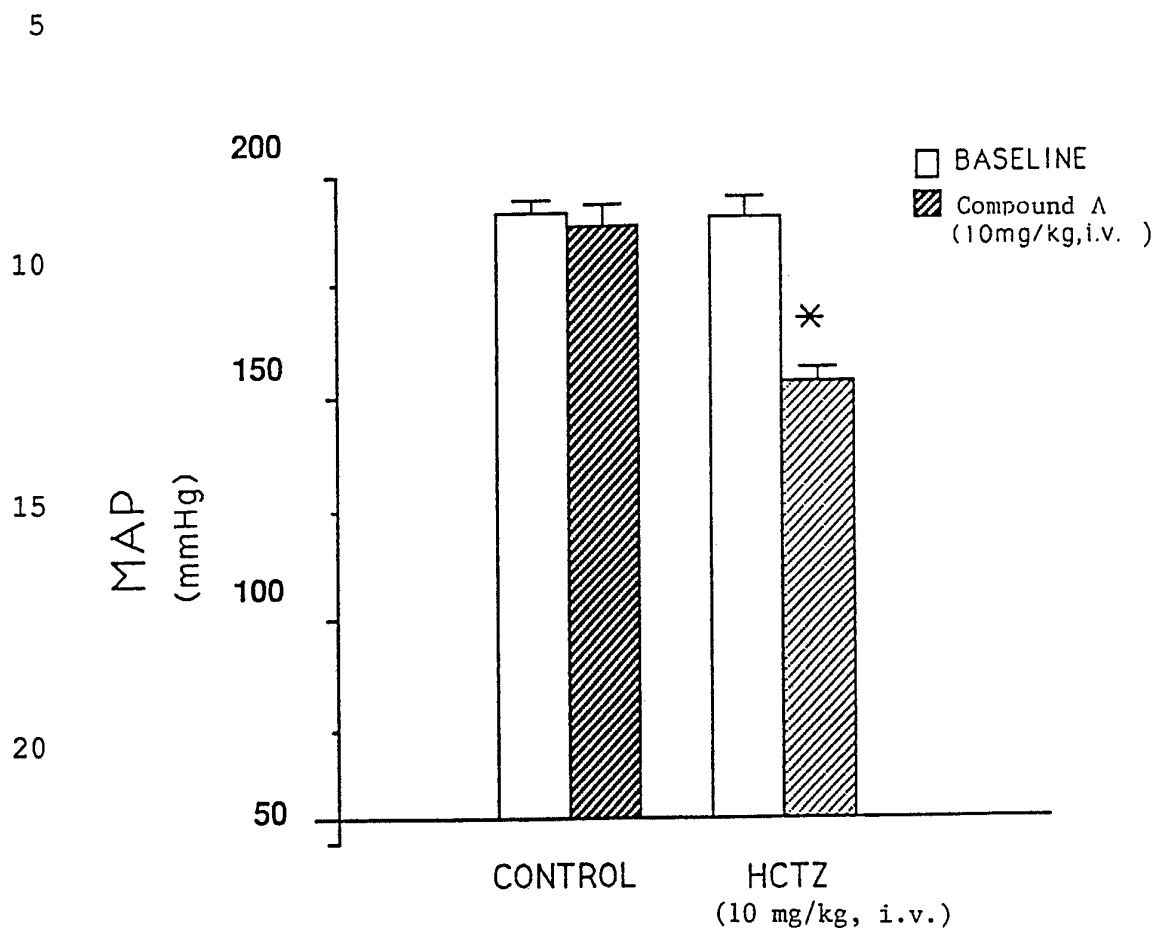
The antihypertensive activity of the compounds is measured by their ability to reduce mean arterial pressure in conscious rats made renin-dependent hypertensive by ligation of the left renal artery (Cangiano et al., J. Pharmacol. Exp. Ther. 208:310, 1979). Renal artery ligated rats are prepared with indwelling catheters as described above. Seven to eight days following renal artery ligation, the time at which plasma renin levels are highest, the conscious rats are placed in restrainers and mean arterial pressure is continuously recorded prior to and following the administration of the compounds intravenously or orally. The dose of compound needed to reduce mean arterial pressure by 30 mm Hg ( $IC_{30}$ ) is used as an estimate of potency. The  $IC_{30}$  of (E)-3-[2-n-butyl-1-((4-carboxyphenyl)methyl)-1H-imidazol-5-yl]-2-(2-thienyl)methyl-2-propenoic acid is about 10.0 mg/kg orally.

The antihypertensive activity of the claimed pharmaceutical composition is determined using the spontaneously hypertensive rat model. The details of this in vivo test are found in Roesler, J.M., et al., J. Pharmacol. Exp. Ther., 236:1-7 (1986). The hypotensive effects of (E)-3-[2-n-butyl-1-((4-carboxyphenyl)methyl)-1H-imidazol-5-yl]-2-(2-thienyl)methyl)-2-propenoic acid (Compound A) before and after hydrochlorothiazide (HCTZ) administration in this test system is presented in Table 1 below. These results indicate that diuretics enhance the hypotensive efficacy of AII receptor antagonists. Thus, a combined therapy of these two classes of drugs



will be likely to increase the response rate to therapy among hypertensive patients.

Table 1



25

Advantageously the angiotensin II blocking  
30 compounds of formula (I) - (IX) in a preparation  
comprising a pharmaceutical carrier, a second  
therapeutic agent selected from a diuretic, a calcium  
channel blocker, a  $\beta$ -adrenoceptor blocker, a renin  
inhibitor, or an angiotensin converting enzyme inhibitor  
35 will be present in an amount to treat hypertension in a  
subject in need thereof. The preparation contains the  
angiotensin II blocking compound in a dosage unit in an

amount from about .01-200 mg, preferably 1-100 mg.

The pharmaceutical carrier may be, for example, either a solid or a liquid. The administration may be parenterally, rectally, topically, transdermally or orally, the latter being the preferred route of administration. The pharmaceutical forms are, for example, syrups, suspensions or emulsions, tablets, capsules and lozenges.

A liquid formulation will generally consist of a suspension or solution of the compound or pharmaceutically acceptable salt in a suitable liquid carrier(s) for example, ethanol, glycerine, non-aqueous solvent, for example, polyethylene glycol, oils, or water with a suspending agent, preservative, flavouring or colouring agent.

The present invention also provides for a controlled release formulation to be administered to a mammal comprising a mixture of a micronised AII receptor antagonist and a second agent, such as a diuretic a calcium channel blocker, a  $\beta$ -adrenoceptor blocker, a renin inhibitor, or an angiotensin converting enzyme inhibitor, or pharmaceutically acceptable salts thereof, a water-channelling agent and a wetting agent. The mixture is in the form of a non-compressed pellet, having an enteric coat or a sustained release coat permeable to gastrointestinal juices. These slow release pharmaceutical compositions are prepared, for example, as described in U.S. Patent Number 4,524,060, issued June 18, 1985. Other controlled release formulations are described in U.S. Patent Number 4,880,830, issued November 14, 1989 and U.S. Patent Number 5,068,112, issued November 26, 1991.

The AII receptor antagonist compounds of this invention can also be administered in combination with other antihypertensives and/or diuretics and/or angiotensin converting enzyme inhibitors and/or calcium channel blockers. For example, the compounds of this

invention can be given in combination with such compounds as amiloride, atenolol, bendroflumethiazide, chlorothalidone, chlorothiazide, clonidine, cryptenamine acetates and cryptenamine tannates, deserpidine, 5 diazoxide, guanethidene sulfate, hydralazine hydrochloride, metolazone, metoprolol tartate, methyclothiazide, methyldopa, methyldopate hydrochloride, minoxidil, pargyline hydrochloride, polythiazide, prazosin, rauwolfia serpentina, 10 rescinnamine, reserpine, sodium nitroprusside, spironolactone, timolol maleate, trichloromethiazide, trimethopphan camsylate, benzithiazide, quinethazone, ticynafan, triamterene, acetazolamide, aminophylline, cyclothiazide, ethacrynic acid, merethoxylline procaine, 15 sodium ethacrynate, delapril hydrochloride, enalaprilat, fosinopril sodium, lisinopril, pentopril, quinapril hydrochloride, ramapril, teprotide, zofenopril calcium, diflusinal, diltiazem, felodipine, nicardipine, niludipine, minodipine, nisoldipine, nitrenedipine, 20 verapimil and the like, as well as admixtures and combinations thereof. The AII receptor antagonist compounds of this invention can also be administered in combination with a monoamine oxidase inhibitor, such as parnate.

25 To illustrate these combinations, one of the angiotensin II antagonists of this invention effective clinically in the 2.5-250 milligrams per day range can be effectively combined at levels at the 0.5-250 milligrams per day range with the following compounds at 30 the indicated per day dose range chlorothiazide (125-2000 mg), ethacrynic acid (15-200 mg), amiloride (5-20 mg), timolol maleate (5-60 mg), methyldopa (65-2000 mg), felodipine (5-60 mg) and nitrendipine (5-60 mg). In addition, triple drug combinations of 35 hydrochlorothiazide (15-200 mg) plus amiloride (5-20 mg) plus angiotensin II antagonist of this invention (3-200 mg) or hydrochlorothiazide (15-200 mg) plus timolol

maleate (5-60 mg) plus an angiotensin II antagonist of this invention (0.5-250 mg) of hydrochlorothiazide (15-200 mg) and nifedipine (5-60 mg) plus an angiotensin II antagonist of this invention (0.5-250 mg) are effective combinations to control blood pressure in hypertensive patients. Naturally, these dose ranges can be adjusted on a unit basis as necessary to permit divided daily dosage and, as noted above, the dose will vary depending on the nature and severity of the disease, weight of patient, special diets and other factors.

A composition in the form of a tablet can be prepared using any suitable pharmaceutical carrier(s) routinely used for preparing solid formulations. Examples of such carriers include magnesium stearate, starch, lactose, sucrose and cellulose.

A composition in the form of a capsule can be prepared using routine encapsulation procedures. For example, pellets containing the active ingredient can be prepared using standard carriers and then filled into a hard gelatin capsule; alternatively, a dispersion or suspension can be prepared using any suitable pharmaceutical carrier(s), for example aqueous gums, celluloses, silicates or oils and the dispersion or suspension then filled into a soft gelatin capsule.

A composition for parenteral administration which can be formulated as a solution or a suspension will generally consist of a solution or suspension of the active ingredient in a sterile aqueous carrier or parenterally acceptable oil, for example polyethylene glycol, polyvinyl pyrrolidone, lecithin, arachis oil or sesame oil. Alternatively, the solution can be lyophilised and then reconstituted with a suitable solvent just prior to administration.

A typical suppository composition comprises a compound of the instant invention or a pharmaceutically acceptable salt thereof which is active when administered in this way, with a

binding and/or lubricating agent such as polymeric glycols, gelatins or coca butter or other low melting vegetable or synthetic waxes or fats.

5 A typical transdermal formulation comprises a conventional aqueous or non-aqueous vehicle, for example, a cream, ointment lotion or paste or in the form of a medicated plaster, patch or membrane.

10 For topical administration, the pharmaceutical compositions adapted include solutions, suspensions, ointments, and solid inserts. Typical pharmaceutically acceptable carriers are, for example, water, mixtures of water and water-miscible solvents such as lower alkanols or vegetable oils, and water soluble ophthalmologically acceptable non-toxic polymers, for example, cellulose  
15 derivatives such as methyl cellulose. The pharmaceutical preparation may also contain non-toxic auxiliary substances such as emulsifying, preserving, wetting, and bodying agents, as for example, polyethylene glycols; antibacterial components such as  
20 quaternary ammonium compounds; buffering ingredients such as alkali metal chloride; antioxidants such as sodium metabisulfite; and other conventional ingredients such as sorbitan monolaurate.

The pharmaceutical preparations are made following  
25 conventional techniques of a pharmaceutical chemist involving mixing, granulating, and compressing, when necessary, for tablet forms, or mixing, filling and dissolving the ingredients, as appropriate, to give the desired oral, parenteral, rectal, transdermal, or  
30 topical products.

The compositions of this invention as described above are advantageously carried out in conjunction with a diuretic, particularly a thiazide diuretic, such as hydrochlorothiazide, or a loop diuretic, such as  
35 furosemide. The amount of the diuretic present in a dosage unit is from about 1 mg to about 500 mg.

Also, the compositions of this invention as described above are advantageously carried out in conjunction with a calcium channel blocker, particularly dihydropyridine calcium antagonists, such as nifedipine.

5 The amount of the calcium channel blocker in a dosage unit is from about 5 mg to about 60 mg, preferably about 10 mg to about 30 mg.

Additionally, the compositions of this invention as described above are carried out in conjunction with a  $\beta$ -  
10 adrenoceptor blocker, such as propranolol. The amount of the  $\beta$ -adrenoceptor blocker in a dosage unit is from about 20 to about 120 mg.

Also, the compositions of this invention as described above are advantageously carried out in  
15 conjunction with a renin inhibitor, such as enalkinen. The amount of the renin inhibitor in a dosage unit is from about 10 mg to about 50 mg.

Also, the compositions of this invention as described above are advantageously carried out in  
20 conjunction with an angiotensin converting enzyme inhibitor, such as captopril or enalapril. The amount of the angiotensin converting enzyme inhibitor in a dosage unit is from about 25 to about 50 mg or from about 5 mg to about 40 mg, respectively.

25 The method in accordance with this invention comprises administering stepwise or in physical combination an angiotensin II receptor antagonist of formula (I) - (IX) with a second agent, such as a diuretic, a calcium channel blocker, a  $\beta$ -adrenoceptor  
30 blocker, a renin inhibitor, or an angiotensin converting enzyme inhibitor, in an amount sufficient to treat hypertension. The active medicament preferably will be in an amount of from about 5 mg to about 250 mg. Advantageously, equal doses, or dosage units, will be  
35 administered from one to four times daily. The total daily dosage will be from about 5 mg to about 1000 mg. When the administration described above is carried out

hypotensive action is achieved in hypertensive subjects in need thereof.

The following examples are not limiting but are illustrative of the preparation of certain compounds of the invention and pharmaceutical compositions containing these compounds.

The procedure of Example 1 is illustrative of the synthesis of compounds encompassed by generic formula (IV).

10

Example 1

3-[(2-Chlorophenyl)methyl]-2-propylthio-N-butrylhistidine

(i) 5-carboxymethyl-1-(2-chlorophenyl)methyl-2-thio-1H-imidazole

15

A solution of 2-chlorobenzylamine (14.2 g, 0.1 mol) and triethylamine (13.9 mL, 0.1 mol) in dimethylformamide (100 mL) was treated with methyl chloroacetate (10.9 g, 0.1 mol). The mixture was heated at 50°C for 3.5 hours. The cooled reaction mixture was diluted with diethyl ether, the solids filtered and the concentrated filtrate was flash chromatographed over silica gel with 6:4 hexane in ethyl acetate to provide 15.3 g (71%) of homogenous methyl 2-[N-(2-chloro-phenyl)methyl]aminoacetate. This product (15.2 g, 0.071 mol) in xylene (100 mL) was treated with 98% formic acid (2.74 mL, 0.0711 mol) and the mixture was refluxed for 2.5 hours with a Dean-Stark water separator. Evaporation gave 17.1 g (99%) of methyl 2-[N-(2-chlorophenyl)methyl-N-formyl] aminoacetate. This formylated product (17.0 g, 0.071 mol) was dissolved in methyl formate (13.3 mL, 0.216 mol) and added dropwise to a sodium methoxide mixture prepared by adding sodium metal (1.79 g, 0.0778 g-atom) to tetrahydrofuran (325 mL) followed by slow addition of methanol (3.15 mL, 0.0778 mol). The combined mixture was stirred at room temperature for 18 hours, then evaporated to dryness. This crude product was dissolved in 50% aqueous methanol (200 mL), treated

20

25

30

35

with charcoal, filtered and the solution was cooled in ice. Concentrated hydrochloric acid (14.3 mL of 12 N, 0.171 mol) was added slowly to this solution followed by a solution of potassium thiocyanate (8.6 g, 0.0885 mol) in water (20mL). The mixture was heated in an oil bath held at 90°C for 2.5 hours, then cooled to -10°C. The precipitated solid was filtered, washed with cold ethanol-water and dried at 60°C to provide 14.7 g (74%) of 5-carboxymethyl-1-(2-chlorophenyl)methyl-2-thio-1H-imidazole; m.p. 72-74°C.

(ii) 1-(2-chlorophenyl)methyl-5-chloromethyl-2-propylthio-1H-imidazole

A mixture of 5-carboxymethyl-1-(2-chlorophenyl)-methyl-2-thio-1H-imidazole (2 g, 7.08 mmol), ethyl acetate (20 mL), 5% sodium carbonate solution (40 mL) and propylbromide (4 mL, 44 mmol) was heated at 60°C for 18 hours. The organic layer was separated, dried over magnesium sulfate and concentrated to 2.23 g of crude product. Trituration with diethyl ether provided 1.63 g (71%) of 5-carboxymethyl-1-(2-chlorophenyl)methyl-2-propylthio-1H-imidazole; m.p. 68-71°C (from hexane).

The ester was hydrolyzed with aqueous sodium hydroxide solution to give 1-(2-chlorophenyl)methyl-2-thiopropyl-1H-imidazole-5-carboxylic acid; m.p. 158-159.5°C (from ethanol).

A solution of 5-carboxymethyl-1-(2-chlorophenyl)methyl-2-propylthio-1H-imidazole (3.74 g, 11.5 mmol) in dry tetrahydrofuran (50 mL) was cooled to -78°C under argon, and a solution of diisobutyl aluminum hydride in toluene (30 mL of 1 M) was added dropwise. The mixture was stirred at -78°C for 1.5 hours, then allowed to slowly warm to room temperature. The reaction was quenched by pouring onto iced dilute acetic acid, the product was extracted into methylene chloride and the organic extracts were washed with water, 5% sodium carbonate solution and brine. The dried, concentrated product was a light tan solid (3.32 g).



Crystallization from ethanol/water gave 1-(2-chlorophenyl)methyl-5-hydroxymethyl-2-propylthio-1H-imidazole; m.p. 98-101°C.

A mixture of 1-(2-chlorophenyl)methyl-5-hydroxymethyl-2-propylthio-1H-imidazole (0.117 g, 0.393 mmol) in thionyl chloride (1 mL) was refluxed for 2 hours, evaporated in vacuo to an amorphous solid and triturated with ether to provide 1-(2-chlorophenyl)-methyl-5-chloromethyl-2-propylthio-1H-imidazole hydrochloride (0.13 g, 94%).

(iii) 3-[(2-chlorophenyl)methyl]-2-propylthio-histidine ethyl ester

A solution of diisopropylamine (8.4 mL) in tetrahydrofuran (100 mL) was cooled to -78°C under argon and a solution of n-butyl lithium (30 mL of 2.5 M in hexane) was added. The mixture was stirred at -78°C for 30 minutes and at 0°C for 10 minutes. After being recooled to -78°C, a solution of N-(diphenylmethylene)-glycine ethyl ester (Tetra. Lett., (1978), 2541, 4625) (15.4 g) in tetrahydrofuran (50 mL) was added, the mixture was stirred for 1 hour at -78°C and a solution of 1-(2-chlorophenyl)methyl-5-chloromethyl-2-propylthio-1H-imidazole hydrochloride (9.4 g) in dry dimethylformamide (20 mL) was added. The mixture was then stirred at ambient temperature for 18 hours, poured into saturated ammonium chloride solution and the aqueous layer was extracted with methylene chloride. The organic extracts were washed with water, dried with magnesium sulfate concentrated and chromatographed over silica gel with 1% methanol in methylene chloride to afford 6.88 g of 3-[(2-chlorophenyl)methyl]-2-propylthio-N-(diphenylmethylene)histidine ethyl ester. This product (2.59 g) was dissolved in methylene chloride (52 mL), aqueous 1N hydrochloric acid solution (52 mL) was added and the mixture was stirred at 25°C for 18 hours. The aqueous layer was separated, neutralized to pH 10.5 with sodium carbonate and the

product was extracted into methylene chloride. The organic extract was dried with magnesium sulfate and concentrated to give 1.29 g (71%) of 3-[(2-chlorophenyl)methyl]-2-propylthio-histidine ethyl ester  
5 as an oil.

(iv) 3-[(2-chlorophenyl)methyl]-2-propylthio-N-buterylhistidine ethyl ester

A solution of 3-(2-chlorophenyl)methyl-2-propylthiohistidine ethyl ester (0.4 g, 1.05 mmol) in  
10 methylene chloride (20 mL) was treated with triethylamine (0.17 mL) and butyryl chloride (0.12 mL). The mixture was stirred at 25°C for 18 hours. The reaction was partitioned between ethyl acetate and water, and the organic layer was washed with water,  
15 dried, concentrated and chromatographed over silica gel with 1 to 3% of methanol in methylene chloride to give 0.367 g (77%) of 3-[(2-chlorophenyl)methyl]-2-propylthio-N-buterylhistidine ethyl ester as an oil.

(v) 3-(2-chlorobenzenemethyl)-2-propylthio-N-buterylhistidine  
20

A mixture of 3-[(2-chlorophenyl)methyl]-2-propylthio-N-buterylhistidine ethyl ester (0.37 g, 0.819 mmole), ethanol (4 mL), water (4 mL) and potassium hydroxide pellets (0.098 g, 1.75 mmole) was stirred at  
25 25°C for 1 hour. The reaction was then diluted with water and the pH was adjusted to 4 with 1N aqueous hydrochloric acid solution. The product was extracted into methylene chloride, washed with water, dried and concentrated to an orange solid. Two crystallizations  
30 from chloroform provided 0.22 g of 3-[(2-chlorophenyl)methyl]-2-propylthio-N-buterylhistidine; m.p. 178°-181°C.

The procedure of Example 2 is illustrative of the  
35 synthesis of compounds encompassed by generic formula (VII).

Example 2

3-[2-n-Butyl-1-((2-chlorophenyl)methyl)-1H-imidazol-5-yl]-2-benzylpropanoic Acid

(i) 2-n-butyl-1-(2-chlorophenyl)methyl-1H-imidazole

5 Imidazole was converted to the 1-diethoxyorthoamide derivative by the method of Curtis and Brown, J. Org. Chem., (1980), 45, 20. Imidazole (12.8 g, 0.19 mol) and 118.4 g (0.8 mol) of triethylorthoformate were reacted in the presence of 1 g of p-toluenesulfonic acid  
10 to give 20.6 (61%), bp 65-70°C (0.1 mm) of 1-diethoxyorthoamide imidazole. This product (24.0 g, 0.14 mol) was dissolved in dry tetrahydrofuran (250 mL), cooled to -40°C and n-butyl lithium (0.14 mol, 56.4 mL of 2.5 M in hexane) was added at -40°C to -35°C. After  
15 15 minutes n-butyl iodide (31.1 g, 0.169 mol) was added at -40°C, and the reaction was stirred overnight at ambient temperature. The reaction was partitioned between ether and 0.3 N hydrochloric acid, and the organic layer was repeatedly extracted with dilute  
20 hydrochloric acid. The combined aqueous extracts were neutralized with sodium bicarbonate solution, extracted with methylene chloride, dried over magnesium sulfate and concentrated. A flash distillation on a Kugelrohr apparatus provided 14.8 g (85%) of 2-n-butylimidazole.

25 2-n-Butylimidazole (9.7 g, 0.078 mol) was dissolved in methanol (50 mL) and added dropwise to a solution of sodium methoxide (from sodium hydride (2.31 g, 0.0934 mol) in methanol (250 mL)). After one hour the solution was evaporated to dryness, and the sodium salt was taken  
30 up in dry dimethylformamide (150 mL) and 2-chlorobenzyl bromide (16.3 g, 0.079 mol) was added. The mixture was heated at 5 °C for 17 hours under argon, poured onto ice water and the product was extracted into ethyl acetate. The extract was washed, dried, and concentrated to give  
35 18.5 g of crude product which was chromatographed over silica gel with 2:1 ethyl acetate/hexane to provide 11.9 g (61%) of 2-n-butyl-1-(2-chlorophenyl)methyl-1H-

- 34 -

imidazole as an oil. Thin layer chromatography on silica gel with 4:1 ethyl acetate/hexane gave an  $R_f$  value of 0.59.

(ii) 2-n-butyl-1-(2-chlorophenyl)methyl-5-hydroxymethyl-1H-imidazole

Method 1

A mixture of 2-n-butyl-1-(2-chlorophenyl)methyl-1H-imidazole (95.5 g, 0.384 mol), 37% formaldehyde (500 mL), sodium acetate (80 g) and acetic acid (60 mL) was heated to reflux for 40 hours under argon. The reaction was concentrated in vacuo, and the residue was stirred with 500 mL of 20% sodium hydroxide solution for 4 hours, diluted with water and extracted with methylene chloride. The extract was washed, dried, and concentrated. The crude product (117 g) was flash chromatographed over 600 g of silica gel with a gradient of ethyl acetate to 10% of methanol in ethyl acetate to give 8.3 g of starting material, 24.5 g of a mixture of starting material and product, and 44 g (41%) of 2-n-butyl-1-(2-chlorophenyl)methyl-5-hydroxymethyl-1H-imidazole; mp 86-88°C (from ethyl acetate). Further elution provided the bis (4,5-hydroxymethyl) derivative; mp 138-140°C (from ethyl acetate).

Method 2

A mixture of valeramide methyl ether hydrochloride (250 g, 1.66 mol) and dihydroxyacetone (150 g, 0.83 mol) dissolved in liquid ammonia was allowed to stand overnight at room temperature in a pressure vessel, and then heated at 65°C for 4 hours at 375 psi. The ammonia was allowed to evaporate, and the residue was dissolved in methanol (3L). The resulting slurry was refluxed with added acetonitrile (1L). The solution was decanted from the solid ammonium chloride while hot. This procedure was repeated, and the combined acetonitrile extracts were treated with charcoal, filtered hot and the filtrate was concentrated

in vacuum to give the dark oil, 2-n-butyl-5-hydroxymethylimidazole (253 g, 1.63 mol, 98%).

This crude alcohol (253 g) was treated with acetic anhydride (400 mL) at -15°C and then was allowed to warm  
5 to ambient temperature with stirring, and then stirred an additional 19 hours. The acetic anhydride was evaporated at reduced pressure, the residue taken up in methylene chloride, and the organic phase was washed with 5% sodium bicarbonate solution and water. The  
10 extract was dried over sodium sulfate and concentrated to give 323 g (83%) of 1-acetyl-4-acetoxymethyl-2-n-butylimidazole.

This diacetate was N-alkylated by the following procedure. To a solution of triflic anhydride (120 mL,  
15 0.71 mol) in methylene chloride (200 mL) at -78°C under argon was added a solution of diisopropyl ethylamine (128 mL, 0.73 mol) and 2-chlorobenzyl alcohol (104 g, 0.72 mol) in methylene chloride (350 mL) over a period of 20 minutes. After being stirred an additional 20  
20 minutes at -78°C, this solution was then treated with 1-acetyl-4-acetoxymethyl-2-n-butylimidazole (146 g, 0.61 mol) dissolved in methylene chloride (300 mL) over a 20-minute interval. The mixture was then stirred at ambient temperature for 18 hours and the solvents were  
25 evaporated, The residual 2-n-butyl-5-acetoxymethyl-1-(2-chlorophenyl)methyl-1H-imidazole was used without purification for the hydrolysis of the acetate group.

A solution of crude 2-n-butyl-5-acetoxymethyl-1-(2-chlorophenyl)methyl-1H-imidazole (250 g) in methanol  
30 (200 mL) was treated with 10% sodium hydroxide solution (700 mL) and the mixture was heated on a steam bath for 4 hours. After cooling, methylene chloride was added, the organic phase was separated, washed with water, dried and concentrated. The residue was dissolved in  
35 ether, cooled, and seeded to give the crude product. Recrystallization from ethyl acetate gave 176 g of 2-n-butyl-1-(2-chlorophenyl)methyl-5-hydroxymethyl-1H-

imidazole; mp 86-88°C. This material was identical in all respects to the product prepared by Method 1.

(iii) 2-n-butyl-2-(2-chlorophenyl)methyl-5-chloromethyl-1H-imidazole

5 A mixture of 2-n-butyl-1-(2-chlorophenyl)methyl-5-hydroxymethyl-1H-imidazole, prepared in Example 1(ii), (10 g, 0.0337 mol) in thionyl chloride (75 ml) was refluxed for one hour, evaporated in vacuo and the residue azeotroped three times with toluene. The solid  
10 was triturated with ethyl ether and collected to provide 10.4 g (88%) of the hydrochloride salt of 2-n-butyl-1-(2-chlorophenyl)methyl-5-chloromethyl-1H-imidazole.

(iv) diethyl [2-n-butyl-1-(2-chlorophenyl)methyl]-1H-imidazol-5-yl]-2-benzylmalonate

15 To dry dimethylformamide (50 mL) under argon was added sodium hydride (0.53 g, 0.022 mol) followed by diethyl benzyl malonate (5.51 g, 0.022 mol) in dimethylformamide (10 mL) at 0°C. The mixture was stirred at ambient temperature for one hour. A solution  
20 of 2-n-butyl-1-(2-chlorophenyl)methyl-5-chloromethyl-1H-imidazole hydrochloride (3.5 g, 0.0105 mol) in dimethylformamide (40 mL) was added over 5 minutes. The reaction mixture was stirred at 25°C for 18 hours, then partitioned between water and methylene chloride. The  
25 organic layer was washed with water, dried, and concentrated. The crude product was flash chromatographed over silica gel to give 4.54 g (85%) of the title compound as an oil.

(v) 3-[2-n-butyl-1-(2-chlorophenyl)methyl]-1H-imidazol-5-yl]-2-benzylpropanoic acid

30 A mixture of diethyl [2-n-butyl-1-(2-chlorophenyl)methyl]-1H-imidazol-5-yl]methyl-2-benzylmalonate (0.72 g, 1.36 mmol), potassium hydroxide (0.83 g, 14.7 mmol), water (15 mL) and ethanol (25 mL) was  
35 refluxed for 4 hours. The ethanol was evaporated, the residual aqueous layer was extracted with diethyl ether, and the basic solution was adjusted to pH 3.75 with

concentrated hydrochloric acid. The precipitated product was extracted into methylene chloride, dried, and concentrated. This crude product was flash chromatographed on silica gel with 10% methanol in methylene chloride to give 0.51 g (86%) of 3-[2-n-butyl-1-((2-chlorophenyl)methyl)-1H-imidazol-5-yl]-2-benzylpropanoic acid; mp 118-120°C (from acetone/diethyl ether as the hydrochloride salt).

10 The procedure of Example 3 is illustrative of the synthesis of compound encompassed by generic formula (VII).

Example 3

15 3-[2-n-Butyl-1-((2-chlorophenyl)methyl)-1H-imidazol-5-yl]benzoic Acid

(i) 2-n-butyl-1-(trimethylsilyl)ethoxymethyl-imidazole

Hexane-washed 80% sodium hydride (1.45 g, 0.0483 mol) in dimethylformamide (80 mL) under argon was treated with a solution of 2-n-butylimidazole (5.45 g, 0.0439 mol) in dimethylformamide (14 mL) dropwise at 25°C and the reaction was stirred an additional hour. Then 2-(trimethylsilyl)ethoxymethyl chloride (SEM-Cl) (7.68 g, 0.0461 mol) was added, the mixture was stirred for 18 hours at ambient temperature and then partitioned between ice water and ethyl acetate. The washed, dried, concentrated organic solution was chromatographed over silica gel with 1:1 hexane in ethyl acetate to yield 10.8 g (96%) of 2-n-butyl-1-(trimethylsilyl)-ethoxymethyl-imidazole.

(ii) 2-n-butyl-5-tributyltin-1-(trimethylsilyl)ethoxymethylimidazole

A solution of 2-n-butyl-1-SEM imidazole (prepared above) (6.37 g, 0.025 mol) in ethyl ether (125 mL) was treated dropwise with n-butyl lithium (0.0255 mol, 10.2 mL of 2.5 M in hexane) under argon at room temperature. After being stirred for an additional 45 minutes,

tributyltin chloride (8.83 g, 7.4 mL, 0.026 mol) was added dropwise. The suspension was stirred overnight, saturated ammonium chloride solution was added and the ether layer was separated, washed with brine, dried over sodium sulfate, concentrated and flash chromatographed over silica gel with 3:1 hexane/ethyl acetate to provide 11.3 g (83%) of 2-n-butyl-5-tributyltin-1-(trimethylsilyl)ethoxymethylimidazole.

(iii) methyl 3-trifluoromethanesulfonyloxybenzoate

To a solution of methyl 3-hydroxybenzoate (1.73 g, 11.3 mmol), 4-dimethylaminopyridine (215 mg, 1.74 mmol), and 2,6-lutidine (2.0 mL, 16.6 mmol) in 60 mL of methylene chloride at -30°C was added trifluoromethanesulfonic anhydride (2.8 mL, 16.6 mmol). After stirring the reaction mixture for 10 min at -30°C, the cooling bath was removed and the reaction was stirred at ambient temperature for 4 hours. Saturated aqueous ammonium chloride solution was then added, the layers were separated and the aqueous layer was back extracted twice with methylene chloride. The combined organic extracts were dried with sodium sulfate and the methylene chloride was removed in vacuo. The residue was dissolved in ethyl acetate and washed with water, 10% aqueous hydrochloric acid solution, saturated sodium bicarbonate solution and brine. The organic extract was dried with magnesium sulfate and the solvent was removed in vacuo. The crude product was flash chromatographed over silica gel eluting with 1:1 diethyl ether/hexane to give 3.13 g (98%) of methyl 3-trifluoromethanesulfonyloxybenzoate.

(iv) methyl 3-[2-n-butyl-1-((trimethylsilyl)ethoxymethyl)-1H-imidazol-5-yl]benzoate

To a solution of 2-n-butyl-5-tributyltin-1-(trimethylsilyl)ethoxymethylimidazole (6.06 g, 11.1 mmol), methyl 3-trifluoromethanesulfonyloxybenzoate (3.13 g, 11.0 mmol) in 53 mL of 1,4-dioxane at room temperature was added tetrakis(triphenyl-



phosphine)palladium (0) (256 mg, 0.22 mmol). The reaction mixture was stirred under argon at room temperature for 10 minutes and then 2,6-di-t-butyl-4-methylphenol (10 mg) was added. The reaction was heated at 100°C for 3.5 hours, cooled to room temperature and treated with 70 mL of diethyl ether and 65 mL of aqueous potassium fluoride solution. The reaction mixture was left stirring at room temperature for 17 hours and then filtered through Celite®. The organic layer was washed with water and brine, dried over magnesium sulfate and concentrated in vacuo. The crude product was flash chromatographed over silica gel eluting with 3:1 ethyl acetate/hexane to give 2.88 g (67%) of methyl 3-[2-n-butyl-1-((trimethylsilyl)ethoxymethyl)-1H-imidazol-5-yl]benzoate.

(v) methyl 3-[2-n-butyl-1-t-butoxycarbonyl-1H-imidazol-5-yl]benzoate

To a solution of methyl 3-[2-n-butyl-1-((trimethylsilyl)ethoxymethyl)-1H-imidazol-5-yl]benzoate (2.88 g, 7.41 mmol) in 35 mL of ethanol was added 35 mL of 5N aqueous hydrochloric acid solution. The reaction mixture was heated at 55°C for 25 hours and then an additional 20 mL of 5N aqueous hydrochloric acid solution was added. The reaction mixture was heated at 70°C for one hour and then stirred at room temperature for 66 hours. The ethanol was removed in vacuo and the resulting aqueous layer was neutralized with saturated aqueous sodium bicarbonate solution and extracted with ethyl acetate. The organic extract was dried with sodium sulfate and the solvent was removed in vacuo.

The residue (1.46 g, 5.65 mmol) was dissolved in methanol (40 mL) and was treated with triethylamine (5.2 mL, 37.3 mmol) and di-t-butyl dicarbonate (8.4 mL, 35.4 mmol) at room temperature for 42.5 hours. The mixture was concentrated in vacuo and the crude product was flash chromatographed over silica gel with a gradient of ethyl acetate in hexane (1:8 to 4:1) to give 800 mg

(30%) of methyl 3-[2-n-butyl-1-t-butoxycarbonyl-1H-imidazol-5-yl]benzoate.

(vi) methyl (3-[2-n-butyl-1-((2-chlorophenyl)-methyl)-1H-imidazol-5-yl]benzoate

5 To a stirred solution of trifluoromethanesulfonic anhydride (0.72 mL, 5.1 mmol) in methylene chloride (20 mL) held at -78°C under argon was added a solution of 2-chlorobenzyl alcohol (748 mg, 5.25 mmol) and diisopropylethylamine (810 mg, 6.26 mmol) in methylene  
10 chloride (25 mL). After stirring for 15 minutes at -78°C, a solution of methyl (3-[2-n-butyl-1-t-butoxycarbonyl-1H-imidazol-5-yl]benzoate (1.53 g, 4.26 mmol) in methylene chloride (10 mL) was added dropwise over 10 minutes and the mixture was stirred overnight at  
15 room temperature. A solution of 5% sodium bicarbonate solution was added with stirring and the layers were separated, washed and dried. The reaction mixture was evaporated to dryness, the residue triturated with 1:1 hexane/ethyl acetate, the solid filtered off and the  
20 filtrate was concentrated and flash chromatographed over silica gel with 1:1 hexane/ethyl acetate to provide 600 mg (38%) of methyl (3-[2-n-butyl-1-((2-chlorophenyl)-methyl)-1H-imidazol-5-yl]benzoate.

(vii) 3-[2-n-butyl-1-((2-chlorophenyl)methyl)-1H-imidazol-5-yl]benzoic acid

Methyl 3-[2-n-butyl-1-((2-chlorophenyl)methyl)-1H-imidazol-5-yl]benzoic (600 mg, 1.63 mmol) was dissolved in 6 mL of ethanol and then 2 mL of 10% aqueous sodium hydroxide solution was added. The reaction mixture was  
30 stirred at room temperature overnight, 10% aqueous hydrochloric acid solution was added to pH 3.5 and the resulting solid was filtered, washed with water and dried to give 125 mg (21%) of 3-[2-n-butyl-1-((2-chlorophenyl)methyl)-1H-imidazol-5-yl]benzoic acid as  
35 the hydrochloride salt; mp 200-202°C.

The procedures of Example 4 is illustrative of the synthesis of compounds encompassed by generic formula (IX).

Example 4

5        5-Bromo-2-n-butyl-1-(2-chlorophenyl)methyl-1H-  
          benzimidazole-7-carboxylic Acid

(i) 2,5-dibromo-3-nitrobenzoic acid

The procedure described in R.K. Bentley and F.G. Holliman, J. Chem. Soc. (c), 2447 (1970) was used. A  
10 mixture of 2,5-dibromobenzoic acid (50 g, 0.18 mol) in concentrated sulfuric acid was vigorously stirred as fuming nitric acid (62.5 mL) was added dropwise at a rate to keep the temperature below 70°C. The reaction mixture was vigorously stirred, heated to 100°C and then  
15 kept at 100°C for 5 hours. The cooled reaction was cautiously poured into 2 liters of ice and vigorously stirred, the precipitate was filtered through a sintered glass funnel and the solid was washed well with water. Crystallization was achieved by dissolving the solid in  
20 acetic acid (150 mL) and after concentration to a half of the volume, crystals separated (16.72 g); mp 225-229°C. An additional crop of 7.52 g was obtained to give a total yield of 24.24 g (41%).

25 (ii) 5-bromo-2-[(2-chlorophenyl)methyl]amino-3-nitrobenzoic acid

A suspension of 2,5-dibromo-3-nitrobenzoic acid (10.76 g, 0.0331 mol) in toluene (100 mL) was placed under argon, treated with 2-chlorobenzylamine (14.06 g, 0.0993 mol) and the mixture was brought to reflux. A  
30 clear, red solution resulted and the solution was refluxed for 24 hours, cooled, poured into 5% sodium hydroxide solution (600 mL) and ether (100 mL). The insoluble material was filtered off, the layers separated and the aqueous phase was added to the  
35 insoluble material and acidified with 10% hydrochloric acid solution. The separated crystalline product was collected, washed with water and the solid was

crystallized from a large volume of methanol to provide 7.85 g (61.5%) of the yellow crystalline 5-bromo-2-[(2-chlorophenyl)methyl]amino-3-nitrobenzoic acid; mp 159-161°C.

- 5 (iii) 5-bromo-2-[(2-chlorophenyl)methyl-N-valeryl]amino-3-nitrobenzoic acid

A solution of 5-bromo-2-[(2-chlorophenyl)methyl]-amino-3-nitrobenzoic acid (8 g, 0.021 mmol) in pyridine (100 mL) was cooled in ice under argon and valeryl  
10 chloride (5.5 g, 0.046 mol) was added. The mixture was heated at 45°C for 18 hours, poured into water, acidified with hydrochloric acid and the oily product was extracted into ethyl acetate. The organic extracts  
15 were washed with 10% hydrochloric acid solution and brine, and the dried, concentrated product afforded about 100% yield of the crude oil, 5-bromo-2-[(2-chlorophenyl)methyl-N-valeryl]-amino-3-nitrobenzoic acid, which was used without further purification.

- 20 (iv) 5-bromo-2-n-butyl-1-(2-chlorophenyl)methyl-1H-benzimidazole-7-carboxylic acid

A solution of 5-bromo-2-[(2-chlorophenyl)methyl-N-valeryl]amino-3-nitrobenzoic acid (9.72 g, 0.0207 mol) in tetrahydrofuran (75 mL) was diluted with 5% sodium bicarbonate solution (75 mL), and then treated  
25 portionwise with sodium hydrosulfite (12 g) over 2 hours. The pH was adjusted to 7.1 with additional solid sodium bicarbonate. After an hour of stirring, 6 g of additional sodium hydrosulfite was added, and, after another hour of stirring, the mixture was filtered,  
30 diluted with ether, and the layers were separated. The organic phase was concentrated to a solid that was dissolved in acetic acid (15 mL) and concentrated hydrochloric acid (5 mL) and heated on a steam bath for 2 hours. The residual slurry was concentrated in vacuo,  
35 diluted with water and the solid was collected. The solid was dissolved in hot methanol, some insolubles filtered off, and the filtrate was concentrated to

incipient crystallization. After chilling, there was obtained 4.26 g (37%) of 5-bromo-2-n-butyl-1-(2-chlorophenyl)methyl-1H-benzimidazole-7-carboxylic acid; mp 254-255°C.

5

Example 5

An oral dosage form for administering orally active formula (I) - (IX) compounds is produced by screening, mixing and filling into hard gelatin capsules the ingredients in proportions, for example, as shown below.

10

<u>Ingredients</u>	<u>Amounts</u>
(E)-3-[2-n-butyl-1-((4-carboxyphenyl)-methyl)-1H-imidazol-5-yl]-2-(2-thienyl)-methyl-2-propenoic acid	100 mg
hydrochlorothiazide	50 mg
magnesium stearate	10 mg
lactose	100 mg

Example 6

The sucrose calcium sulfate dihydrate and orally active formula (I) - (IX) compounds are mixed and granulated with a 10% gelatin solution. The wet granules are screened, dried, mixed with the starch, talc and stearic acid, screened and compressed into a tablet.

15

<u>Ingredients</u>	<u>Amounts</u>
(E)-3-[2-n-butyl-1-((4-carboxyphenyl)methyl)-1H-imidazol-5-yl]-2-(2-thienyl)methyl-2-propenoic acid	75 mg
hydrochlorothiazide	40 mg
calcium sulfate dihydrate	100 mg
sucrose	15 mg
starch	8 mg
talc	4 mg
stearic acid	2 mg

20

Example 7

(E)-3-[2-n-butyl-1-((4-carboxyphenyl)methyl)-1H-imidazol-5-yl]-2-(2-thienyl)methyl-2-propenoic acid, 50 mg, and hydrochlorothiazide, 25 mg, is dispersed in 25 ml of normal saline to prepare an injectable preparation.

Example 8

A topical ophthalmological solution for administering formula (I) - (IX) compounds is produced by mixing under sterile conditions the ingredients in proportions, for example, as shown below.

<u>Ingredients</u>	<u>Amounts (mg/ml)</u>
(E)-3-[2-n-butyl-1-((4-carboxyphenyl)methyl)-1H-imidazol-5-yl]-2-(2-thienyl)-methyl-2-propenoic acid	1.0
hydrochlorothiazide	1.0
dibasic sodium phosphate	10.4
monobasic sodium phosphate	2.4
chlorobutanol	5.0
hydroxypropanol methylcellulose	5.0
sterile water	q.s. ad 1.0 mL
1.0 N sodium hydroxide	q.s. ad pH 7.4

Example 9

An oral dosage form for administering orally active formula (I) - (IX) compounds is produced by screening, mixing and filling into hard gelatin capsules the ingredients in proportions, for example, as shown below.

<u>Ingredients</u>	<u>Amounts</u>
(E)-3-[2-n-butyl-1-[(4-carboxy-phenyl)methyl]-1H-imidazol-5-yl]-2-(2-thienyl)methyl-2-propenoic acid	100 mg
nifedipine	10 mg
magnesium stearate	10 mg
lactose	100 mg

Example 10

The sucrose calcium sulfate dihydrate and orally active formula (I) - (IX) compounds are mixed and granulated with a 10% gelatin solution. The wet granules are screened, dried, mixed with the starch, talc and stearic acid, screened and compressed into a tablet.

<u>Ingredients</u>	<u>Amounts</u>
(E)-3-[2-n-butyl-1-[(4-carboxy-phenyl)methyl]-1H-imidazol-5-yl]-2-(2-thienyl)-methyl-2-propenoic acid	75 mg
nifedipine	7.5 mg
calcium sulfate dihydrate	100 mg
sucrose	15 mg
starch	8 mg
talc	4 mg
stearic acid	2 mg

10

Example 11

(E)-3-[2-n-butyl-1-[(4-carboxyphenyl)methyl]-1H-imidazol-5-yl]-2-(2-thienyl)methyl-2-propenoic acid, 50 mg, and nifedipine, 5 mg, is dispersed in 25 ml of normal saline to prepare an injectable preparation.

15

Example 12

An oral dosage form for administering orally active formula (I) - (IX) compounds is produced by screening,

mixing and filling into hard gelatin capsules the ingredients in proportions, for example, as shown below.

<u>Ingredients</u>	<u>Amounts</u>
(E)-3-[2-n-butyl-1-{(4-carboxy-phenyl)methyl}-1H-imidazol-5-yl]-2-(2-thienyl)-methyl-2-propenoic acid	100 mg
propranolol	100 mg
magnesium stearate	10 mg
lactose	100 mg

5

Example 13

The sucrose calcium sulfate dihydrate and orally active formula (I) - (IX) compounds are mixed and granulated with a 10% gelatin solution. The wet granules are screened, dried, mixed with the starch, talc and stearic acid, screened and compressed into a tablet.

<u>Ingredients</u>	<u>Amounts</u>
(E)-3-[2-n-butyl-1-{(4-carboxy-phenyl)methyl}-1H-imidazol-5-yl]-2-(2-thienyl)-methyl-2-propenoic acid	75 mg
propranolol	75 mg
calcium sulfate dihydrate	100 mg
sucrose	15 mg
starch	8 mg
talc	4 mg
stearic acid	2 mg

Example 14

15 (E)-3-[2-n-butyl-1-{(4-carboxyphenyl)methyl}-1H-imidazol-5-yl]-2-(2-thienyl)methyl-2-propenoic acid, 50 mg, and propranolol, 50 mg, is dispersed in 25 ml of normal saline to prepare an injectable preparation.



Example 15

A topical ophthalmological solution for administering formula (I) - (IX) compounds is produced by mixing under sterile conditions the ingredients in proportions, for example, as shown below.

<u>Ingredients</u>	<u>Amounts (mg/ml)</u>
(E)-3-[2-n-butyl-1-{(4-carboxy-phenyl)methyl}-1H-imidazol-5-yl]-2-(2-thienyl)-methyl-2-propenoic acid	1.0
propranolol	1.0
dibasic sodium phosphate	10.4
monobasic sodium phosphate	2.4
chlorobutanol	5.0
hydroxypropanol methylcellulose	5.0
sterile water	q.s. ad 1.0 mL
1.0 N sodium hydroxide	q.s. ad pH 7.4

Example 16

An oral dosage form for administering orally active formula (I) - (IX) compounds is produced by screening, mixing and filling into hard gelatin capsules the ingredients in proportions, for example, as shown below.

<u>Ingredients</u>	<u>Amounts</u>
(E)-3-[2-n-butyl-1-{(4-carboxy-phenyl)methyl}-1H-imidazol-5-yl]-2-(2-thienyl)-methyl-2-propenoic acid	100 mg
enalkinen	50 mg
magnesium stearate	10 mg
lactose	100 mg

15

Example 17

The sucrose calcium sulfate dihydrate and orally active formula (I) - (IX) compounds are mixed and

granulated with a 10% gelatin solution. The wet granules are screened, dried, mixed with the starch, talc and stearic acid, screened and compressed into a tablet.

5

<u>Ingredients</u>	<u>Amounts</u>
(E)-3-[2-n-butyl-1-((4-carboxyphenyl)methyl)-1H-imidazol-5-yl]-2-(2-thienyl)-methyl-2-propenoic acid	75 mg
enalkinen	40 mg
calcium sulfate dihydrate	100 mg
sucrose	15 mg
starch	8 mg
talc	4 mg
stearic acid	2 mg

#### Example 18

(E)-3-[2-n-butyl-1-((4-carboxyphenyl)methyl)-1H-imidazol-5-yl]-2-(2-thienyl)methyl-2-propenoic acid, 50 mg, and enalkinen, 10 mg, is dispersed in 25 ml of normal saline to prepare an injectable preparation.

10

#### Example 19

An oral dosage form for administering orally active formula (I) - (IX) compounds is produced by screening, mixing and filling into hard gelatin capsules the ingredients in proportions, for example, as shown below.

15

<u>Ingredients</u>	<u>Amounts</u>
(E)-3-[2-n-butyl-1-((4-carboxyphenyl)methyl)-1H-imidazol-5-yl]-2-(2-thienyl)-methyl-2-propenoic acid	100 mg
captopril	50 mg
magnesium stearate	10 mg
lactose	100 mg

Example 20

The sucrose calcium sulfate dihydrate and orally active formula (I) - (IX) compounds are mixed and granulated with a 10% gelatin solution. The wet granules are screened, dried, mixed with the starch, talc and stearic acid, screened and compressed into a tablet.

<u>Ingredients</u>	<u>Amounts</u>
(E)-3-[2-n-butyl-1-{(4-carboxyphenyl)-methyl}-1H-imidazol-5-yl]-2-(2-thienyl)-methyl-2-propenoic acid	75 mg
captopril	40 mg
calcium sulfate dihydrate	100 mg
sucrose	15 mg
starch	8 mg
talc	4 mg
stearic acid	2 mg

10

Example 21

(E)-3-[2-n-butyl-1-{(4-carboxyphenyl)methyl}-1H-imidazol-5-yl]-2-(2-thienyl)methyl-2-propenoic acid, 50 mg, and enalapril, 5 mg, is dispersed in 25 ml of normal saline to prepare an injectable preparation.

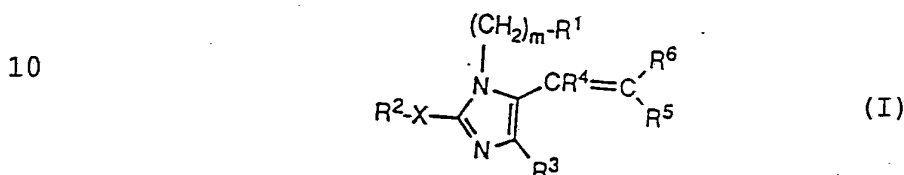
15

It is to be understood that the invention is not limited to the embodiments illustrated hereabove and the right to the illustrated embodiments and all modifications coming within the scope of the following claims is reserved.

20

What is claimed is:

1. A pharmaceutical composition comprising a diuretic, a pharmaceutically acceptable carrier and an angiotensin II receptor antagonist selected from compounds of the formulae (I) - (IX):



15

in which:

- $R^1$  is adamantyl, phenyl, biphenyl, or naphthyl, with each aryl group being unsubstituted or substituted by one to three substituents selected from Cl, Br, F, I,  $C_1$ - $C_6$ alkyl, nitro,  $A-CO_2R^7$ , tetrazol-5-yl,  $C_1$ - $C_6$ alkoxy, hydroxy,  $SC_1$ - $C_6$ alkyl,  $SO_2NHR^7$ ,  $NHSO_2R^7$ ,  $SO_3H$ ,  $CONR^7R^7$ , CN,  $SO_2C_1$ - $C_6$ alkyl,  $NHSO_2R^7$ ,  $PO(OR^7)_2$ ,  $NR^7R^7$ ,  $NR^7COH$ ,  $NR^7COC_1$ - $C_6$ alkyl,  $NR^7CON(R^7)_2$ ,  $NR^7COW$ , W,  $SO_2W$ ;

m is 0-4;

- 25  $R^2$  is  $C_2$ - $C_{10}$ alkyl,  $C_3$ - $C_{10}$ alkenyl,  $C_3$ - $C_{10}$ alkynyl,  $C_3$ - $C_6$ cycloalkyl, or  $(CH_2)_{0-8}$ phenyl unsubstituted or substituted by one to three substituents selected from  $C_1$ - $C_6$ alkyl, nitro, Cl, Br, F, I, hydroxy,  $C_1$ - $C_6$ alkoxy,  $NR^7R^7$ ,  $CO_2R^7$ , CN,  $CONR^7R^7$ , W, tetrazol-5-yl,  $NR^7COC_1$ - $C_6$ alkyl,  $NR^7COW$ ,  $SC_1$ - $C_6$ alkyl,  $SO_2W$ , or  $SO_2C_1$ - $C_6$ alkyl;

X is a single bond, S,  $NR^7$ , or O;

$R^3$  is hydrogen, Cl, Br, F, I, CHO, hydroxymethyl,  $COOR^7$ ,  $CONR^7R^7$ ,  $NO_2$ , W, CN,  $NR^7R^7$ , or phenyl;

- 35  $R^4$  and  $R^5$  are independently hydrogen,  $C_1$ - $C_6$ alkyl, thienyl-Y-, furyl-Y-, pyrazolyl-Y-, imidazolyl-Y-, pyrrolyl-Y-, triazolyl-Y-, oxazolyl-Y-, isoxazolyl-Y-,

- 51 -

thiazolyl-Y-, pyridyl-Y-, or tetrazolyl-Y-, except that R<sup>4</sup> and R<sup>5</sup> are not both selected from hydrogen and C<sub>1</sub>-C<sub>6</sub>alkyl and each heterocyclic ring is unsubstituted or substituted by C<sub>1</sub>-C<sub>6</sub>alkyl, C<sub>1</sub>-C<sub>6</sub>alkoxy, Cl, Br, F, I, NR<sup>7</sup>R<sup>7</sup>, CO<sub>2</sub>R<sup>7</sup>, SO<sub>2</sub>NHR<sup>7</sup>, SO<sub>3</sub>H, or CONR<sup>7</sup>R<sup>7</sup>, OH, NO<sub>2</sub>, W, SO<sub>2</sub>W, SC<sub>1</sub>-C<sub>6</sub>alkyl, SO<sub>2</sub>C<sub>1</sub>-C<sub>6</sub>alkyl, NR<sup>7</sup>COH, NR<sup>7</sup>COW, or NR<sup>7</sup>COC<sub>1</sub>-C<sub>6</sub>alkyl;

Y is a single bond, O, S, or C<sub>1</sub>-C<sub>6</sub>alkyl which is straight or branched or optionally substituted by phenyl or benzyl, wherein each of the aryl groups is unsubstituted or substituted by halo, NO<sub>2</sub>, CF<sub>3</sub>, C<sub>1</sub>-C<sub>6</sub>alkyl, C<sub>1</sub>-C<sub>6</sub>alkoxy, CN, or CO<sub>2</sub>R<sup>7</sup>;

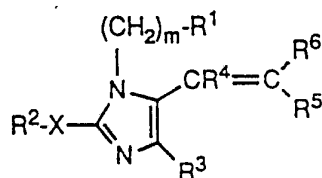
R<sup>6</sup> is -Z-COOR<sup>8</sup> or -Z-CONR<sup>7</sup>R<sup>7</sup>;

Z is a single bond, vinyl, -CH<sub>2</sub>-O-CH<sub>2</sub>-, methylene optionally substituted by C<sub>1</sub>-C<sub>6</sub>alkyl, one or two benzyl groups, thienylmethyl, or furylmethyl, or -C(O)NHCHR<sup>9</sup>-, wherein R<sup>9</sup> is H, C<sub>1</sub>-C<sub>6</sub>alkyl, phenyl, benzyl, thienylmethyl, or furylmethyl;

W is C<sub>n</sub>F<sub>2n+1</sub>, C<sub>n</sub>F<sub>2n+1</sub>' wherein n is 1-3;

A is -(CH<sub>2</sub>)<sub>m</sub>-, -CH=CH-, -O(CH<sub>2</sub>)<sub>n</sub>-, or -S(CH<sub>2</sub>)<sub>n</sub>-; each R<sup>7</sup> independently is hydrogen, C<sub>1</sub>-C<sub>6</sub>alkyl, or (CH<sub>2</sub>)<sub>m</sub><sup>8</sup>phenyl, wherein m is 0-4; and

R<sup>8</sup> is hydrogen, C<sub>1</sub>-C<sub>6</sub>alkyl, or 2-di(C<sub>1</sub>-C<sub>6</sub>alkyl)-amino-2-oxoethyl; or a pharmaceutically acceptable salt thereof; or



(II)

in which:

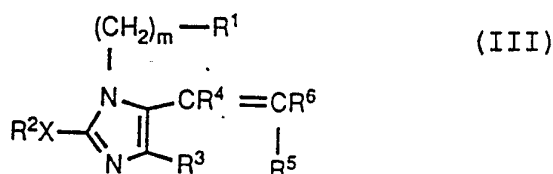
R<sup>1</sup> is adamantyl, phenyl, biphenyl, or naphthyl, with each aryl group being unsubstituted or substituted by one

- to three substituents selected from Cl, Br, F, I, C<sub>1</sub>-C<sub>6</sub>alkyl, nitro, A-CO<sub>2</sub>R<sup>7</sup>, tetrazol-5-yl, C<sub>1</sub>-C<sub>6</sub>alkoxy, hydroxy, SC<sub>1</sub>-C<sub>6</sub>alkyl, SO<sub>2</sub>NHR<sup>7</sup>, NHSO<sub>2</sub>R<sup>7</sup>, SO<sub>3</sub>H, CONR<sup>7</sup>R<sup>7</sup>, CN, SO<sub>2</sub>C<sub>1</sub>-C<sub>6</sub>alkyl, NHSO<sub>2</sub>R<sup>7</sup>, PO(OR<sup>7</sup>)<sub>2</sub>, NR<sup>7</sup>R<sup>7</sup>, NR<sup>7</sup>COH,
- 5 NR<sup>7</sup>COC<sub>1</sub>-C<sub>6</sub>alkyl, NR<sup>7</sup>CON(R<sup>7</sup>)<sub>2</sub>, NR<sup>7</sup>COW, W, SO<sub>2</sub>W;  
 m is 0-4;  
 R<sup>2</sup> is C<sub>2</sub>-C<sub>10</sub>alkyl, C<sub>3</sub>-C<sub>10</sub>alkenyl, C<sub>3</sub>-C<sub>10</sub>alkynyl, C<sub>3</sub>-C<sub>6</sub>cycloalkyl, or (CH<sub>2</sub>)<sub>0-8</sub>phenyl unsubstituted or substituted by one to three substituents selected from
- 10 C<sub>1</sub>-C<sub>6</sub>alkyl, nitro, Cl, Br, F, I, hydroxy, C<sub>1</sub>-C<sub>6</sub>alkoxy, NR<sup>7</sup>R<sup>7</sup>, CO<sub>2</sub>R<sup>7</sup>, CN, CONR<sup>7</sup>R<sup>7</sup>, W, tetrazol-5-yl, NR<sup>7</sup>COC<sub>1</sub>-C<sub>6</sub>alkyl, NR<sup>7</sup>COW, SC<sub>1</sub>-C<sub>6</sub>alkyl, SO<sub>2</sub>W, or SO<sub>2</sub>C<sub>1</sub>-C<sub>6</sub>alkyl;  
 X is a single bond, S, NR<sup>7</sup>, or O;
- 15 R<sup>3</sup> is hydrogen, Cl, Br, F, I, CHO, hydroxymethyl, COOR<sup>7</sup>, CONR<sup>7</sup>R<sup>7</sup>, NO<sub>2</sub>, W, CN, NR<sup>7</sup>R<sup>7</sup>, or phenyl;  
 R<sup>4</sup> and R<sup>5</sup> are independently hydrogen, C<sub>1</sub>-C<sub>6</sub>alkyl, phenyl-Y-, naphthyl-Y-, or biphenyl-Y-, wherein the aryl groups are unsubstituted or substituted by one to three
- 20 substituents selected from Cl, Br, F, I, C<sub>1</sub>-C<sub>6</sub>alkoxy, hydroxy, CO<sub>2</sub>R<sup>7</sup>, CN, NO<sub>2</sub>, tetrazol-5-yl, SO<sub>3</sub>H, CF<sub>3</sub>, CONR<sup>7</sup>R<sup>7</sup>, SO<sub>2</sub>NHR<sup>7</sup>, C<sub>1</sub>-C<sub>6</sub>alkyl, or NR<sup>7</sup>R<sup>7</sup>, or by methylenedioxy, phenoxy or phenyl, except that R<sup>4</sup> and R<sup>5</sup> are not both selected from hydrogen;
- 25 Y is a single bond, O, S, or C<sub>1</sub>-C<sub>6</sub>alkyl which is straight or branched or optionally substituted by phenyl or benzyl, wherein each of the aryl groups is unsubstituted or substituted by halo, NO<sub>2</sub>, CF<sub>3</sub>, C<sub>1</sub>-C<sub>4</sub>alkyl, C<sub>1</sub>-C<sub>4</sub>alkoxy, CN, or CO<sub>2</sub>R<sup>7</sup>;
- 30 R<sup>6</sup> is -Z-COOR<sup>8</sup> or -Z-CONR<sup>7</sup>R<sup>7</sup>;  
 Z is a single bond, vinyl, -CH<sub>2</sub>-O-CH<sub>2</sub>-, methylene optionally substituted by C<sub>1</sub>-C<sub>4</sub>alkyl, one or two benzyl groups, thienylmethyl, or furylmethyl, or -C(O)NHCHR<sup>9</sup>-, wherein R<sup>9</sup> is H, C<sub>1</sub>-C<sub>4</sub>alkyl, phenyl, benzyl, thienyl-
- 35 methyl, or furylmethyl;  
 each R<sup>7</sup> independently is hydrogen, C<sub>1</sub>-C<sub>4</sub>alkyl, or (CH<sub>2</sub>)<sub>m</sub>phenyl, wherein m is 0-4; and

$R^8$  is hydrogen,  $C_1$ - $C_6$ alkyl, or 2-di( $C_1$ - $C_4$ alkyl)-amino-2-oxoethyl; or

$R^5$  and  $R^6$  are both hydrogen,  $R^4$  is  $-Z-COOR^8$  and  $Z$  is other than a single bond; or a pharmaceutically acceptable salt thereof; or

10



15

in which:

$R^1$  is adamantylmethyl, or phenyl, biphenyl, or naphthyl, with each aryl group being unsubstituted or substituted by one to three substituents selected from

20 Cl, Br, F, I,  $C_1$ - $C_6$ alkyl, nitro,  $CO_2R^7$ ,  $C_1$ - $C_6$ alkoxy, hydroxy,  $SC_1$ - $C_6$ alkyl,  $SO_2C_1$ - $C_6$ alkyl, tetrazol-5-yl,  $SO_2NHR^7$ ,  $NHSO_2R^7$ ,  $SO_3H$ ,  $PO(OR^7)_2$ ,  $CONR^7R^7$ , CN,  $NR^7R^7$ ,  $NR^7COH$ ,  $NR^7COC_1$ - $C_6$ alkyl,  $NR^7CON(R^7)_2$ ,  $NR^7COW$ ,  $SO_2W$ , or  $W$ ;  $R^2$  is  $C_2$ - $C_{10}$ alkyl,  $C_3$ - $C_{10}$ alkenyl,  $(CH_2)_{0-8}$ -

25  $C_3$ - $C_6$ cycloalkyl, or  $(CH_2)_{0-8}$ phenyl unsubstituted or substituted by one to three substituents selected from  $C_1$ - $C_6$ alkyl, nitro, Cl, Br, F, I, hydroxy,  $C_1$ - $C_6$ alkoxy,  $NR^7R^7$ ,  $CO_2R^7$ , CN,  $CONR^7R^7$ ,  $W$ ,  $NR^7COH$ ,  $NR^7COC_1$ - $C_6$ alkyl,  $NR^7COW$ ,  $SO_2W$ ,  $SO_2C_1$ - $C_6$ alkyl, or  $SC_1$ - $C_6$ alkyl;

30

$X$  is a single bond, S, or O;

$m$  is 0-4;

$R^3$  is hydrogen, Cl, Br, F, I, CHO, hydroxymethyl,  $C_1$ - $C_6$ alkyl,  $NR^7R^7$ ,  $CO_2R^7$ ,  $CONR^7R^7$ ,  $NO_2$ , CN, phenyl, or  $W$ ;

35

$R^4$  and  $R^5$  are each independently hydrogen,  $C_1$ - $C_8$ alkyl,  $C_3$ - $C_6$ cycloalkyl, thienyl-Y-, furyl-Y-, pyrazolyl-Y-, imidazolyl-Y-, thiazolyl-Y-, pyridyl-Y-,

tetrazolyl-Y-, pyrrolyl-Y-, triazolyl-Y-, oxazolyl-Y-,  
isoxazolyl-Y-, or phenyl-Y-, with each aryl or  
heteroaryl group being unsubstituted or substituted by  
C<sub>1</sub>-C<sub>6</sub>alkyl, C<sub>1</sub>-C<sub>6</sub>alkoxy, Cl, Br, F, I, NR<sup>7</sup>R<sup>7</sup>, CO<sub>2</sub>R<sup>7</sup>,  
5 SO<sub>2</sub>NHR<sup>7</sup>, SO<sub>3</sub>H, OH, NO<sub>2</sub>, CONR<sup>7</sup>R<sup>7</sup>, W, SO<sub>2</sub>C<sub>1</sub>-C<sub>6</sub>alkyl, SO<sub>2</sub>W,  
SC<sub>1</sub>-C<sub>6</sub>alkyl, NR<sup>7</sup>COH, NR<sup>7</sup>COW, or NR<sup>7</sup>COC<sub>1</sub>-C<sub>6</sub>alkyl;

Y is C<sub>1</sub>-C<sub>6</sub>alkyl which is straight or branched or a  
single bond;

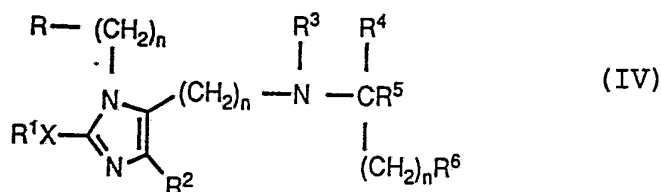
R<sup>6</sup> is Z-tetrazol-5-yl;

10 Z is a single bond, vinyl, or methylene  
unsubstituted or substituted by C<sub>1</sub>-C<sub>4</sub>alkyl, one or two  
benzyl groups, thienylmethyl, or furylmethyl;

W is C<sub>n</sub>F<sub>2n+1</sub>, wherein n is 1-4; and

each R<sup>7</sup> independently is hydrogen or C<sub>1</sub>-C<sub>6</sub>alkyl;

15 or a pharmaceutically acceptable salt thereof; or



20

in which:

R is adamantylmethyl, or phenyl, biphenyl, or  
naphthyl, with each aryl group being unsubstituted or  
25 substituted by one to three substituents selected from  
Cl, Br, F, I, C<sub>1</sub>-C<sub>6</sub>alkyl, nitro, CO<sub>2</sub>R<sup>7</sup>, C<sub>1</sub>-C<sub>6</sub>alkoxy,  
hydroxy, SC<sub>1</sub>-C<sub>6</sub>alkyl, SO<sub>2</sub>C<sub>1</sub>-C<sub>6</sub>alkyl, tetrazol-5-yl,  
SO<sub>2</sub>NHR<sup>7</sup>, NHSO<sub>2</sub>R<sup>7</sup>, SO<sub>3</sub>H, PO(OR<sup>7</sup>)<sub>2</sub>, CONR<sup>7</sup>R<sup>7</sup>, CN, NR<sup>7</sup>R<sup>7</sup>,  
NR<sup>7</sup>COH, NR<sup>7</sup>COC<sub>1</sub>-C<sub>6</sub>alkyl, NR<sup>7</sup>CON(R<sup>7</sup>)<sub>2</sub>, NR<sup>7</sup>COW, SO<sub>2</sub>W, or  
30 W;

R<sup>1</sup> is C<sub>2</sub>-C<sub>10</sub>alkyl, C<sub>3</sub>-C<sub>10</sub>alkenyl,  
(CH<sub>2</sub>)<sub>0-8</sub>C<sub>3-6</sub>cycloalkyl, or  
(CH<sub>2</sub>)<sub>0-8</sub>phenyl unsubstituted or substituted by one to  
three substituents selected from C<sub>1</sub>-C<sub>6</sub>alkyl, nitro, Cl,  
35 Br, F, I, hydroxy, C<sub>1</sub>-C<sub>6</sub>alkoxy, NR<sup>7</sup>R<sup>7</sup>, CO<sub>2</sub>R<sup>7</sup>, CN,  
CONR<sup>7</sup>R<sup>7</sup>, W, NR<sup>7</sup>COH, NR<sup>7</sup>COC<sub>1</sub>-C<sub>6</sub>alkyl, NR<sup>7</sup>COW,  
SC<sub>1</sub>-C<sub>6</sub>alkyl, SO<sub>2</sub>C<sub>1</sub>-C<sub>6</sub>alkyl, or SO<sub>2</sub>W;



$R^2$  is hydrogen, Cl, Br, F, I, CHO, hydroxymethyl,  $C_1$ - $C_6$ alkyl,  $NR^7R^7$ ,  $CO_2R^7$ ,  $CONR^7R^7$ ,  $NO_2$ , CN, phenyl, or W;

X is a single bond, S, or O;

5  $R^3$  is H,  $C_1$ - $C_6$ alkyl,  $C_3$ - $C_6$ alkenyl,  $COC_1$ - $C_5$ alkyl, or  $(CH_2)_{0-3}$ phenyl;

$R^4$  is H,  $C_1$ - $C_6$ alkyl,  $C_3$ - $C_6$ alkenyl, or  $(CH_2)_{0-3}$ phenyl;

$R^5$  is  $CO_2R^7$ ,  $CONR^7R^7$ , or tetrazol-5-yl;

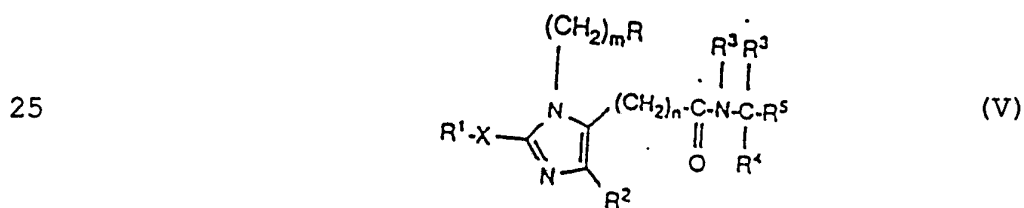
10 each n independently is 0-4;

$R^6$  is phenyl, naphthyl, 2- or 3-thienyl, 2- or 3-furyl, 2-, 3-, or 4-pyridyl, pyrimidyl, imidazolyl, thiazolyl, triazolyl, triazolyl, tetrazolyl, pyrazolyl, pyrrolyl, oxazolyl, or isoxazolyl, with each aryl or  
15 heteroaryl group being unsubstituted or substituted by  $C_1$ - $C_6$ alkyl,  $C_1$ - $C_6$ alkoxy, Cl, Br, F, I,  $NR^7R^7$ ,  $CO_2R^7$ ,  $CONR^7R^7$ ,  $SO_3H$ ,  $SO_2NHR^7$ , OH,  $NO_2$ , W,  $SO_2C_1$ - $C_6$ alkyl,  $SO_2W$ ,  $SC_1$ - $C_6$ alkyl,  $NR^7COH$ ,  $NR^7COW$ , or  $NR^7COC_1$ - $C_6$ alkyl;

W is  $C_mF_{2m+1}$ , wherein m is 1-4; and

20 each  $R^7$  independently is H or  $C_1$ - $C_6$ alkyl;

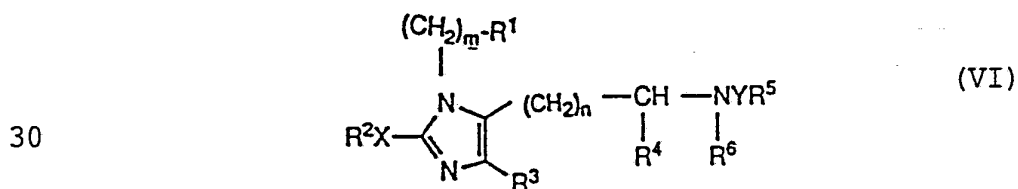
or a pharmaceutically acceptable salt thereof; or



in which:

30 R is adamantyl, or naphthyl, biphenyl, or phenyl, with each aryl group being unsubstituted or substituted by one to three substituents selected from halo,  $C_1$ - $C_6$ alkyl,  $C_1$ - $C_6$ alkoxy, OH, CN,  $CO_2R^3$ , tetrazol-5-yl,  $SO_3H$ ,  $SO_2NHR^3$ ,  $NO_2$ , W,  $SC_1$ - $C_6$ alkyl,  $SO_2C_1$ - $C_6$ alkyl,  
35  $NHSO_2R^3$ ,  $PO(OR^3)_2$ ,  $CONR^3R^3$ ,  $NR^3R^3$ ,  $NR^3COH$ ,  $NR^3COC_1$ - $C_6$ alkyl,  $NR^3CON(R^3)_2$ ,  $NR^3COW$ , or  $SO_2W$ ;

- $R^1$  is  $C_{2-10}$ alkyl,  $C_{3-10}$ alkenyl,  
 $(CH_2)_{0-8}C_{3-6}$ cycloalkyl, or  $(CH_2)_{0-8}$ phenyl unsubstituted  
 or substituted by one to three substituents selected  
 from  $C_{1-6}$ alkyl,  $C_{1-6}$ alkoxy, halo, OH,  $NO_2$ ,  $NR^3R^3$ , W,  
 5  $CO_2R^3$ , CN,  $CONR^3R^3$ ,  $NR^3COH$ , tetrazol-5-yl,  
 $NR^3COC_{1-6}$ alkyl,  $NR^3COW$ ,  $SC_{1-6}$ alkyl,  $SO_2W$ , or  
 $SO_2C_{1-6}$ alkyl;  
 $X$  is a single bond, S,  $NR^3$ , or O;  
 $m$  is 0-4;  
 10  $R^2$  is H,  $C_{1-6}$ alkyl, halo, W, CHO,  $CH_2OH$ ,  $CO_2R^3$ ,  
 $CONR^3R^3$ ,  $NO_2$ , CN,  $NR^3R^3$ , or phenyl;  
 each  $R^3$  independently is H or  $C_{1-6}$ alkyl;  
 $R^4$  is H,  $C_{1-8}$ alkyl, thienyl-Y-, furyl-Y-,  
 pyrazolyl-Y-, imidazolyl-Y-, thiazolyl-Y-, pyridyl-Y-,  
 15 tetrazolyl-Y-, pyrrolyl-Y-, triazolyl-Y-, oxazolyl-Y-,  
 isoxazolyl-Y-, or phenyl-Y-, with each aryl or  
 heteroaryl group being unsubstituted or substituted by  
 $C_{1-6}$ alkyl,  $C_{1-6}$ alkoxy, halo,  $NR^3R^3$ ,  $CO_2R^3$ , OH,  $NO_2$ ,  
 $SO_2NHR^3$ ,  $SO_3H$ ,  $CONR^3R^3$ , W,  $SO_2W$ ,  $SC_{1-6}$ alkyl,  
 20  $SO_2C_{1-6}$ alkyl,  $NR^3COH$ ,  $NR^3COW$ , or  $NR^3COC_{1-6}$ alkyl;  
 $R^5$  is  $CO_2R^3$ ,  $CONR^3R^3$ , or tetrazol-5-yl;  
 $W$  is  $C_qF_{2q+1}$ , wherein  $q$  is 1-4;  
 $Y$  is a single bond or  $C_{1-6}$ alkyl which is straight  
 or branched; and  
 25  $n$  is 0-5; or a pharmaceutically acceptable salt  
 thereof; or



in which:

- $R^1$  is adamantyl, or phenyl, biphenyl, or naphthyl,  
 35 with each aryl group being unsubstituted or substituted by  
 one to three substituents selected from Cl, Br, F, I,  
 $C_1-C_6$ alkyl, nitro,  $CO_2R^7$ , tetrazol-5-yl,  $C_1-C_6$ alkoxy,

hydroxy,  $SC_1-C_6$ alkyl,  $SO_2NR^7R^7$ ,  $NHSO_2R^7$ ,  $SO_3H$ ,  $CONR^7R^7$ ,  
 CN,  $SO_2C_1-C_6$ alkyl, or  $C_nF_{2n+1}$ ;

$R^2$  is  $C_2-C_{10}$ alkyl unsubstituted or substituted by  
 $CO_2H$ , OH, or  $NR^7R^7$ ,  $C_3-C_{10}$ alkenyl,  $C_3-C_{10}$ alkynyl,  
 5  $C_3-C_6$ cycloalkyl, or  $(CH_2)_{0-8}$ phenyl unsubstituted or  
 substituted by one to three substituents selected from  
 $C_1-C_6$ alkyl, nitro, Cl, Br, F, I, hydroxy,  $C_1-C_6$ alkoxy,  
 $NR^7R^7$ ,  $CO_2R^7$ , CN, or  $CONR^7R^7$ ;

X is a single bond, S, or O;

10  $R^3$  is hydrogen, Cl, Br, F, I, CHO, hydroxymethyl,  
 $COOR^7$ ,  $CONR^7R^7$ ,  $NO_2$ , or  $C_nF_{2n+1}$ ;

each n is 1-3;

m is 0-4;

$R^4$  is  $CO_2R^7$ ,  $CONR^7R^7$ , or tetrazol-5-yl;

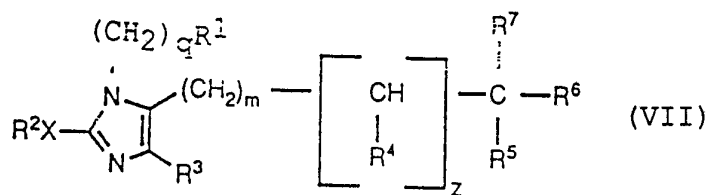
15 Y is a single bond or a carbonyl group;

$R^5$  is hydrogen,  $C_1-C_8$ alkyl,  $C_3-C_6$ cycloalkyl,  
 $(CH_2)_{0-4}$ phenyl, or  $(CH_2)_{0-3}CH$ -diphenyl wherein each phenyl  
 group independently is unsubstituted or substituted by one  
 to three substituents selected from  $C_1-C_6$ alkyl, nitro, Cl,  
 20 Br, F, I, hydroxy,  $C_1-C_6$ alkyl,  $NR^7R^7$ ,  $CO_2R^7$ , or  $CONR^7R^7$ ;

$R^6$  is hydrogen or  $C_{1-6}$ alkyl; and

each  $R^7$  independently is hydrogen,  $C_1-C_4$ alkyl, or  
 $(CH_2)_{0-4}$ phenyl; or a pharmaceutically acceptable salt  
 thereof; or

25



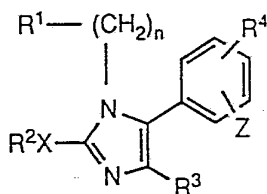
30

in which:

$R^1$  is adamantylmethyl, or phenyl, biphenyl, or  
 naphthyl, with each aryl group being unsubstituted or  
 35 substituted by one to three substituents selected from Cl,  
 Br, F, I,  $C_{1-6}$ alkyl, nitro,  $CO_2R^8$ , tetrazol-5-yl,  $C_{1-}$

- $\text{C}_6$  alkoxy, hydroxy,  $\text{SC}_{1-4}$  alkyl,  $\text{SO}_2\text{NHR}^8$ ,  $\text{NHSO}_2\text{R}^8$ ,  $\text{SO}_3\text{H}$ ,  
 $\text{CONR}^8\text{R}^8$ ,  $\text{CN}$ ,  $\text{SO}_2\text{C}_{1-4}$  alkyl, or  $\text{C}_n\text{F}_{2n+1}$ , wherein n is 1-3;  
 $\text{R}^2$  is  $\text{C}_{2-10}$  alkyl,  $\text{C}_{3-10}$  alkenyl,  $\text{C}_{3-10}$  alkynyl,  
 $\text{C}_{3-6}$  cycloalkyl, or  $(\text{CH}_2)_{0-8}$  phenyl unsubstituted or  
5 substituted by one to three substituents selected from  
 $\text{C}_{1-6}$  alkyl, nitro, Cl, Br, F, I, hydroxy,  $\text{C}_{1-6}$  alkoxy,  $\text{NR}^8\text{R}^8$ ,  
 $\text{CO}_2\text{R}^8$ ,  $\text{CN}$ , or  $\text{CONR}^8\text{R}^8$ ;  
X is a single bond, S, or O;  
 $\text{R}^3$  is hydrogen, Cl, Br, F, I, CHO, hydroxymethyl,  
10  $\text{CO}_2\text{R}^8$ ,  $\text{NO}_2$ , or  $\text{C}_n\text{F}_{2n+1}$ , wherein n is 1-3;  
q is 0 to 4;  
m is 0 to 2;  
 $\text{R}^4$  is H or  $\text{C}_{1-6}$  alkyl;  
z is 0 to 1;  
15  $\text{R}^5$  is  $\text{C}_{3-6}$  alkyl,  $\text{C}_{3-6}$  alkenyl, phenyl-Y-, 2- or 3-  
thienyl-Y-, 2- or 3-furyl-Y-, 2-, 3-, or 4-pyridyl-Y-,  
tetrazolyl-Y-, triazolyl-Y-, imidazolyl-Y-, pyrazolyl-Y-,  
thiazolyl-Y-, pyrrolyl-Y-, or oxazolyl-Y-, with each aryl  
ring being unsubstituted or substituted by  $\text{C}_{1-6}$  alkyl, Cl,  
20 Br, F, I,  $\text{C}_{1-6}$  alkoxy,  $\text{NR}^8\text{R}^8$ ,  $\text{CO}_2\text{R}^8$ , or  $\text{CONR}^8\text{R}^8$ ;  
Y is a single bond or  $\text{C}_{1-6}$  alkyl which is branched or  
unbranched;  
 $\text{R}^6$  is  $\text{CO}_2\text{R}^8$ ,  $\text{CONR}^8\text{R}^8$ , or tetrazol-5-yl;  
 $\text{R}^7$  is H,  $\text{CO}_2\text{R}^8$ , or  $\text{C}_{1-6}$  alkyl; and  
25 each  $\text{R}^8$  independently is hydrogen,  $\text{C}_{1-6}$  alkyl, or  
 $(\text{CH}_3)_{0-4}$  phenyl;  
or a pharmaceutically acceptable salt thereof; or

30

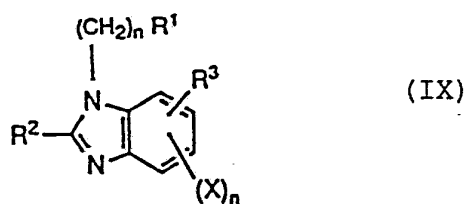


(VIII)

35

in which:

- $R^1$  is adamantylmethyl, or phenyl, biphenyl, or naphthyl, with each aryl group being unsubstituted or substituted by one to three substituents selected from Cl, Br, F, I,  $C_1-C_6$ alkyl, nitro,  $CO_2R^5$ ,  $C_1-C_6$ alkoxy, hydroxy,  $SC_1-C_6$ alkyl,  $SO_2C_1-C_6$ alkyl, tetrazol-5-yl,  $SO_2NHR^5$ ,  $NHSO_2R^5$ ,  $SO_3H$ ,  $PO(OR^5)_2$ ,  $CONR^5R^5$ , CN,  $NR^5R^5$ ,  $NR^5COH$ ,  $NR^5COC_1-C_6$ alkyl,  $NR^5CON(R^5)_2$ ,  $NR^5COW$ ,  $SO_2W$ , or W;
- $R^2$  is  $C_2-C_{10}$ alkyl,  $C_3-C_{10}$ alkenyl,  $(CH_2)_{0-8}$ - $C_3-C_6$ cycloalkyl, or  $(CH_2)_{0-8}$ phenyl unsubstituted or substituted by one to three substituents selected from  $C_1-C_6$ alkyl, nitro, Cl, Br, F, I, hydroxy,  $C_1-C_6$ alkoxy, tetrazol-5-yl,  $NR^5R^5$ ,  $CO_2R^5$ , CN,  $CONR^5R^5$ , W,  $NR^5COH$ ,  $NR^5COC_1-C_6$ -alkyl,  $NR^5COW$ ,  $SO_2W$ ,  $SO_2C_1-C_6$ alkyl, or  $SC_1-C_6$ alkyl;
- X is a single bond, S,  $NR^5$ , or O;
- n is 0-4;
- $R^3$  is hydrogen, Cl, Br, F, I, CHO, hydroxymethyl,  $C_1-C_6$ alkyl,  $NR^5R^5$ ,  $CO_2R^5$ ,  $CONR^5R^5$ ,  $NO_2$ , CN, phenyl, or W;
- $R^4$  is  $CO_2R^5$ ,  $CONR^5R^5$ , or tetrazol-5-yl;
- Z is hydrogen, Cl, Br, F, I,  $C_1-C_6$ alkyl,  $C_1-C_6$ alkoxy, hydroxy, CN,  $NO_2$ ,  $CO_2R^5$ ,  $COR^5R^5$ , W, phenyl-Y-, naphthyl-Y-, thienyl-Y-, furyl-Y-, pyrazolyl-Y-, imidazolyl-Y-, thiazolyl-Y-, tetrazolyl-Y-, pyrrolyl-Y-, triazolyl-Y-, oxazolyl-Y-, or isoxazolyl-Y-, with each aryl or heteroaryl group being unsubstituted or substituted by  $C_1-C_6$ alkyl,  $C_1-C_6$ alkoxy, Cl, Br, F, I,  $CO_2R^5$ , hydroxy,  $NO_2$ , CN,  $CONR^5R^5$ , or W;
- Y is a single bond or  $C_1-C_6$ alkyl, which is straight or branched;
- W is  $C_mF_{2m+1}$ , wherein m is 1-4,; and each  $R^5$  independently is H or  $C_1-C_6$ alkyl; or a pharmaceutically acceptable salt thereof; or



in which:

- 5  $R^1$  is  $-C(O)NH-CH(Y)-(CH_2)_n$ -aryl,  $-C(O)NH-CH(Y)-(CH_2)_n$ -heteroaryl, or phenyl unsubstituted or substituted by one to three substituents selected from Cl, Br, F, I,  $C_{1-6}$ alkyl,  $C_{1-6}$ alkoxy, OH, CN,  $NO_2$ ,  $CO_2R^4$ , tetrazol-5-yl,  $CONR^4R^4$ ,  $SO_3H$ ,  $C_mF_{2m+1}$ ,  $SC_{1-6}$ alkyl, or
- 10  $SO_2C_{1-6}$ alkyl;
- $R^2$  is hydrogen,  $C_{2-10}$ alkyl,  $C_{3-10}$ alkenyl,  $C_{3-6}$ -cycloalkyl,  $C_mF_{2m+1}$ , or  $(CH_2)_{0-8}$ phenyl unsubstituted or substituted by one to three substituents selected from
- 15  $C_{1-6}$ alkyl,  $C_{1-6}$ alkoxy, Cl, Br, F, I, OH,  $NO_2$ ,  $C_mF_{2m+1}$ ,  $CO_2R^4$ , or  $NR^4R^4$ ;
- $R^3$  is  $-(CH_2)_n-Y$ ,  $-CH=C_Y-(CH_2)_n$ -aryl,  $-CH=C_Y-(CH_2)_n$ -heteroaryl,  $-(CH_2)_n-C(O)-NH-CH(Y)-(CH_2)_n$ -aryl,  $-(CH_2)_n-C(O)-NH-CH(Y)-(CH_2)_n$ -heteroaryl,  $-(CH_2)_m-NH-CH(Y)-(CH_2)_n$ -aryl or  $-(CH_2)_m-NH-CH(Y)-(CH_2)_n$ -heteroaryl, when  $R^1$  is
- 20 an optionally substituted phenyl group; or H when  $R^1$  is  $-C(O)NH-CH(Y)-(CH_2)_n$ -aryl or  $-C(O)NH-CH(Y)-(CH_2)_n$ -heteroaryl;
- Y is  $CO_2R^4$  or tetrazol-5-yl;
- X is Cl, Br, F, I,  $C_mF_{2m+1}$ ,  $C_{1-6}$ alkyl,  $C_{1-6}$ alkoxy,
- 25 OH, O-phenyl,  $CO_2R^4$ , tetrazol-5-yl, CN, or  $(CH_2)_{0-4}$ phenyl unsubstituted or substituted by Cl, Br, F, I,  $C_{1-6}$ alkyl,  $C_{1-6}$ alkoxy, OH,  $C_mF_{2m+1}$ , CN,  $CO_2R^4$ ,  $NO_2$ , or  $NR^4R^4$ ;
- aryl is phenyl, biphenyl, or naphthyl wherein each
- 30 aryl group is unsubstituted or substituted by  $C_{1-6}$ alkyl,  $C_{1-6}$ alkoxy, Cl, Br, F, I, OH,  $NO_2$ ,  $CF_3$ ,  $CO_2R^4$ , or  $NR^4R^4$ ;
- heteroaryl is 2- or 3-thienyl, 2-, or 3-furanyl, 2-, 3-, or 4-pyridyl, pyrimidyl, imidazolyl, thiazolyl, triazolyl, or tetrazolyl wherein each heteroaryl group
- 35 is unsubstituted or substituted by  $C_{1-6}$ alkyl,  $C_{1-6}$ alkoxy, Cl, Br, F, I, OH,  $NO_2$ ,  $CF_3$ ,  $CO_2R^4$ , or  $NR^4R^4$ ;
- each m independently is 1-3;

each n independently is 0-2; and  
each R<sup>4</sup> independently is H or C<sub>1-6</sub>alkyl; or a  
pharmaceutically acceptable salt thereof.

5           2. The pharmaceutical composition comprising a  
diuretic, a pharmaceutically acceptable carrier and an  
angiotensin II receptor antagonist of the formula (I).

10           3. The pharmaceutical composition of claim 2  
wherein the angiotensin II receptor antagonist is (E)-3-  
[2-n-butyl-1-(4-carboxyphenyl)methyl]-1H-imidazol-5-  
yl]-2-(2-thienyl)methyl-2-propenoic acid or a  
pharmaceutically acceptable salt thereof.

15           4. The pharmaceutical composition of claim 3  
wherein the angiotensin II receptor antagonist is (E)-3-  
[2-n-butyl-1-(4-carboxyphenyl)methyl]-1H-imidazol-5-  
yl]-2-(2-thienyl)methyl-2-propenoic acid  
methanesulfonate.

20

5. The pharmaceutical composition of claim 4  
wherein the diuretic is hydrochlorothiazide or  
furosemide.

25           6. The pharmaceutical composition of claim 2  
wherein the angiotensin II receptor antagonist is (E)-3-  
[2-n-butyl-1-(4-carboxynaphth-1-yl)methyl]-1H-imidazol-  
5-yl]-2-(2-thienyl)methyl-2-propenoic acid or a  
pharmaceutically acceptable salt thereof.

30

7. The pharmaceutical composition of claim 6  
wherein the diuretic is hydrochlorothiazide or  
furosemide.

35           8. A pharmaceutical composition comprising a  
calcium channel blocker, a pharmaceutically acceptable  
carrier and an angiotensin II receptor antagonist

selected from compounds of the formulae (I) - (IX), as described in claim 1.

9. The pharmaceutical composition of claim 8  
5 comprising a calcium channel blocker, a pharmaceutically acceptable carrier and an angiotensin II receptor antagonist of formula (I).

10. A pharmaceutical composition of claim 9  
10 wherein the angiotensin II receptor antagonist is (E)-3-[2-n-butyl-1-((4-carboxyphenyl)methyl)-1H-imidazol-5-yl]-2-(2-thienyl)methyl-2-propenoic acid or a pharmaceutically acceptable salt thereof.

15 11. The pharmaceutical composition of claim 10 wherein the angiotensin II receptor antagonist is (E)-3-[2-n-butyl-1-((4-carboxyphenyl)methyl)-1H-imidazol-5-yl]-2-(2-thienyl)methyl-2-propenoic acid  
methanesulfonate.

20

12. The pharmaceutical composition of claim 11 wherein the calcium channel blocker is nifedipine, diltiazem, or verapamil.

25

13. The pharmaceutical composition of claim 9 wherein the angiotensin II receptor antagonist is (E)-3-[2-n-butyl-1-((4-carboxynaphth-1-yl)methyl)-1H-imidazol-5-yl]-2-(2-thienyl)methyl-2-propenoic acid or a pharmaceutically acceptable salt thereof.

30

14. The pharmaceutical composition of claim 13 wherein the calcium channel blocker is nifedipine, diltiazem, or verapamil.

35

15. A pharmaceutical composition comprising a  $\beta$ -adrenoceptor blocker, a pharmaceutically acceptable carrier and an angiotensin II receptor antagonist



selected from compounds of the formulae (I) - (IX), as described in claim 1.

16. The pharmaceutical composition of claim 15  
5 comprising a  $\beta$ -adrenoceptor blocker, a pharmaceutically acceptable carrier and an angiotensin II receptor antagonist of formula (I).

17. The pharmaceutical composition of claim 16  
10 wherein the angiotensin II receptor antagonist is (E)-3-[2-n-butyl-1-((4-carboxyphenyl)methyl)-1H-imidazol-5-yl]-2-(2-thienyl)methyl-2-propenoic acid or a pharmaceutically acceptable salt thereof.

18. The pharmaceutical composition of claim 17  
15 wherein the angiotensin II receptor antagonist is (E)-3-[2-n-butyl-1-((4-carboxyphenyl)methyl)-1H-imidazol-5-yl]-2-(2-thienyl)methyl-2-propenoic acid methanesulfonate.

19. The pharmaceutical composition of claim 18  
20 wherein the  $\beta$ -adrenoceptor blocker is propranolol.

20. The pharmaceutical composition of claim 16  
25 wherein the angiotensin II receptor antagonist is (E)-3-[2-n-butyl-1-((4-carboxynaphth-1-yl)methyl)-1H-imidazol-5-yl]-2-(2-thienyl)methyl-2-propenoic acid or a pharmaceutically acceptable salt thereof.

21. The pharmaceutical composition of claim 20  
30 wherein the  $\beta$ -adrenoceptor blocker is propranolol.

22. A pharmaceutical composition comprising a  
renin inhibitor, a pharmaceutically acceptable carrier  
35 and an angiotensin II receptor antagonist selected from compounds of the formulae (I) - (IX), as described in claim 1.

23. The pharmaceutical composition of claim 22  
comprising a renin inhibitor, a pharmaceutically  
acceptable carrier and an angiotensin II receptor  
5 antagonist of formula (I).

24. The pharmaceutical composition of claim 23  
wherein the angiotensin II receptor antagonist is (E)-3-  
[2-n-butyl-1-{(4-carboxyphenyl)methyl}-1H-imidazol-5-  
10 yl]-2-(2-thienyl)methyl-2-propenoic acid or a  
pharmaceutically acceptable salt thereof.

25. The pharmaceutical composition of claim 24  
wherein the angiotensin II receptor antagonist is (E)-3-  
15 [2-n-butyl-1-{(4-carboxyphenyl)methyl}-1H-imidazol-5-  
yl]-2-(2-thienyl)methyl-2-propenoic acid  
methanesulfonate.

26. The pharmaceutical composition of claim 25  
20 wherein the renin inhibitor is enalkinen.

27. The pharmaceutical composition of claim 23  
wherein the angiotensin II receptor antagonist is (E)-3-  
[2-n-butyl-1-{(4-carboxynaphth-1-yl)methyl}-1H-imidazol-  
25 5-yl]-2-(2-thienyl)methyl-2-propenoic acid or a  
pharmaceutically acceptable salt thereof.

28. The pharmaceutical composition of claim 27  
wherein the renin inhibitor is enalkinen.  
30

29. A pharmaceutical composition comprising an  
angiotensin converting enzyme inhibitor, a  
pharmaceutically acceptable carrier and an angiotensin  
II receptor antagonist selected from compounds of the  
35 formulae (I) - (IX), as described in claim 1.

30. The pharmaceutical composition of claim 29 comprising an angiotensin converting enzyme inhibitor, a pharmaceutically acceptable carrier and an angiotensin II receptor antagonist of formula (I).

5

31. The pharmaceutical composition of claim 30 wherein the angiotensin is (E)-3-[2-n-butyl-1-((4-carboxyphenyl)methyl)-1H-imidazol-5-yl]-2-(2-thienyl)-methyl-2-propenoic acid or a pharmaceutically acceptable salt thereof.

10

32. The pharmaceutical composition of claim 31 wherein the angiotensin II receptor antagonist is (E)-3-[2-n-butyl-1-((4-carboxyphenyl)methyl)-1H-imidazol-5-yl]-2-(2-thienyl)methyl-2-propenoic acid methanesulfonate.

15

33. The pharmaceutical composition of claim 32 wherein the angiotensin converting enzyme inhibitor is captopril or enalapril.

20

34. The pharmaceutical composition of claim 30 wherein the angiotensin II receptor antagonist is (E)-3-[2-n-butyl-1-((4-carboxynaphth-1-yl)methyl)-1H-imidazol-5-yl]-2-(2-thienyl)methyl-2-propenoic acid or a pharmaceutically acceptable salt thereof.

25

35. The pharmaceutical composition of claim 34 wherein the angiotensin converting enzyme inhibitor is captopril or enalapril.

30

36. A method of treating hypertension which comprises administering stepwise or in physical combination a diuretic and an angiotensin II receptor antagonist selected from compounds of the formulae (I) - (IX), as described in claim 1.

35

37. The method of treating hypertension which comprises administering stepwise or in physical combination a diuretic and an angiotensin II receptor antagonist selected from compounds of the formula (I).

5

38. The method of claim 37 wherein the angiotensin II receptor antagonist is (E)-3-[2-n-butyl-1-((4-carboxyphenyl)methyl)-1H-imidazol-5-yl]-2-(2-thienyl)-methyl-2-propenoic acid or a pharmaceutically acceptable salt thereof.

10

39. The method of claim 38 wherein the angiotensin II receptor antagonist is (E)-3-[2-n-butyl-1-((4-carboxyphenyl)methyl)-1H-imidazol-5-yl]-2-(2-thienyl)-methyl-2-propenoic acid methanesulfonate.

15

40. The method of claim 39 wherein the diuretic is hydrochlorothiazide or furosemide.

20

41. The method of claim 37 wherein the angiotensin II receptor antagonist is (E)-3-[2-n-butyl-1-((4-carboxynaphth-1-yl)methyl)-1H-imidazol-5-yl]-2-(2-thienyl)methyl-2-propenoic acid or a pharmaceutically acceptable salt thereof.

25

42. The method of claim 41 wherein the diuretic is hydrochlorothiazide or furosemide.

43. A method of treating hypertension which comprises administering stepwise or in physical combination a calcium channel blocker and an angiotensin II receptor antagonist selected from compounds of the formulae (I) - (IX), as described in claim 1.

30  
35

44. The method of treating hypertension which comprises administering stepwise or in physical

combination a calcium channel blocker and an angiotensin II receptor antagonist selected from compounds of the formula (I).

5           45. The method of claim 44 wherein the angiotensin II receptor antagonist is (E)-3-[2-n-butyl-1-((4-carboxyphenyl)methyl)-1H-imidazol-5-yl]-2-(2-thienyl)-methyl-2-propenoic acid or a pharmaceutically acceptable salt thereof.

10

          46. The method of claim 45 wherein the angiotensin II receptor antagonist is (E)-3-[2-n-butyl-1-((4-carboxyphenyl)methyl)-1H-imidazol-5-yl]-2-(2-thienyl)-methyl-2-propenoic acid methanesulfonate.

15

          47. The method of claim 46 wherein the calcium channel block is nifedipine, diltiazem, or verapamil.

          48. The method of claim 44 wherein the angiotensin  
20 . II receptor antagonist is (E)-3-[2-n-butyl-1-((4-carboxynaphth-1-yl)methyl)-1H-imidazol-5-yl]-2-(2-thienyl)methyl-2-propenoic acid or a pharmaceutically acceptable salt thereof.

25           49. The method of claim 48 wherein the calcium channel block is nifedipine, diltiazem, or verapamil.

          50. A method of treating hypertension which  
30 comprises administering stepwise or in physical combination a  $\beta$ -adrenoceptor blocker and an angiotensin II receptor antagonist selected from compounds of the formulae (I) - (IX), as described in claim 1.

          51. The method of treating hypertension which  
35 comprises administering stepwise or in physical combination a  $\beta$ -adrenoceptor blocker and an angiotensin

II receptor antagonist selected from compounds of the formula (I).

52. The method of claim 51 wherein the angiotensin  
5 II receptor antagonist is (E)-3-[2-n-butyl-1-{(4-carboxyphenyl)methyl}-1H-imidazol-5-yl]-2-(2-thienyl)-methyl-2-propenoic acid or a pharmaceutically acceptable salt thereof.

10 53. The method of claim 52 wherein the angiotensin II receptor antagonist is (E)-3-[2-n-butyl-1-{(4-carboxyphenyl)methyl}-1H-imidazol-5-yl]-2-(2-thienyl)-methyl-2-propenoic acid methanesulfonate.

15 54. The method of claim 53 wherein the  $\beta$ -adrenoceptor blocker is propranolol.

55. The method of claim 51 wherein the angiotensin  
20 II receptor antagonist is (E)-3-[2-n-butyl-1-{(4-carboxynaphth-1-yl)methyl}-1H-imidazol-5-yl]-2-(2-thienyl)methyl-2-propenoic acid or a pharmaceutically acceptable salt thereof.

25 56. The method of claim 55 wherein the  $\beta$ -adrenoceptor blocker is propranolol.

57. A method of treating hypertension which  
30 comprises administering stepwise or in physical combination a renin inhibitor and an angiotensin II receptor antagonist selected from compounds of the formulae (I) - (IX), as described in claim 1.

58. The method of treating hypertension which  
35 comprises administering stepwise or in physical combination a renin inhibitor and an angiotensin II receptor antagonist selected from compounds of the formula (I).

- 69 -

59. The method of claim 58 wherein the angiotensin II receptor antagonist is (E)-3-[2-n-butyl-1-((4-carboxyphenyl)methyl)-1H-imidazol-5-yl]-2-(2-thienyl)-methyl-2-propenoic acid or a pharmaceutically acceptable salt thereof.

60. The method of claim 59 wherein the angiotensin II receptor antagonist is (E)-3-[2-n-butyl-1-((4-carboxyphenyl)methyl)-1H-imidazol-5-yl]-2-(2-thienyl)-methyl-2-propenoic acid methanesulfonate.

61. The method of claim 60 wherein the renin inhibitor is enalkinen.

15

62. The method of claim 58 wherein the angiotensin II receptor antagonist is (E)-3-[2-n-butyl-1-((4-carboxynaphth-1-yl)methyl)-1H-imidazol-5-yl]-2-(2-thienyl)methyl-2-propenoic acid or a pharmaceutically acceptable salt thereof.

20

63. The method of claim 62 wherein the renin inhibitor is enalkinen.

64. A method of treating hypertension which comprises administering stepwise or in physical combination an angiotensin converting enzyme inhibitor and an angiotensin II receptor antagonist selected from compounds of the formulae (I) - (IX), as described in claim 1.

30

65. The method of treating hypertension which comprises administering stepwise or in physical combination an angiotensin converting enzyme inhibitor and an angiotensin II receptor antagonist selected from compounds of the formula (I).

35

66. The method of claim 65 wherein the angiotensin II receptor antagonist is (E)-3-[2-n-butyl-1-((4-carboxyphenyl)methyl)-1H-imidazol-5-yl]-2-(2-thienyl)-methyl-2-propenoic acid or a pharmaceutically acceptable salt thereof.

67. The method of claim 66 wherein the angiotensin II receptor antagonist is (E)-3-[2-n-butyl-1-((4-carboxyphenyl)methyl)-1H-imidazol-5-yl]-2-(2-thienyl)-methyl-2-propenoic acid methanesulfonate.

68. The method of claim 66 wherein the angiotensin conferting enzyme inhibitor is captopril or enalapril.


69. The method of claim 65 wherein the angiotensin II receptor antagonist is (E)-3-[2-n-butyl-1-((4-carboxynaphth-1-yl)methyl)-1H-imidazol-5-yl]-2-(2-thienyl)methyl-2-propenoic acid or a pharmaceutically acceptable salt thereof.

70. The method of claim 69 wherein the angiotensin conferting enzyme inhibitor is captopril or enalapril.



# INTERNATIONAL SEARCH REPORT

International Application No **PCT/US91/09362**

<b>I. CLASSIFICATION OF SUBJECT MATTER</b> (if several classification symbols apply, indicate all) <sup>3</sup>				
According to International Patent Classification (IPC) or to both National Classification and IPC				
IPC(5): A01N 43/64 A61K 31/41, 31/415				
US CL : 514/381, 386, 397, 398				
<b>II. FIELDS SEARCHED</b>				
Minimum Documentation Searched <sup>4</sup>				
Classification System :	Classification Symbols			
US CL	514/381, 386, 397, 398			
Documentation Searched other than Minimum Documentation to the Extent that such Documents are Included in the Fields Searched <sup>5</sup>				
Structure Search and Utility (Angiotenser II inhibitor)				
<b>III. DOCUMENTS CONSIDERED TO BE RELEVANT</b> <sup>14</sup>				
Category <sup>6</sup>	Citation of Document, <sup>16</sup> with indication, where appropriate, of the relevant passages <sup>17</sup>	Relevant to Claim No. <sup>15</sup>		
Y,P	N, (Chemical Abstracts, Volume 115, no. 17, issued 1991, October 28 (Columbus, Ohio, U.S.A.), Keenan et al., "Preparation of 4-(tetrazol-5-yl)alkenylimidazoles as angiotensin II antagonists" (SmithKline Beecham Corporation), the abstract no. 183309t, Eur. Pat. Appl. EP425,211	1		
Y,P	N, (Chemical Abstracts, Volume 115, no. 3, issued 1991, July 22 (Columbus, Ohio, U.S.A.), Finkelstein et al., "Preparation of imidazolyl-4-alkenoic acids as angiotensin II antagonists" (SmithKline Beecham Corporation), the abstract no. 29327r, Eur. Pat. Appl. EP 403,158	1		
Y,P	N, (Chemical Abstracts, Volume 114, no. 21, issued 1991, May 27 (Columbus, Ohio, U.S.A.), Finkelstein et al., "Preparation of imidazolylalkenoic acids as anti-hypertensives" (SmithKline Beecham Corporation), the abstract no. 207258h, Eur. Pat. Appl. EP 403,159	1		
<p><sup>14</sup> Special categories of cited documents: <sup>15</sup></p> <table style="width: 100%; border: none;"> <tr> <td style="width: 50%; border: none;"> <p>"A" document defining the general state of the art which is not considered to be of particular relevance</p> <p>"E" earlier document but published on or after the international filing date</p> <p>"L" document which may throw doubts on priority claim(s) or which is cited to establish the publication date of another citation or other special reason (as specified)</p> <p>"O" document referring to an oral disclosure, use, exhibition or other means</p> <p>"P" document published prior to the international filing date but later than the priority date claimed</p> </td> <td style="width: 50%; border: none;"> <p>"T" later document published after the international filing date or priority date and not in conflict with the application but cited to understand the principle or theory underlying the invention</p> <p>"X" document of particular relevance; the claimed invention cannot be considered novel or cannot be considered to involve an inventive step</p> <p>"Y" document of particular relevance; the claimed invention cannot be considered to involve an inventive step when the document is combined with one or more other such documents, such combination being obvious to a person skilled in the art.</p> <p>"&amp;" document member of the same patent family</p> </td> </tr> </table>			<p>"A" document defining the general state of the art which is not considered to be of particular relevance</p> <p>"E" earlier document but published on or after the international filing date</p> <p>"L" document which may throw doubts on priority claim(s) or which is cited to establish the publication date of another citation or other special reason (as specified)</p> <p>"O" document referring to an oral disclosure, use, exhibition or other means</p> <p>"P" document published prior to the international filing date but later than the priority date claimed</p>	<p>"T" later document published after the international filing date or priority date and not in conflict with the application but cited to understand the principle or theory underlying the invention</p> <p>"X" document of particular relevance; the claimed invention cannot be considered novel or cannot be considered to involve an inventive step</p> <p>"Y" document of particular relevance; the claimed invention cannot be considered to involve an inventive step when the document is combined with one or more other such documents, such combination being obvious to a person skilled in the art.</p> <p>"&amp;" document member of the same patent family</p>
<p>"A" document defining the general state of the art which is not considered to be of particular relevance</p> <p>"E" earlier document but published on or after the international filing date</p> <p>"L" document which may throw doubts on priority claim(s) or which is cited to establish the publication date of another citation or other special reason (as specified)</p> <p>"O" document referring to an oral disclosure, use, exhibition or other means</p> <p>"P" document published prior to the international filing date but later than the priority date claimed</p>	<p>"T" later document published after the international filing date or priority date and not in conflict with the application but cited to understand the principle or theory underlying the invention</p> <p>"X" document of particular relevance; the claimed invention cannot be considered novel or cannot be considered to involve an inventive step</p> <p>"Y" document of particular relevance; the claimed invention cannot be considered to involve an inventive step when the document is combined with one or more other such documents, such combination being obvious to a person skilled in the art.</p> <p>"&amp;" document member of the same patent family</p>			
<b>IV. CERTIFICATION</b>				
Date of the Actual Completion of the International Search <sup>2</sup>	Date of Mailing of this International Search Report <sup>3</sup>			
12 May 1992	<b>21 MAY 1992</b>			
International Searching Authority <sup>1</sup>	Signature of Authorized Officer <sup>13</sup>			
ISA/US	 R. Travers			