



US00D688488S

(12) **United States Design Patent**
Wang

(10) **Patent No.:** **US D688,488 S**

(45) **Date of Patent:** **** Aug. 27, 2013**

(54) **HOLDING DEVICE FOR USE IN A
BATHROOM**

(75) Inventor: **Long-Shih Wang, Chia-Yi (TW)**

(73) Assignee: **Chntuo Industrial Co., Ltd., Chia-Yi (TW)**

(**) Term: **14 Years**

(21) Appl. No.: **29/429,382**

(22) Filed: **Aug. 10, 2012**

(51) **LOC (9) Cl.** **23-03**

(52) **U.S. Cl.**
USPC **D6/524; D6/551**

(58) **Field of Classification Search**
USPC D6/524, 525, 527, 551; D34/1, 7,
D34/10, 11; 220/908, 908.1, 909, 910, 911;
206/207, 349, 361; 312/206, 207; 4/255.05,
4/255.11

See application file for complete search history.

(56) **References Cited**

U.S. PATENT DOCUMENTS

D491,404 S * 6/2004 Dotterman et al. D6/551
D515,858 S * 2/2006 Hay D6/524

D525,467 S * 7/2006 Michelson et al. D6/524
D629,635 S * 12/2010 Raven D6/524
D630,034 S * 1/2011 Raven D6/524
D651,836 S * 1/2012 Libman et al. D6/524
D655,545 S * 3/2012 Bowler et al. D6/524

* cited by examiner

Primary Examiner — Brian N Vinson

(74) *Attorney, Agent, or Firm* — Rosenberg, Klein & Lee

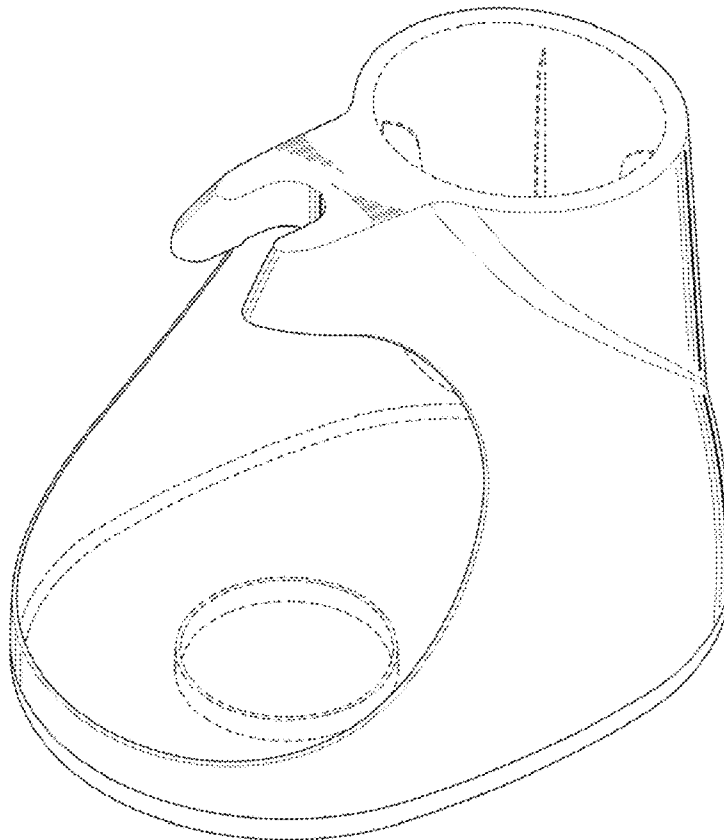
(57) **CLAIM**

The ornamental design for a holding device for use in a bathroom, as shown and described.

DESCRIPTION

FIG. 1 is a perspective view of a holding device for use in a bathroom showing my new design;
FIG. 2 is a front elevational view thereof;
FIG. 3 is a rear elevational view thereof;
FIG. 4 is a left side elevational view thereof;
FIG. 5 is a right side elevational view thereof;
FIG. 6 is a top plan view thereof; and,
FIG. 7 is a bottom plan view thereof.
The broken-line disclosure represents portions of the article shown, but which form no part of the claimed design.

1 Claim, 7 Drawing Sheets



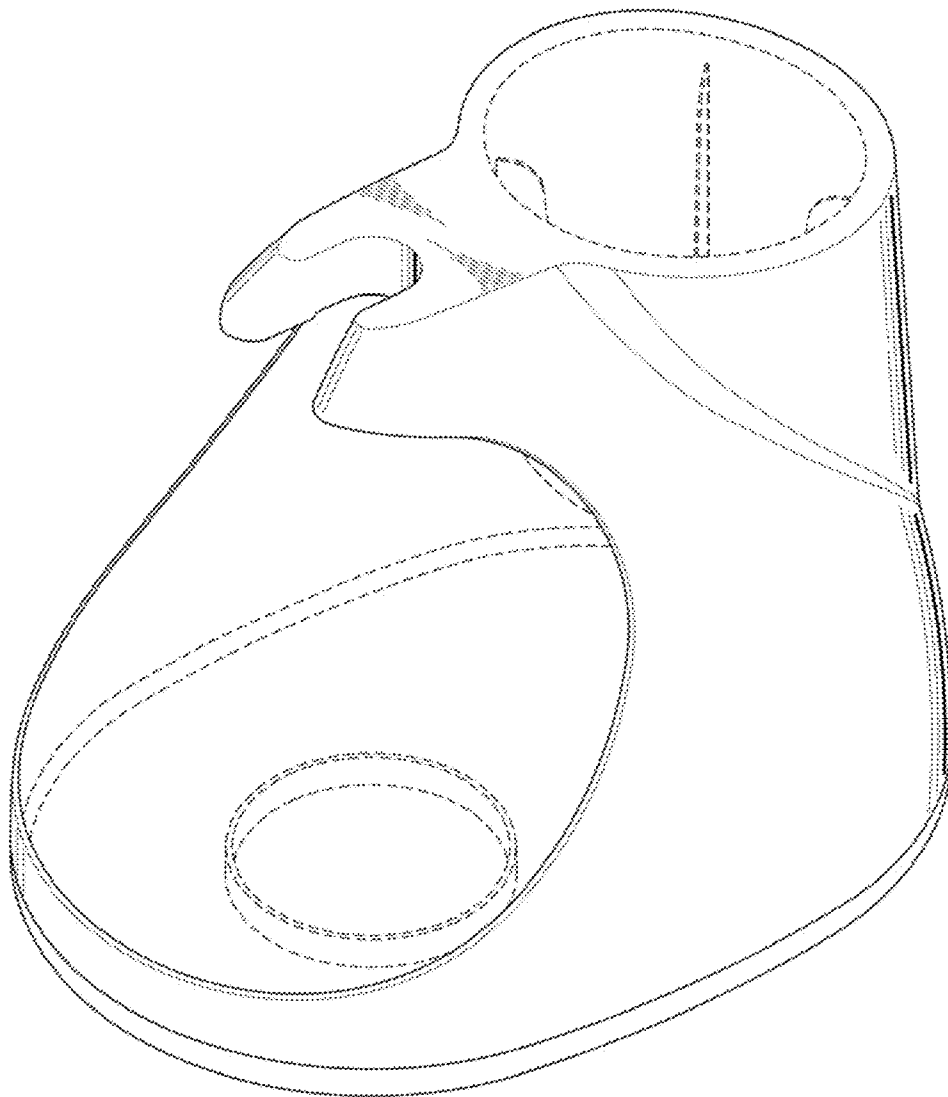


FIG. 1

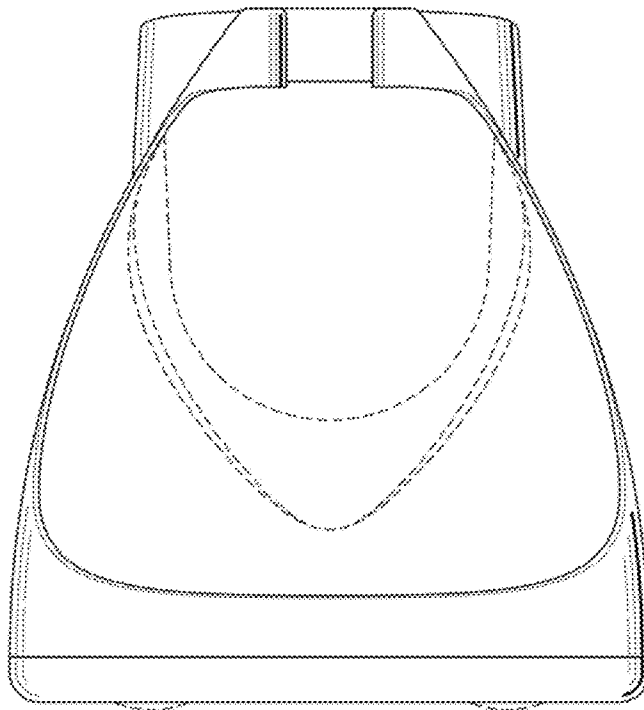


FIG. 2

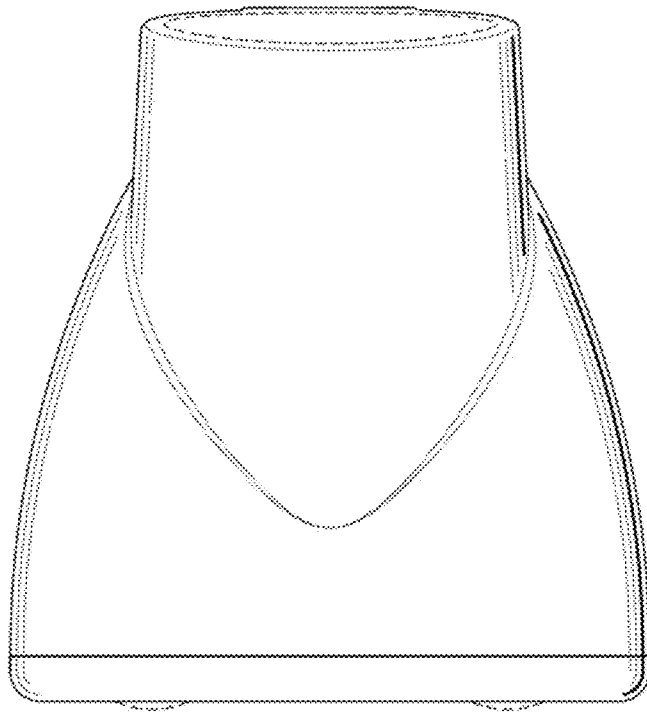


FIG. 3

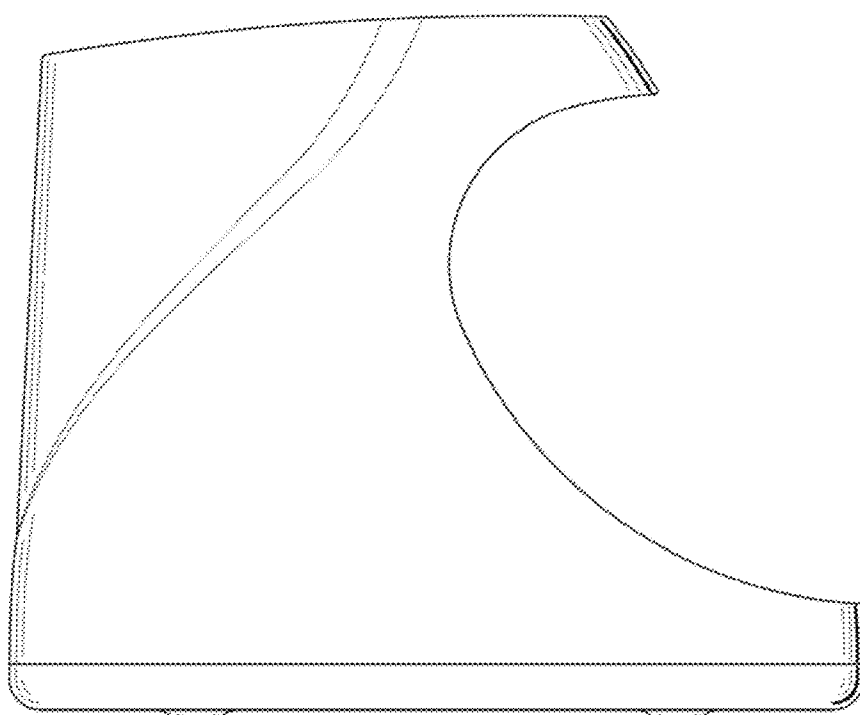


FIG. 4

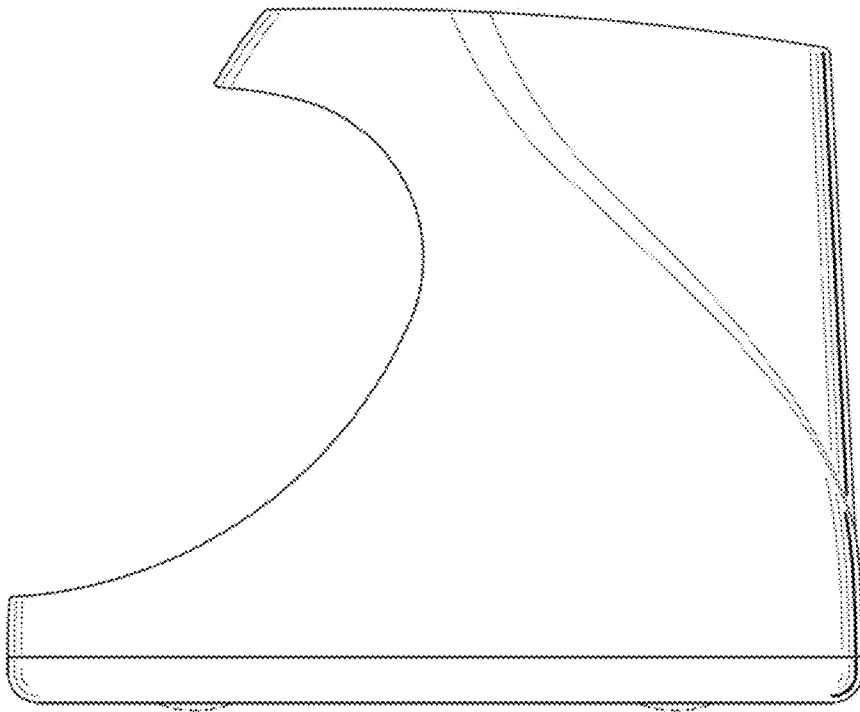


FIG. 5

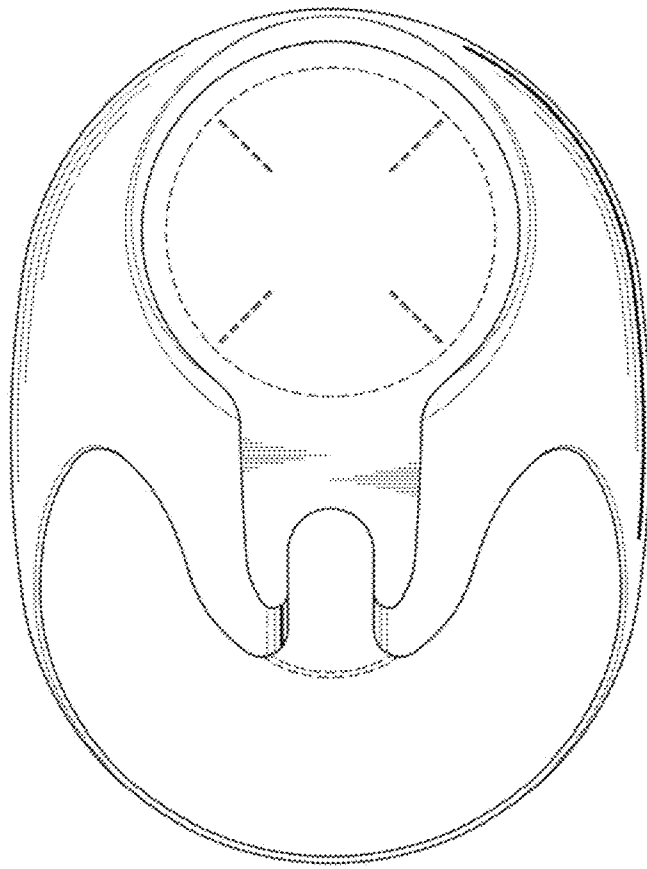


FIG. 6

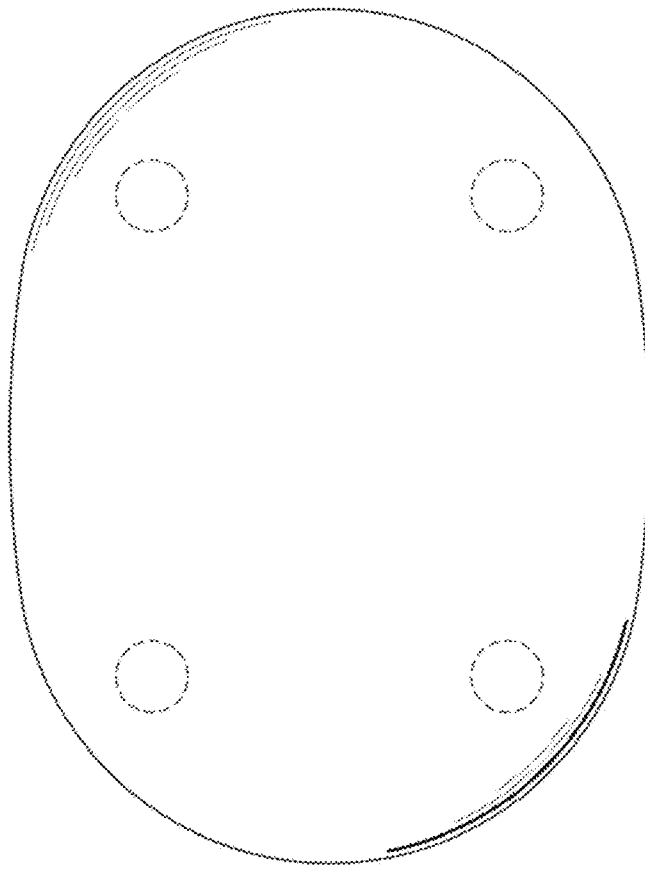


FIG. 7