



US00D701882S

(12) **United States Design Patent**  
**Soegiono et al.**

(10) **Patent No.:** **US D701,882 S**

(45) **Date of Patent:** **\*\* Apr. 1, 2014**

- (54) **DISPLAY SCREEN WITH ICON**
- (71) Applicant: **Microsoft Corporation**, Redmond, WA (US)
- (72) Inventors: **Orry W. Soegiono**, Seattle, WA (US);  
**Sean Wen**, Issaquah, WA (US)
- (73) Assignee: **Microsoft Corporation**, Redmond, WA (US)
- (\*\*) Term: **14 Years**
- (21) Appl. No.: **29/464,265**
- (22) Filed: **Aug. 14, 2013**

D474,197 S	5/2003	Nguyen	
6,697,091 B1 *	2/2004	Rzepkowski et al.	715/835
D492,695 S	7/2004	Suzuki et al.	
D505,135 S	5/2005	Sapp et al.	
D522,559 S	6/2006	Naito et al.	
D526,326 S *	8/2006	Matsumoto	D14/487
D553,148 S *	10/2007	Nijjima	D14/491
D561,193 S	2/2008	O'Mullan et al.	
D592,223 S *	5/2009	Neuhaus	D14/491
D593,107 S	5/2009	Shimoda et al.	
D596,191 S	7/2009	Rath et al.	
D601,165 S	9/2009	Truelove et al.	
D602,033 S	10/2009	Vu et al.	
D606,091 S	12/2009	O'Donnell et al.	
D611,495 S *	3/2010	Choi	D14/492
7,860,536 B2	12/2010	Jobs et al.	
D645,470 S	9/2011	Matas	
D651,613 S	1/2012	Ouilhet	
D667,432 S	9/2012	Phelan	
D667,433 S	9/2012	Phelan	
D669,497 S *	10/2012	Lee et al.	D14/489
D676,458 S *	2/2013	Chaudhri	D14/489
8,370,770 B2	2/2013	Vance et al.	
D680,551 S *	4/2013	Ishii et al.	D14/491

**Related U.S. Application Data**

- (62) Division of application No. 29/428,873, filed on Aug. 3, 2012, now Pat. No. Des. 690,737.
- (51) **LOC (10) Cl.** ..... **14-04**
- (52) **U.S. Cl.**  
USPC ..... **D14/489**
- (58) **Field of Classification Search**  
USPC ..... D14/485-495; D5/30, 41, 63, 65, 66;  
D19/5-8; D20/11; 345/440-442;  
715/211, 215, 706, 719, 733, 763, 770,  
715/773, 777, 779, 782, 783, 786, 792, 793,  
715/809, 810, 835, 846, 867, 976, 977  
See application file for complete search history.

(Continued)

*Primary Examiner* — Karen S Acker

(74) *Attorney, Agent, or Firm* — Banner & Witcoff, Ltd.

(57) **CLAIM**

The ornamental design for a display screen with icon, as shown and described.

**DESCRIPTION**

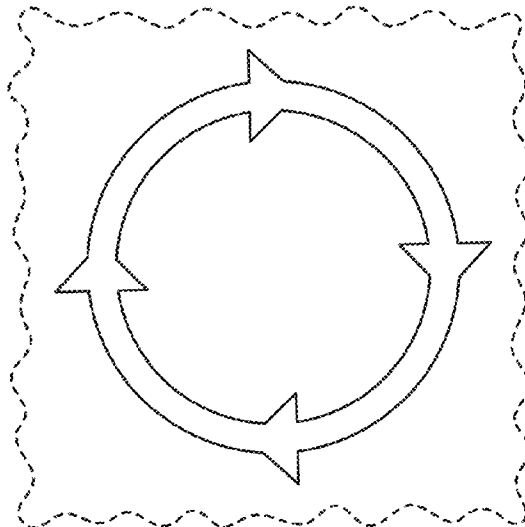
FIG. 1 is a front view of a display screen with icon showing the new design; and,  
 FIG. 2 is a front view of a display screen with icon showing an alternative embodiment of the design of FIG. 1.  
 The broken line showing of the remainder of the display screen is for environmental purposes only and forms no part of the claimed design.

**1 Claim, 2 Drawing Sheets**

(56) **References Cited**

U.S. PATENT DOCUMENTS

5,717,847 A	2/1998	Schulmeiss	
D399,501 S	10/1998	Arora et al.	
5,822,525 A *	10/1998	Tafoya et al.	709/204
6,025,850 A	2/2000	Gupta	
D444,794 S	7/2001	Nashida et al.	



(56)

**References Cited**

U.S. PATENT DOCUMENTS

D681,671 S *	5/2013	Phelan .....	D14/491	D684,190 S *	6/2013	Ridl et al. ....	D14/491
D683,360 S *	5/2013	Phelan et al. ....	D14/491	2005/0216843 A1	9/2005	Masters et al.	
D683,754 S *	6/2013	Phelan .....	D14/489	2005/0240879 A1	10/2005	Law et al.	
				2009/0038644 A1	2/2009	Fauth et al.	

\* cited by examiner

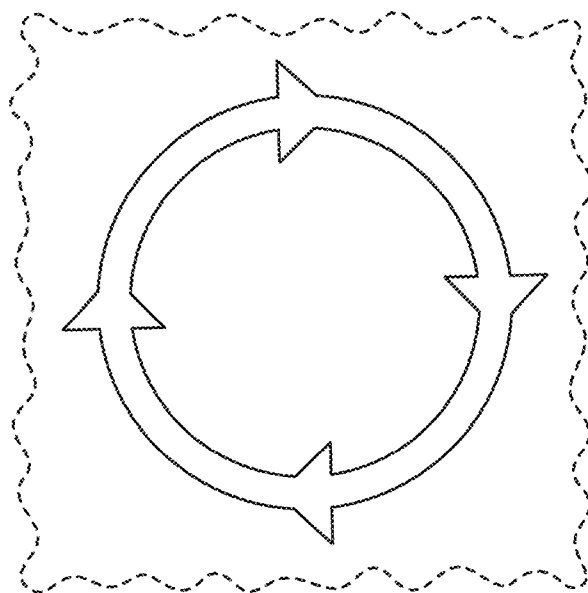


FIG. 1

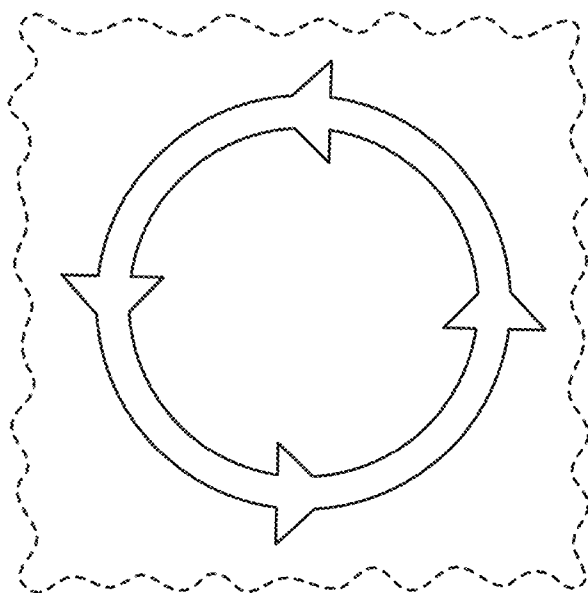


FIG. 2