Feb. 16, 1926. 1,573,244

D. E. HICKEY

RAZOR BLADE

Filed Jan. 5, 1922

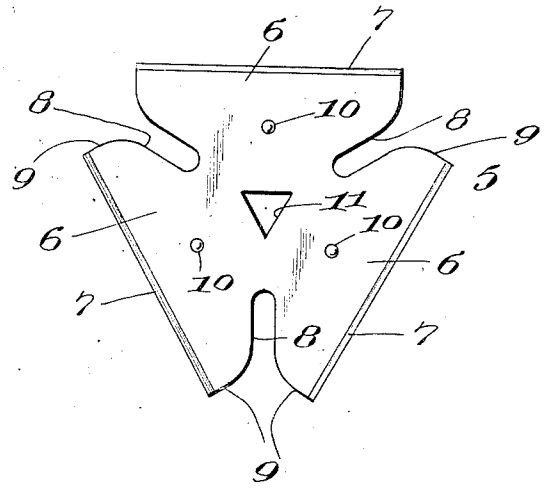

Fig. 1.

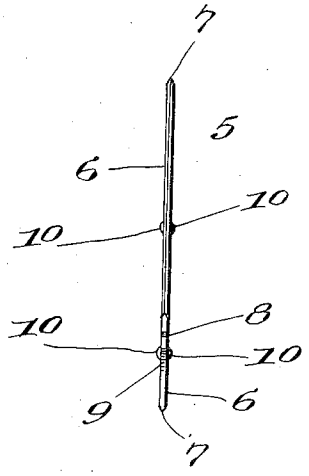

Fig. 3.

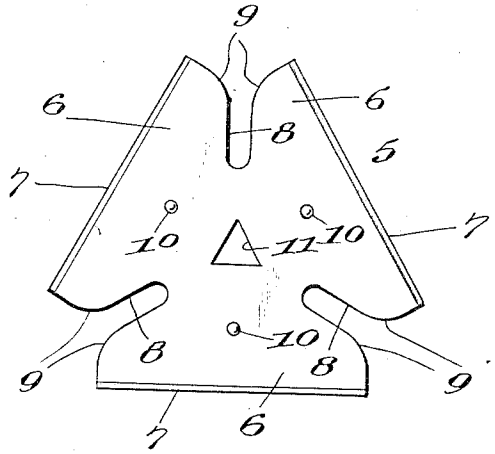

Fig. 2.

Inventor:
Dennis E. Hickey.

By Milo R. Stevens & Co.

Attorneys.

Patented Feb. 16, 1926. 1,573,244

UNITED STATES PATENT OFFICE.

DENNIS E. HICKEY, OF CHICAGO, ILLINOIS.

RAZOR BLADE.

Application filed January 5, 1922. Serial No. 527,130.

To all whom it may concern:

Be it known that I, DENNIS E. HICKEY, a citizen of the United States, residing at Chicago, in the county of Cook and State of Illinois, have invented new and useful Improvements in Razor Blades, of which the following is a specification.

My invention relates to detachable razor blades and more particularly to blades of polygonal design having a plurality of cutting sides.

An important object of the invention is to provide a blade of the above mentioned character, the formation of which is such that one of the cutting sides may be used without danger of the shaver cutting his face on the nether corners of the adjacent cutting sides.

A further object of the invention is to provide a blade of the above mentioned character, the various cutting sides of which may be flexed without bringing their adjacent edges into contact with each other.

A still further object of the invention is to provide a blade which may be readily picked up when lying on a flat surface without cutting the fingers.

These and other objects are attained by means of a novel combination and arrangement of parts to be hereinafter described and claimed, and in order that the same may be better understood, reference is had to the accompanying drawing forming a part of this specification and in which the preferred embodiment of the invention is disclosed.

In the drawings,

Figure 1 is an elevation showing one face of the blade;

Fig. 2 is a similar view showing the other face, and

Fig. 3 is an edge view.

Referring specifically to the drawing, wherein like characters of reference designate like parts throughout the several views, 5 denotes a blade having outwardly directed wings 6, the outer edges 7 of which are sharpened to form cutting surfaces. The blade 5 is made of thin flexible steel so that it may be readily flexed when fitted into a suitable holder or guard. The wings 6 are formed by cutting a diagonal slot 8 inward from each corner of the blade and flaring the same outwardly at the ulterior end thereof as shown at 9, thus giving the wings 6 a bell-shaped configuration, with the side edges thereof approaching the cutting edges at right angles, said side edges and rounded corners being blunt. It will thus be seen that each of the wings 6 may be flexed 25 degrees or more independently of each other without their adjacent edges contacting or coming into such close proximity as to hinder the shaver. The rounded corners and side edges of the wings being blunt, it is unnecessary that the blade holder used be provided with a guard for each wing to prevent accidental cutting of the face by wings not in use, and a holder with but a single guard may be employed.

Each side of the blade 5 has a number of protuberances 10, the same being preferably located, one on either side of each wing 6 and intermediate the interior ends of the adjacent slots 9. By placing these protuberances 10 in a position well back from the cutting edges 7 of the wings the flexing of the wings 6 is not interfered with and the rear portion of each wing is slightly stiffened and strengthened to prevent liability of breakage. These protuberances 10 also serve to elevate the blade from the marble slab or other supporting surface on which it may have been laid and thus permit the same to be readily picked up, the blunt rounded corners 9 and edges of the wings 6 adjacent the cutting edges serving to prevent cutting of the fingers in picking up the blade.

A centrally located and polygonally shaped aperture 11 is provided in the blade to receive the similarly shaped shank of the handle of the razor (not shown) to prevent any turning movement of the same relative to the blade. I have not described or illustrated my razor blade in connection with a handle, clamp plate, etc., since the razor, per se, forms no part of the present invention and any type of razor adapted to receive a polygonally shaped blade may be used.

It will be seen that the slots 8 flare substantially at their outer ends so as to provide a finger receiving means. This permit one's fingers to be conveniently engaged with the blade without the possibility of accidentally cutting the fingers. A second and equally important advantage in flaring the outer ends of the slots resides in the fact that the blade may be readily cleaned. In fact, this construction renders the blade self-cleansing to a high degree.

In other words, lather will not collect and remain in the slots as it would if the slots were enlarged or flared at their inner ends.

It is thus seen that the double purpose served by the flaring of the slots at their outer ends adds greatly to the utility and desirability of the blade.

From the foregoing description taken in connection with the accompanying drawing, the novel and advantageous features of my invention will be apparent, and while I have described the preferred embodiment of my invention, it will be understood that various changes and modifications may be made in the same within the spirit and scope of what is claimed hereinafter.

I claim:

A razor blade comprising an approximately triangular body having the corners thereof formed with slots flared substantially at their outer portions for the reception of one's fingers and defining a plurality of cutting members the side walls of said slots having their inner portions parallel and and their outer portions curved longitudinally and disposed at substantial right angles to the cutting edges of said cutting members, the ends of each cutting member being located beyond and a substantial distance rearwardly of the ends of the adjacent cutting members and projections placed at the centre of each blade upon both sides of the blade for holding the body of the blade in spaced relation to a support so that grasping of the blade is facilitated

In testimony whereof I affix my signature.

DENNIS E. HICKEY.