



US00D738454S

(12) **United States Design Patent**
Smith

(10) **Patent No.:** **US D738,454 S**

(45) **Date of Patent:** **** Sep. 8, 2015**

(54) **FIREARM MAGAZINE**

(71) Applicant: **Myrmidon Industries Inc.,**
Woodbridge, VA (US)

(72) Inventor: **Jason Smith,** Woodbridge, VA (US)

(73) Assignee: **MYRMIDON INDUSTRIES INC.,**
Woodbridge, VA (US)

(**) Term: **15 Years**

(21) Appl. No.: **29/530,755**

(22) Filed: **Jun. 19, 2015**

(51) **LOC (10) Cl.** **22-01**

(52) **U.S. Cl.**
USPC **D22/108**

(58) **Field of Classification Search**
USPC D22/103, 108; D21/572-575;
124/66-67, 74; 42/51, 71.01, 75.01,
42/75.02, 90, 94; 362/110; 89/40.06,
89/37.04, 33.04, 191.01
CPC F41A 9/61; F41A 9/62; F41A 9/63;
F41A 9/64; F41A 9/65; F41A 9/68; F41A
9/69; F41A 9/73; F41A 9/74; F41A 9/75;
F41A 9/79; F41A 9/86

See application file for complete search history.

(56) **References Cited**

U.S. PATENT DOCUMENTS

D593,633 S 6/2009 Fitzpatrick et al.
D593,635 S 6/2009 Fitzpatrick et al.
7,823,312 B2 11/2010 Faifer
D644,291 S * 8/2011 Faifer D22/108
D646,744 S 10/2011 Sullivan et al.

D647,589 S * 10/2011 Rogers et al. D22/108
D677,178 S * 3/2013 Delgado Acarreta D10/46
8,490,311 B2 7/2013 Hogue
8,590,201 B2 11/2013 Brixius
D706,379 S * 6/2014 Iannello et al. D22/108
D725,218 S * 3/2015 Iosilevsky D22/108
D727,456 S * 4/2015 Schefter et al. D22/108
2009/0313873 A1 12/2009 Roth
2010/0281737 A1 11/2010 Cahill
2013/0180143 A1 7/2013 Delgado Acarreta

FOREIGN PATENT DOCUMENTS

WO WO 2011088313 A2 * 7/2011

* cited by examiner

Primary Examiner — Michael A Pratt

(74) *Attorney, Agent, or Firm* — Maier & Maier, PLLC

(57) **CLAIM**

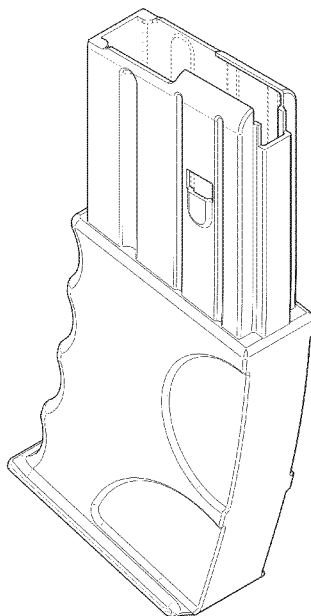
The ornamental design for a firearm magazine, as shown and described.

DESCRIPTION

FIG. 1 is a top-rear-right isometric view of a firearm magazine, showing my design;
FIG. 2 is a bottom-front-left isometric view thereof;
FIG. 3 is a front elevation view thereof;
FIG. 4 is a rear elevation view thereof;
FIG. 5 is a right side elevation view thereof;
FIG. 6 is a left side elevation view thereof;
FIG. 7 is a top plan view thereof; and,
FIG. 8 is a bottom plan view thereof.

The broken line showing in the Figures illustrates portions of the firearm magazine and forms no part of the claimed design.

1 Claim, 6 Drawing Sheets



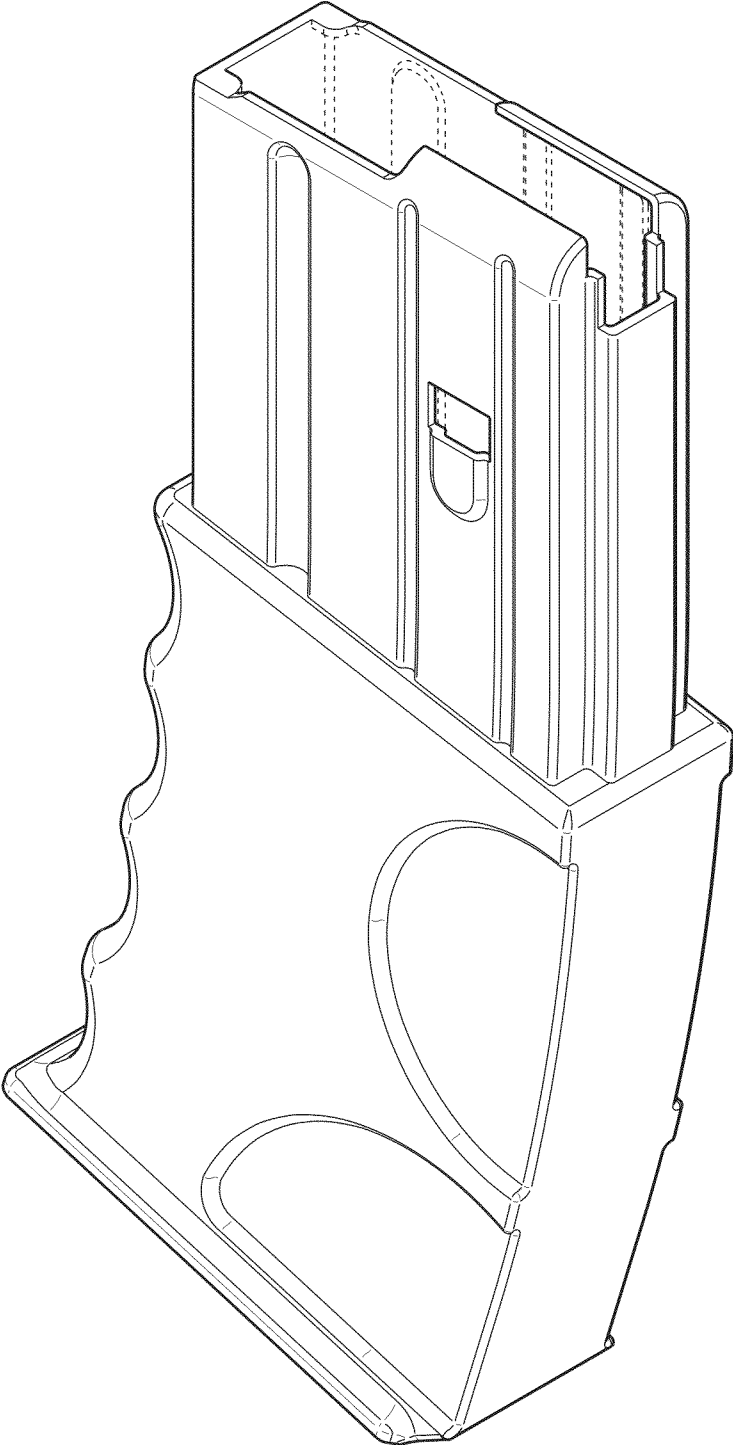


Fig. 1

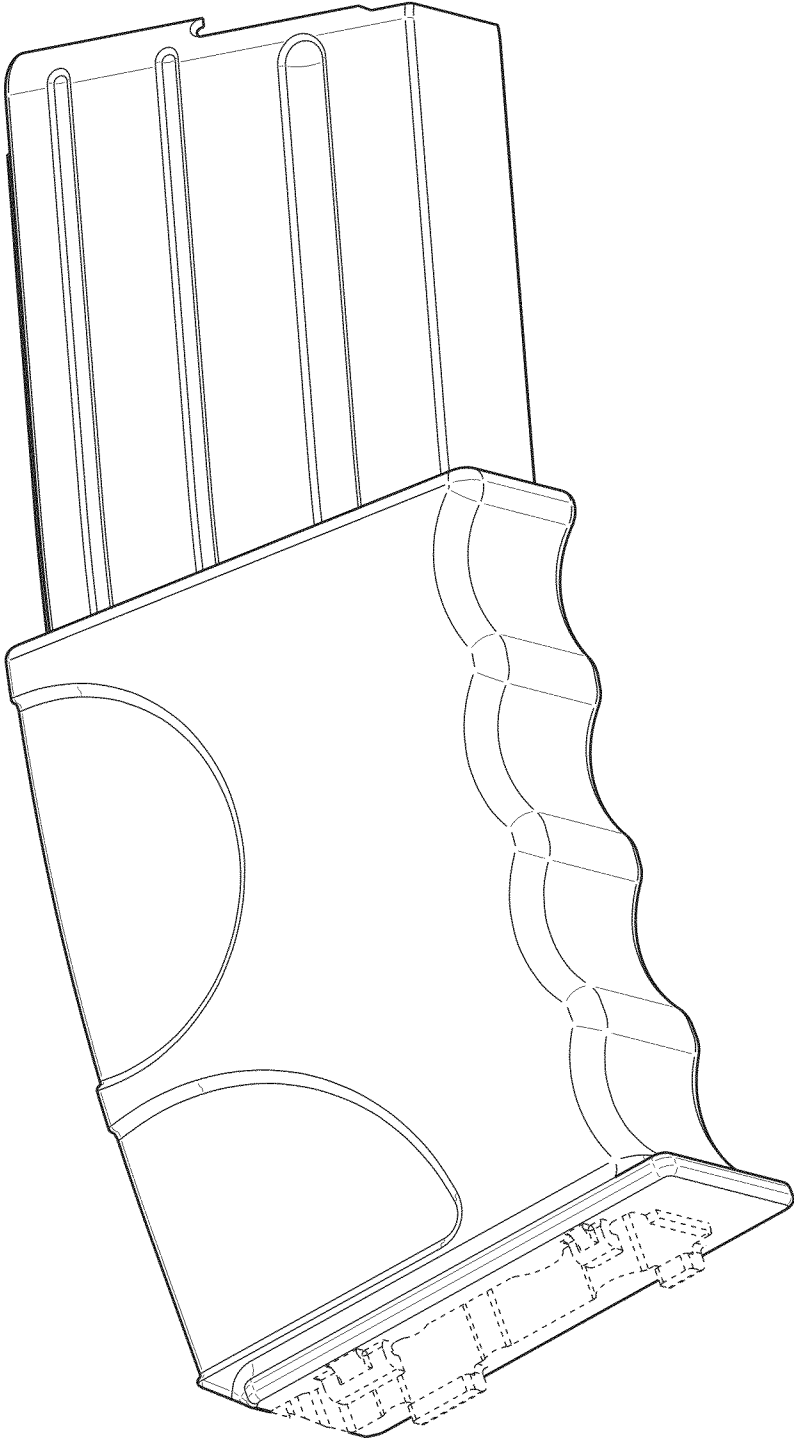


Fig. 2

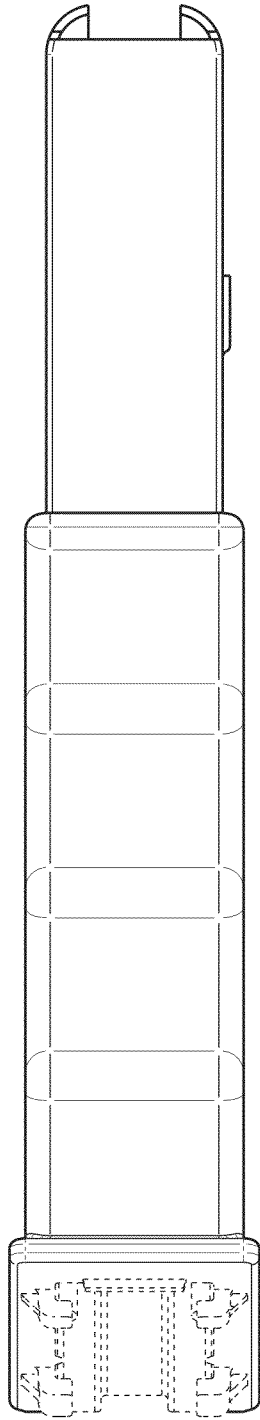


Fig. 3

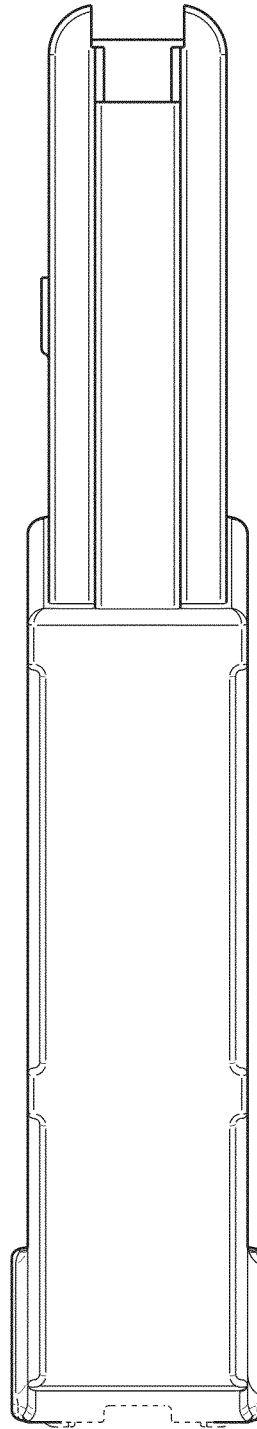


Fig. 4

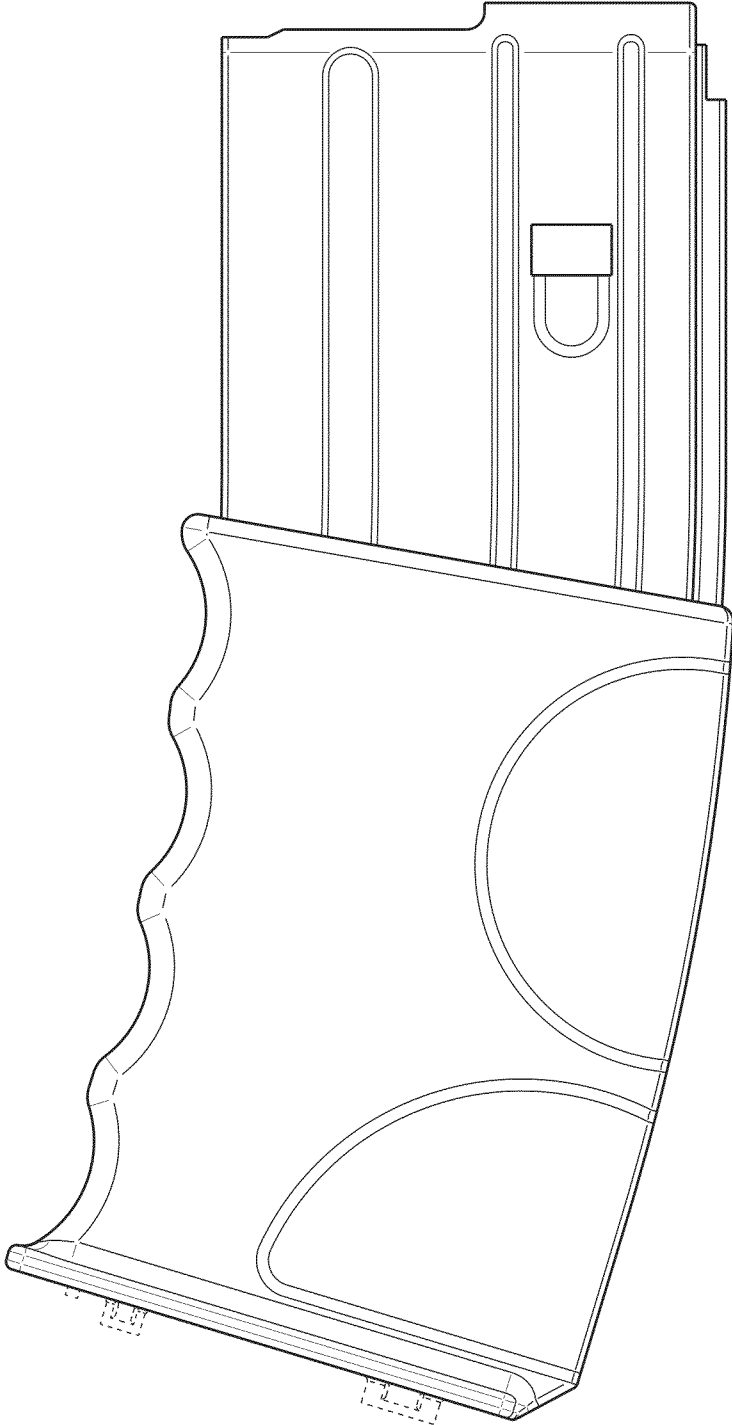


Fig. 5

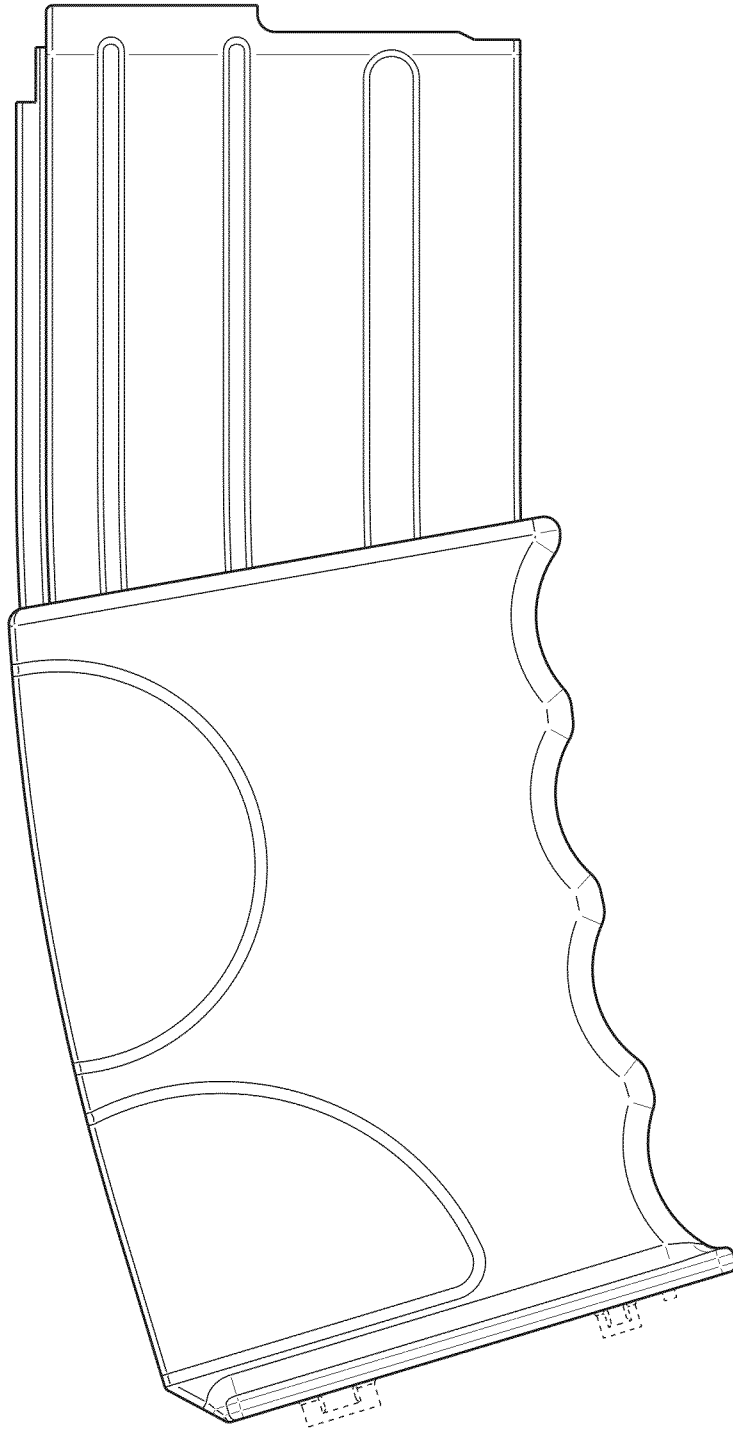


Fig. 6

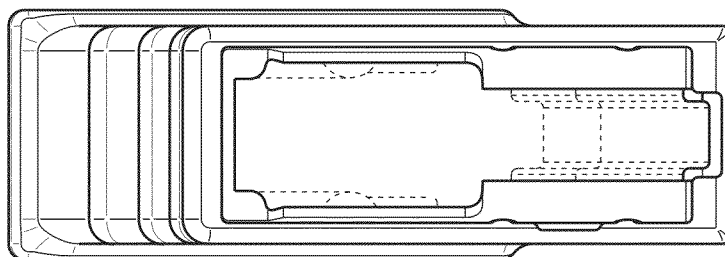


Fig. 7

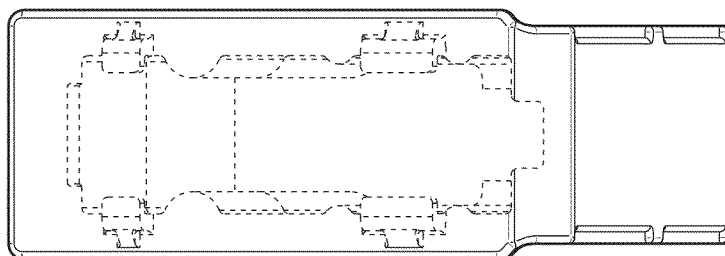


Fig. 8