

(19) World Intellectual Property Organization
International Bureau



(43) International Publication Date
14 February 2002 (14.02.2002)

PCT

(10) International Publication Number
WO 02/12266 A1

(51) International Patent Classification⁷: **C07J 31/00**,
A61K 31/58, C07J 33/00, 71/00, 3/00, A61P 5/44

(74) Agent: **REEVES, Julie, Francis**; GlaxoSmithKline,
Corporate Intellectual Property, Two New Horizons Court,
Brentford, Middlesex, TW8 9EP (GB).

(21) International Application Number: **PCT/GB01/03499**

(22) International Filing Date: **3 August 2001 (03.08.2001)**

(25) Filing Language: **English**

(26) Publication Language: **English**

(30) Priority Data:
0019172.6 **5 August 2000 (05.08.2000)** **GB**
0108800.4 **7 April 2001 (07.04.2001)** **GB**

(71) Applicant (for all designated States except US): **GLAXO
GROUP LIMITED** [GB/GB]; Glaxo Wellcome House,
Berkeley Avenue, Greenford, Middlesex UB6 0NN (GB).

(81) Designated States (national): AE, AG, AL, AM, AT, AU,
AZ, BA, BB, BG, BR, BY, BZ, CA, CH, CN, CO, CR, CU,
CZ, DE, DK, DM, DZ, EC, EE, ES, FI, GB, GD, GE, GH,
GM, HR, HU, ID, IL, IN, IS, JP, KE, KG, KP, KR, KZ, LC,
LK, LR, LS, LT, LU, LV, MA, MD, MG, MK, MN, MW,
MX, MZ, NO, NZ, PL, PT, RO, RU, SD, SE, SG, SI, SK,
SL, TJ, TM, TR, TT, TZ, UA, UG, US, UZ, VN, YU, ZA,
ZW.

(84) Designated States (regional): ARIPO patent (GH, GM,
KE, LS, MW, MZ, SD, SL, SZ, TZ, UG, ZW), Eurasian
patent (AM, AZ, BY, KG, KZ, MD, RU, TJ, TM), European
patent (AT, BE, CH, CY, DE, DK, ES, FI, FR, GB, GR, IE,
IT, LU, MC, NL, PT, SE, TR), OAPI patent (BF, BJ, CF,
CG, CI, CM, GA, GN, GQ, GW, ML, MR, NE, SN, TD,
TG).

(72) Inventors; and

(75) Inventors/Applicants (for US only): **BIGGADIKE,
Keith** [GB/GB]; GlaxoSmithKline, Gunnels Wood Road,
Stevenage, Hertfordshire SG1 2NY (GB). **JONES, Paul**
[GB/GB]; GlaxoSmithKline, Gunnels Woods Road, Steve-
nage, Hertfordshire SG1 2NY (GB). **PAYNE, Jeremy,
John** [GB/GB]; GlaxoSmithKline, Gunnels Wood Road,
Stevenage, Hertfordshire SG1 2NY (GB).

Published:

— with international search report

For two-letter codes and other abbreviations, refer to the "Guid-
ance Notes on Codes and Abbreviations" appearing at the begin-
ning of each regular issue of the PCT Gazette.



WO 02/12266 A1

(54) Title: **17.BETA.-CARBOTHIOATE 17.ALPHA.-ARYLCARBONYLOXYLOXY ANDROSTANE DERIVATIVE AS ANTI-INFLAMMATORY AGENTS**

(57) Abstract: There are provided according to the invention compounds of formula (I) wherein R₁ represents C₁₋₆ alkyl or C₁₋₆ haloalkyl; R₂ represents -C(=O)-aryl or -C(=O)-heteroaryl; R₃ represents hydrogen, methyl (which may be in either the α or β configuration) or methylene; R₄ and R₅ are the same or different and each represents hydrogen or halogen; and ---- represents a single or a double bond; and salts and solvates thereof. There are also provided processes for preparing compounds of formula (I) and use of the compounds in therapy especially in the treatment of inflammatory and allergic conditions.

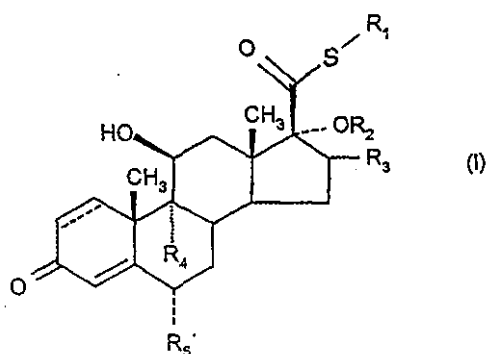
17.BETA.-CARBOTHIOATE 17.ALPHA.-ARYLCARBONYLOXYLOXY ANDROSTANE DERIVATIVE AS
ANTI-INFLAMMATORY AGENTS

The present invention relates to novel anti-inflammatory and anti-allergic compounds of the androstane series and to processes for their preparation. The present invention also relates to pharmaceutical formulations containing the compounds and to therapeutic uses thereof, particularly for the treatment of inflammatory and allergic conditions.

Glucocorticoids which have anti-inflammatory properties are known and are widely used for the treatment of inflammatory disorders or diseases such as asthma and rhinitis. For example, US Patent 4335121 discloses 6 α , 9 α -Difluoro-17 α -(1-oxopropoxy)-11 β -hydroxy-16 α -methyl-3-oxo-androsta-1,4-diene-17 β -carbothioic acid S-fluoromethyl ester (known by the generic name of fluticasone propionate) and derivatives thereof. The use of glucocorticoids generally, and especially in children, has been limited in some quarters by concerns over potential side effects. The side effects that are feared with glucocorticoids include suppression of the Hypothalamic-Pituitary-Adrenal (HPA) axis, effects on bone growth in children and on bone density in the elderly, ocular complications (cataract formation and glaucoma) and skin atrophy. Certain glucocorticoid compounds also have complex paths of metabolism wherein the production of active metabolites may make the pharmacodynamics and pharmacokinetics of such compounds difficult to understand. Whilst the modern steroids are very much safer than those originally introduced it remains an object of research to produce new molecules which have excellent anti-inflammatory properties, with predictable pharmacokinetic and pharmacodynamic properties, with an attractive side effect profile, and with a convenient treatment regime.

We have identified a novel series of glucocorticoids, which substantially meets these objectives.

Thus, according to one aspect of the invention, there is provided a compound of formula (I)



wherein

R_1 represents C_{1-8} alkyl or C_{1-8} haloalkyl;

5 R_2 represents $-C(=O)-\text{aryl}$ or $-C(=O)-\text{heteroaryl}$;

R_3 represents hydrogen, methyl (which may be in either the α or β configuration) or methylene;

R_4 and R_5 are the same or different and each represents hydrogen or halogen; and

----- represents a single or a double bond;

10 and salts and solvates thereof.

References to the term "aryl" include references to phenyl which may be optionally substituted with one or more substituents.

15 References to the term "heteroaryl" include references to 5 or 6 membered heterocyclic aromatic rings containing 1-3 hetero atoms selected from N, O and S (e.g. pyridinyl, pyrimidinyl, thienyl (eg thien-2-yl or thien-3-yl), furanyl (eg furan-2-yl or furan-3-yl), pyrrolyl (eg 1H-pyrrol-2-yl), oxazolyl, thiadiazolyl (eg 1,2,3-thiadiazol-5-yl, 1,2,5-thiadiazol-3-yl or 1,2,3-thiadiazol-4-yl)). In one respect the heterocycle is

20 preferably thiophenyl, pyrrolyl or furanyl, more preferably thiophenyl or furanyl. Further examples include thiazolyl (eg 1,3-thiazolyl-5-yl or 1,3-thiazolyl-4-yl), isoxazolyl (eg isoxazol-5-yl or isoxazol-4-yl), isothiazolyl (eg isothiazol-3-yl or isothiazol-5-yl), pyrazolyl (eg 1H-pyrazol-5-yl) and imidazolyl (eg 1H-imidazol-5-yl).

25 All of the previously named heterocycles may be optionally substituted with one or more (e.g. 1 or 2) substituents.

Examples of substituents for aryl and heteroaryl include C₁₋₆ alkyl (e.g. methyl) or halogen (e.g. chlorine or bromine). Other examples include C₁₋₆ alkoxy (e.g. methoxy or ethoxy).

- 5 Examples of substituted furanyl include 3-Me-furan-2-yl, 5-Br-furan-2-yl, 2-Me-furan-3-yl and 2,5-diMe-furan-3-yl. Examples of substituted thienyl include 3-Me-thien-2-yl, 5-Me-thien-2-yl, 5-Cl-thien-2-yl, 3-Cl-thien-2-yl, 3-Br-thien-2-yl, 3-Ethoxy-thien-2-yl, 4-methoxy-thien-3-yl, 2,5-diCl-thien-3-yl and 4-methoxy-5-Cl-thien-3-yl. Examples of substituted pyrrolyl include 1-Me-1H-pyrrol-2-yl. Examples of substituted thiazolyl
- 10 include 4-Me-1,3-thiazol-5-yl, 2,4-diMe-1,3-thiazol-5-yl and 2-Me-1,3-thiazol-4-yl. Examples of substituted thiadiazolyl include 4-Me-1,2,3-thiadiazol-5-yl. Examples of substituted isoxazolyl include 3-Me-isoxazol-5-yl, 5-Me-isoxazol-3-yl, 5-Me-isoxazol-4-yl and 3,5-diMe-isoxazol-4-yl. Examples of substituted pyrazolyl include 1,3-diMe-1H-pyrazol-5-yl and 1-Et-3-Me-1H-pyrazol-5-yl. Examples of substituted imidazolyl
- 15 include 1-Me-1H-imidazol-5-yl.

Examples of solvates include hydrates.

- Examples of salts of compounds of formula (I) include physiologically acceptable
- 20 salts which may be formed with basic compounds (such as when heteroaryl is basic) eg. acetate, benzoate, citrate, succinate, lactate, tartrate, fumarate and maleate.

- References hereinafter to a compound according to the invention includes both compounds of formula (I) and salts and solvates thereof, particularly
- 25 pharmaceutically acceptable salts and solvates.

It will be appreciated that the invention includes within its scope all stereoisomers of the compounds of formula (I) and mixtures thereof.

- Preferably, the absolute stereochemistry will be as shown in the representation of
- 30 compounds of formula (I).

- Examples of C₁₋₆ haloalkyl that R₁ may represent include C₁₋₆ alkyl substituted by 1-3 halogen atoms, preferably 1 halogen atom. Preferred halogen atoms are selected from bromine, chlorine and fluorine. Examples of C₁₋₆alkyl that R₁ may represent
- 35 include methyl.

We prefer R_1 to represent fluoromethyl, chloromethyl, bromomethyl or 2'-fluoroethyl, especially fluoromethyl.

We prefer R_2 to represent $-C(=O)$ -heteroaryl. Preferably the heteroaryl is a 5-membered heterocyclic aromatic ring containing 1 to 3 heteroatoms selected from O, N and S which may optionally be substituted. In one respect, preferably heteroaryl represents furanyl, pyrrolyl or thiophenyl, more preferably furanyl or thiophenyl eg 2-furanyl, 3-furanyl, 2-thiophenyl or 3-thiophenyl, especially furanyl, particularly 2-furanyl. However it may also be preferred that heteroaryl represents pyrrolyl or thiophenyl, more preferably thiophenyl eg 2-thiophenyl or 3-thiophenyl which pyrrolyl or thiophenyl may be optionally substituted.

Of particular interest are compounds in which the heteroaryl is a 5-membered heterocyclic aromatic ring containing 2 heteroatoms selected from O, N and S. Thus a further set of preferred compounds is that in which R_2 represents optionally substituted thiazolyl. A further set of preferred compounds is that in which R_2 represents optionally substituted isothiazolyl. A further set of preferred compounds is that in which R_2 represents optionally substituted pyrazolyl. A further set of preferred compounds is that in which R_2 represents optionally substituted isoxazolyl. A further set of preferred compounds is that in which R_2 represents optionally substituted isothiazolyl. A further set of preferred compounds is that in which R_2 represents optionally substituted imidazolyl.

Of particular interest is compounds in which the heteraryl is a 5-membered heterocyclic aromatic ring containing 3 heteroatoms selected from O, N and S. Thus a further set of preferred compounds is that in which R_2 represents optionally substituted thiadiazolyl.

Compounds in which R_2 represents $-C(=O)$ -aryl (preferably aryl represents phenyl) are also of particular interest.

We prefer R_3 to represent methyl, especially methyl in the α configuration. Compounds in which R_3 represents methyl in the β configuration are also of particular interest.

Compounds of formula (I) in which R_4 and R_5 , which can be the same or different, each represents hydrogen, fluorine or chlorine, particularly hydrogen or fluorine, are preferred. Especially preferred are compounds in which both R_4 and R_5 are fluorine.

- 5 Preferably, --- represents a double bond. Compounds in which --- represents a single bond are also of particular interest.

A particularly preferred group of compounds of the present invention are compounds of formula (I) in which R_1 is fluoromethyl; R_2 is -C(=O)-2-furanyl ; R_3 is methyl; R_4 and
 10 R_5 , which can be the same or different, each represents hydrogen or fluorine, especially fluorine, and --- represents a single or a double bond.

It is to be understood that the present invention covers all combinations of particularly and preferred groups referred to hereinabove.

15

Preferred compounds of formula (I) include:

- 6 α ,9 α -Difluoro-17 α -[(2-furanylcabonyl)oxy]-11 β -hydroxy-16 α -methyl-3-oxo-androsta-1,4-diene-17 β -carbothioic acid S-fluoromethyl ester;
 6 α ,9 α -Difluoro-17 α -[(3-furanylcabonyl)oxy]-11 β -hydroxy-16 α -methyl-3-oxo-
 20 androsta-1,4-diene-17 β -carbothioic acid S-fluoromethyl ester;
 6 α ,9 α -Difluoro-11 β -hydroxy-16 α -methyl-3-oxo-17 α -[(2-thienylcarbonyl)oxy]-androsta-1,4-diene-17 β -carbothioic acid S-fluoromethyl ester;
 6 α ,9 α -Difluoro-11 β -hydroxy-16 α -methyl-3-oxo-17 α -[(3-thienylcarbonyl)oxy]-androsta-1,4-diene-17 β -carbothioic acid S-fluoromethyl ester;
 25 17 α -(Benzoyl)oxy-6 α ,9 α -Difluoro-11 β -hydroxy-16 α -methyl-3-oxo-androsta-1,4-diene-17 β -carbothioic acid S-fluoromethyl ester;
 9 α -Fluoro-17 α -[(2-furanylcabonyl)oxy]-11 β -hydroxy-16 β -methyl-3-oxo-androsta-1,4-diene-17 β -carbothioic acid S-fluoromethyl ester; and
 6 α ,9 α -Difluoro-17 α -[(2-furanylcabonyl)oxy]-11 β -hydroxy-16 α -methyl-3-oxo-androst-
 30 4-ene-17 β -carbothioic acid S-fluoromethyl ester
 or a salt or solvate thereof.

Particularly preferred compounds of formula (I) include:

- 6 α ,9 α -Difluoro-17 α -[(2-furanylcabonyl)oxy]-11 β -hydroxy-16 α -methyl-3-oxo-androsta-1,4-diene-17 β -carbothioic acid S-fluoromethyl ester;
- 6 α ,9 α -Difluoro-17 α -[(3-furanylcabonyl)oxy]-11 β -hydroxy-16 α -methyl-3-oxo-androsta-1,4-diene-17 β -carbothioic acid S-fluoromethyl ester;
- 5 6 α ,9 α -Difluoro-11 β -hydroxy-16 α -methyl-3-oxo-17 α -[(2-thienylcarbonyl)oxy]-androsta-1,4-diene-17 β -carbothioic acid S-fluoromethyl ester;
- 6 α ,9 α -Difluoro-11 β -hydroxy-16 α -methyl-3-oxo-17 α -[(3-thienylcarbonyl)oxy]-androsta-1,4-diene-17 β -carbothioic acid S-fluoromethyl ester;
- 6 α ,9 α -Difluoro-17 α -[(2-furanylcabonyl)oxy]-11 β -hydroxy-16 α -methyl-3-oxo-androst-
10 4-ene-17 β -carbothioic acid S-fluoromethyl ester
or a salt or solvate thereof.

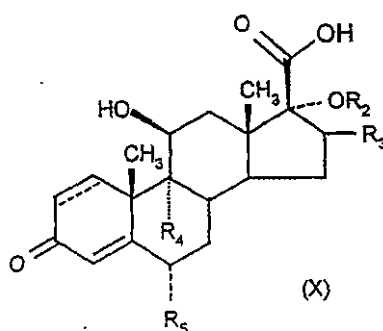
The compounds named as Examples 8-43 are also of particular interest, especially Examples 8-22 and 24-43, most especially examples 8-9, 11-13, 15-22 and 24-43.

15

- The compounds of formula (I) have potentially beneficial anti-inflammatory or anti-allergic effects, particularly upon topical administration, demonstrated by, for example, their ability to bind to the glucocorticoid receptor and to illicit a response via that receptor. Hence, the compounds of formula (I) are useful in the treatment of
20 inflammatory and/or allergic disorders.

- Compounds of formula (I) are predicted to undergo highly efficient hepatic metabolism to yield the corresponding 17- β carboxylic acid (X) in which R₂, R₄ and are as defined above as the sole major metabolite in rat and human *in vitro*
25 systems. We have established that this is the case for Example 1 and metabolite (X) for Example 1 has been synthesised and demonstrated to be >1000 fold less active than the parent compound in *in vitro* functional glucocorticoid agonist assays. Analogues of (X) wherein R₂ represents a group other than 2-furanylcabonyl are expected also to have very low activity.

30



This efficient hepatic metabolism is reflected by *in vivo* data in the rat for certain examples, which have demonstrated plasma clearance at a rate approaching hepatic blood flow (Examples 1, 4, 19, 24, 25 and 28) and an oral bioavailability of <1%, consistent with extensive first-pass metabolism (Example 1).

In vitro metabolism studies in human hepatocytes have demonstrated that Example 1 is metabolised in an identical manner to fluticasone propionate but that conversion of Example 1 to the inactive acid metabolite occurs approximately 5-fold more rapidly than with fluticasone propionate. This very efficient hepatic inactivation would be expected to minimise systemic exposure in man leading to an improved safety profile.

Inhaled steroids are also absorbed through the lung and this route of absorption makes a significant contribution to systemic exposure. Reduced lung absorption could therefore provide an improved safety profile. Studies with Example 1 have shown significantly lower exposure to Example 1 than with fluticasone propionate after dry powder delivery to the lungs of anaesthetised pigs.

An improved safety profile is believed to allow the compounds of formula (I) to demonstrate the desired anti-inflammatory effects when administered once-per day. Once-per-day dosing is considered to be significantly more convenient to patients than the twice-per day dosing regime that is normally employed for fluticasone propionate.

Examples of disease states in which the compounds of the invention have utility include skin diseases such as eczema, psoriasis, allergic dermatitis neurodermatitis, pruritis and hypersensitivity reactions; inflammatory conditions of the nose, throat or lungs such as asthma (including allergen-induced asthmatic reactions), rhinitis

(including hayfever), nasal polyps, chronic obstructive pulmonary disease, interstitial lung disease, and fibrosis; inflammatory bowel conditions such as ulcerative colitis and Crohn's disease; and auto-immune diseases such as rheumatoid arthritis.

- 5 Compounds of the invention may also have use in the treatment of conjunctiva and conjunctivitis.

It will be appreciated by those skilled in the art that reference herein to treatment extends to prophylaxis as well as the treatment of established conditions.

10

As mentioned above, compounds of formula (I) are useful in human or veterinary medicine, in particular as anti-inflammatory and anti-allergic agents.

- 15 There is thus provided as a further aspect of the invention a compound of formula (I) or a physiologically acceptable salt or solvate thereof for use in human or veterinary medicine, particularly in the treatment of patients with inflammatory and/or allergic conditions.

- 20 According to another aspect of the invention, there is provided the use of a compound of formula (I) or physiologically acceptable salt or solvate thereof for the manufacture of a medicament for the treatment of patients with inflammatory and/or allergic conditions.

- 25 In a further or alternative aspect, there is provided a method for the treatment of a human or animal subject with an inflammatory and/or allergic condition, which method comprises administering to said human or animal subject an effective amount of a compound of formula (I) or physiologically acceptable salt or solvate thereof.

- 30 The compounds according to the invention may be formulated for administration in any convenient way, and the invention therefore also includes within its scope pharmaceutical compositions comprising a compound of formula (I) or physiologically acceptable salt or solvate thereof together, if desirable, in admixture with one or more physiologically acceptable diluents or carriers.

Further, there is provided a process for the preparation of such pharmaceutical compositions which comprises mixing the ingredients.

The compounds according to the invention may, for example, be formulated for oral,
5 buccal, sublingual, parenteral, local or rectal administration, especially local administration.

Local administration as used herein, includes administration by insufflation and inhalation. Examples of various types of preparation for local administration include
10 ointments, lotions, creams, gels, foams, preparations for delivery by transdermal patches, powders, sprays, aerosols, capsules or cartridges for use in an inhaler or insufflator or drops (e.g. eye or nose drops), solutions/suspensions for nebulisation, suppositories, pessaries, retention enemas and chewable or suckable tablets or pellets (e.g. for the treatment of aphthous ulcers) or liposome or microencapsulation
15 preparations.

Advantageously compositions for topical administration to the lung include dry powder compositions and spray compositions.

20 Dry powder compositions for topical delivery to the lung may, for example, be presented in capsules and cartridges for use in an inhaler or insufflator of, for example, gelatine. Formulations generally contain a powder mix for inhalation of the compound of the invention and a suitable powder base such as lactose or starch. Each capsule or cartridge may generally contain between 20 μ g-10mg of the
25 compound of formula (I). Alternatively, the compound of the invention may be presented without excipients. Packaging of the formulation may be suitable for unit dose or multi-dose delivery. In the case of multi-dose delivery, the formulation can be pre-metered (eg. as in Diskus, see GB 2242134 or Diskhaler, see GB 2178965, 2129691 and 2169265) or metered in use (eg. as in Turbuhaler, see EP 69715). An
30 example of a unit-dose device is Rotahaler (see GB 2064336). The Diskus inhalation device comprises an elongate strip formed from a base sheet having a plurality of recesses spaced along its length and a lid sheet hermetically but peelably sealed thereto to define a plurality of containers, each container having therein an inhalable formulation containing a compound of formula (I) preferably combined with lactose.
35 Preferably, the strip is sufficiently flexible to be wound into a roll. The lid sheet and

base sheet will preferably have leading end portions which are not sealed to one another and at least one of the said leading end portions is constructed to be attached to a winding means. Also, preferably the hermetic seal between the base and lid sheets extends over their whole width. The lid sheet may preferably be
5 peeled from the base sheet in a longitudinal direction from a first end of the said base sheet.

Spray compositions may for example be formulated as aqueous solutions or suspensions or as aerosols delivered from pressurised packs, such as a metered
10 dose inhaler, with the use of a suitable liquefied propellant. Aerosol compositions suitable for inhalation can be either a suspension or a solution and generally contain the compound of formula (I) and a suitable propellant such as a fluorocarbon or hydrogen-containing chlorofluorocarbon or mixtures thereof, particularly hydrofluoroalkanes, especially 1,1,1,2-tetrafluoroethane, 1,1,1,2,3,3,3-heptafluoro-n-
15 propane or a mixture thereof. The aerosol composition may optionally contain additional formulation excipients well known in the art such as surfactants e.g. oleic acid or lecithin and cosolvents e.g. ethanol. One example formulation is excipient free and consists essentially of (eg consists of) a compound of formula (I) (optionally together with another active ingredient) and a propellant selected from 1,1,1,2-
20 tetrafluoroethane, 1,1,1,2,3,3,3-heptafluoro-n-propane and mixture thereof. Another example formulation comprises particulate compound of formula (I), a propellant selected from 1,1,1,2-tetrafluoroethane, 1,1,1,2,3,3,3-heptafluoro-n-propane and mixture thereof and a suspending agent which is soluble in the propellant eg an oligolactic acid or derivative thereof as described in WO94/21229. The preferred
25 propellant is 1,1,1,2-tetrafluoroethane. Pressurised formulations will generally be retained in a canister (eg an aluminium canister) closed with a valve (eg a metering valve) and fitted into an actuator provided with a mouthpiece.

Medicaments for administration by inhalation desirably have a controlled particle size.
30 The optimum particle size for inhalation into the bronchial system is usually 1-10 μ m, preferably 2-5 μ m. Particles having a size above 20 μ m are generally too large when inhaled to reach the small airways. To achieve these particle sizes the particles of compound of formula (I) as produced may be size reduced by conventional means eg. by micronisation. The desired fraction may be separated out by air classification
35 or sieving. Preferably, the particles will be crystalline, prepared for example by a

process which comprises mixing in a continuous flow cell in the presence of ultrasonic radiation a flowing solution of compound of formula (I) as medicament in a liquid solvent with a flowing liquid antisolvent for said medicament (eg as described in International Patent Application PCT/GB99/04368) or else by a process which

5 comprises admitting a stream of solution of the substance in a liquid solvent and a stream of liquid antisolvent for said substance tangentially into a cylindrical mixing chamber having an axial outlet port such that said streams are thereby intimately mixed through formation of a vortex and precipitation of crystalline particles of the substance is thereby caused (eg as described in International Patent Application

10 PCT/GB00/04327). When an excipient such as lactose is employed, generally, the particle size of the excipient will be much greater than the inhaled medicament within the present invention. When the excipient is lactose it will typically be present as milled lactose, wherein not more than 85% of lactose particles will have a MMD of 60-90 μ m and not less than 15% will have a MMD of less than 15 μ m.

15

Formulations for administration topically to the nose include pressurised aerosol formulations and aqueous formulations administered to the nose by pressurised pump.

20 Aqueous formulations for administration to the lung or nose may be provided with conventional excipients such as buffering agents, tonicity modifying agents and the like. Aqueous formulations may also be administered to the nose by nebulisation.

Other possible presentations include the following:

25

Ointments, creams and gels, may, for example, be formulated with an aqueous or oily base with the addition of suitable thickening and/or gelling agent and/or solvents. Such bases may thus, for example, include water and/or an oil such as liquid paraffin or a vegetable oil such as arachis oil or castor oil, or a solvent such as polyethylene

30 glycol. Thickening agents and gelling agents which may be used according to the nature of the base include soft paraffin, aluminium stearate, cetostearyl alcohol, polyethylene glycols, woolfat, beeswax, carboxypolymethylene and cellulose derivatives, and/or glyceryl monostearate and/or non-ionic emulsifying agents.

Lotions may be formulated with an aqueous or oily base and will in general also contain one or more emulsifying agents, stabilising agents, dispersing agents, suspending agents or thickening agents.

- 5 Powders for external application may be formed with the aid of any suitable powder base, for example, talc, lactose or starch. Drops may be formulated with an aqueous or non-aqueous base also comprising one or more dispersing agents, solubilising agents, suspending agents or preservatives.

- 10 If appropriate, the formulations of the invention may be buffered by the addition of suitable buffering agents.

- The proportion of the active compound of formula (I) in the local compositions according to the invention depends on the precise type of formulation to be prepared
15 but will generally be within the range of from 0.001 to 10% by weight. Generally, however for most types of preparations advantageously the proportion used will be within the range of from 0.005 to 1% and preferably 0.01 to 0.5%. However, in powders for inhalation or insufflation the proportion used will usually be within the range of from 0.1 to 5%.

- 20 Aerosol formulations are preferably arranged so that each metered dose or "puff" of aerosol contains 1 μ g-2000 μ g eg 20 μ g-2000 μ g, preferably about 20 μ g-500 μ g of a compound of formula (I). Administration may be once daily or several times daily, for example 2, 3, 4 or 8 times, giving for example 1, 2 or 3 doses each time. Preferably
25 the compound of formula (I) is delivered once or twice daily, especially once per day. The overall daily dose with an aerosol will typically be within the range 10 μ g-10mg eg 100 μ g-10mg preferably, 200 μ g-2000 μ g.

- Topical preparations may be administered by one or more applications per day to the
30 affected area; over skin areas occlusive dressings may advantageously be used. Continuous or prolonged delivery may be achieved by an adhesive reservoir system.

- For internal administration the compounds according to the invention may, for example, be formulated in conventional manner for oral, parenteral or rectal
35 administration. Formulations for oral administration include syrups, elixirs, powders,

granules, tablets and capsules which typically contain conventional excipients such as binding agents, fillers, lubricants, disintegrants, wetting agents, suspending agents, emulsifying agents, preservatives, buffer salts, flavouring, colouring and/or sweetening agents as appropriate. Dosage unit forms are, however, preferred as
5 described below.

Preferred forms of preparation for internal administration are dosage unit forms i.e. tablets and capsules. Such dosage unit forms contain from 0.1mg to 20mg preferably from 2.5 to 10mg of the compounds of the invention.

10

The compounds according to the invention may in general may be given by internal administration in cases where systemic adreno-cortical therapy is indicated.

In general terms preparations, for internal administration may contain from 0.05 to
15 10% of the active ingredient dependent upon the type of preparation involved. The daily dose may vary from 0.1mg to 60mg, e.g. 5-30mg, dependent on the condition being treated, and the duration of treatment desired.

Slow release or enteric coated formulations may be advantageous, particularly for the
20 treatment of inflammatory bowel disorders.

The pharmaceutical compositions according to the invention may also be used in combination with another therapeutically active agent, for example, a β_2 adrenoreceptor agonist, an anti-histamine or an anti-allergic. The invention thus
25 provides, in a further aspect, a combination comprising a compound of formula (I) or a physiologically acceptable salt or solvate thereof together with another therapeutically active agent, for example, a β_2 -adrenoreceptor agonist, an anti-histamine or an anti-allergic.

30 Examples of β_2 -adrenoreceptor agonists include salmeterol (eg as racemate or a single enantiomer such as the R-enantiomer), salbutamol, formoterol, salmefamol, fenoterol or terbutaline and salts thereof, for example the xinafoate salt of salmeterol, the sulphate salt or free base of salbutamol or the fumarate salt of formoterol. Examples of anti-histamines include methapyrilene or loratadine.

35

Other suitable combinations include, for example, other anti-inflammatory agents eg. NSAIDs (eg. sodium cromoglycate, nedocromil sodium, PDE4 inhibitors, leukotriene antagonists, iNOS inhibitors, tryptase and elastase inhibitors, beta-2 integrin antagonists and adenosine 2a agonists)) or antiinfective agents (eg. antibiotics, 5 antivirals).

Of particular interest is use of the compounds of formula (I) in combination with a phosphodiesterase 4 (PDE4) inhibitor. The PDE4-specific inhibitor useful in this aspect of the invention may be any compound that is known to inhibit the PDE4 10 enzyme or which is discovered to act as a PDE4 inhibitor, and which are only PDE4 inhibitors, not compounds which inhibit other members of the PDE family as well as PDE4. Generally it is preferred to use a PDE4 inhibitor which has an IC₅₀ ratio of about 0.1 or greater as regards the IC₅₀ for the PDE4 catalytic form which binds rolipram with a high affinity divided by the IC₅₀ for the form which binds rolipram with 15 a low affinity. For the purposes of this disclosure, the cAMP catalytic site which binds R and S rolipram with a low affinity is denominated the "low affinity" binding site (LPDE 4) and the other form of this catalytic site which binds rolipram with a high affinity is denominated the "high affinity" binding site (HPDE 4). This term "HPDE4" should not be confused with the term "hPDE4" which is used to denote human PDE4. 20 Initial experiments were conducted to establish and validate a [³H]-rolipram binding assay. Details of this work are given in the Binding Assays described in detail below.

The preferred PDE4 inhibitors of use in this invention will be those compounds which have a salutary therapeutic ratio, i.e., compounds which preferentially inhibit cAMP 25 catalytic activity where the enzyme is in the form that binds rolipram with a low affinity, thereby reducing the side effects which apparently are linked to inhibiting the form which binds rolipram with a high affinity. Another way to state this is that the preferred compounds will have an IC₅₀ ratio of about 0.1 or greater as regards the IC₅₀ for the PDE4 catalytic form which binds rolipram with a high affinity divided by 30 the IC₅₀ for the form which binds rolipram with a low affinity.

A further refinement of this standard is that of one wherein the PDE4 inhibitor has an IC₅₀ ratio of about 0.1 or greater; said ratio is the ratio of the IC₅₀ value for competing with the binding of 1nM of [³H]R-rolipram to a form of PDE4 which binds rolipram with a high affinity over the IC₅₀ value for inhibiting the PDE4 catalytic

activity of a form which binds rolipram with a low affinity using $1\mu\text{M}[^3\text{H}]\text{-cAMP}$ as the substrate.

Examples of useful PDE4 inhibitors are:

- 5 (R)-(+)-1-(4-bromobenzyl)-4-[(3-cyclopentyloxy)-4-methoxyphenyl]-2-pyrrolidone;
(R)-(+)-1-(4-bromobenzyl)-4-[(3-cyclopentyloxy)-4-methoxyphenyl]-2-pyrrolidone;
3-(cyclopentyloxy-4-methoxyphenyl)-1-(4-N'-[N2-cyano-S-methyl-
isothioureido]benzyl)-2-pyrrolidone;
cis 4-cyano-4-(3-cyclopentyloxy-4-methoxyphenyl)cyclohexan-1-carboxylic acid];
10 cis-[4-cyano-4-(3-cyclopropylmethoxy-4-difluoromethoxyphenyl)cyclohexan-1-ol];
(R)-(+)-ethyl [4-(3-cyclopentyloxy-4-methoxyphenyl)pyrrolidine-2-ylidene]acetate; and
(S)-(-)-ethyl [4-(3-cyclopentyloxy-4-methoxyphenyl)pyrrolidine-2-ylidene]acetate.

- Most preferred are those PDE4 inhibitors which have an IC_{50} ratio of greater than
15 0.5, and particularly those compounds having a ratio of greater than 1.0. Preferred
compounds are *cis* 4-cyano-4-(3-cyclopentyloxy-4-methoxyphenyl)cyclohexan-1-
carboxylic acid, 2-carbomethoxy-4-cyano-4-(3-cyclopropylmethoxy-4-
difluoromethoxyphenyl)cyclohexan-1-one and *cis*-[4-cyano-4-(3-cyclopropylmethoxy-
4-difluoromethoxyphenyl)cyclohexan-1-ol]; these are examples of compounds which
20 bind preferentially to the low affinity binding site and which have an IC_{50} ratio of 0.1
or greater.

Other compounds of interest include:

- Compounds set out in U.S. patent 5,552,438 issued 03 September, 1996; this patent
and the compounds it discloses are incorporated herein in full by reference. The
25 compound of particular interest, which is disclosed in U.S. patent 5,552,438, is *cis*-4-
cyano-4-[3-(cyclopentyloxy)-4-methoxyphenyl]cyclohexane-1-carboxylic acid (also
known as cilomast) and its salts, esters, pro-drugs or physical forms;
AWD-12-281 from Astra (Hofgen, N. *et al.* 15th EFMC Int Symp Med Chem (Sept 6-
10, Edinburgh) 1998, Abst P.98); a 9-benzyladenine derivative nominated NCS-613
30 (INSERM); D-4418 from Chiroscience and Schering-Plough; a benzodiazepine PDE4
inhibitor identified as CI-1018 (PD-168787; Parke-Davis/Warner-Lambert); a
benzodioxole derivative Kyowa Hakko disclosed in WO 9916766; V-11294A from
Napp (Landells, L.J. *et al.* Eur Resp J [Annu Cong Eur Resp Soc (Sept 19-23,
Geneva) 1998] 1998, 12(Suppl. 28): Abst P2393); roflumilast (CAS reference No
35 162401-32-3) and a pthalazinone (WO 9947505) from Byk-Gulden; or a compound

identified as T-440 (Tanabe Seiyaku; Fuji, K. et al. J Pharmacol Exp Ther, 1998, 284(1): 162).

Phosphodiesterase and Rolipram Binding Assays

5 Assay method 1A

Isolated human monocyte PDE4 and hrPDE (human recombinant PDE4) was determined to exist primarily in the low affinity form. Hence, the activity of test compounds against the low affinity form of PDE4 can be assessed using standard assays for PDE4 catalytic activity employing 1 μ M [3 H]cAMP as a substrate (Torphy et al., J. of Biol. Chem., Vol. 267, No. 3 pp1798-1804, 1992).

10 Rat brain high speed supernatants were used as a source of protein and both enantiomers of [3 H]-rolipram were prepared to a specific activity of 25.6 Ci/mmol. Standard assay conditions were modified from the published procedure to be identical to the PDE assay conditions, except for the last of the cAMP: 50mM Tris HCl (pH 7.5), 5 mM MgCl₂, 50 μ M 5'-AMP and 1 nM of [3 H]-rolipram (Torphy et al., J. of Biol. Chem., Vol. 267, No. 3 pp1798-1804, 1992). The assay was run for 1 hour at 30° C. The reaction was terminated and bound ligand was separated from free ligand using a Brandel cell harvester. Competition for the high affinity binding site was assessed under conditions that were identical to those used for measuring low affinity PDE activity, expect that [3 H]-cAMP was not present.

Assay method 1B

Measurement of Phosphodiesterase Activity

PDE activity was assayed using a [3 H]cAMP SPA or [3 H]cGMP SPA enzyme assay as described by the supplier (Amersham Life Sciences). The reactions were conducted in 96-well plates at room temperature, in 0.1 ml of reaction buffer containing (final concentrations): 50 mM Tris-HCl, pH 7.5, 8.3 mM MgCl₂, 1.7 mM EGTA, [3 H]cAMP or [3 H] cGMP (approximately 2000 dpm/pmol), enzyme and various concentrations of the inhibitors. The assay was allowed to proceed for 1 hr and was terminated by adding 50 μ l of SPA yttrium silicate beads in the presence of zinc sulfate. The plates were shaken and allowed to stand at room temperature for 20 min. Radiolabeled product formation was assessed by scintillation spectrometry.

[3 H]R-rolipram binding assay

The [^3H]R-rolipram binding assay was performed by modification of the method of Schneider and co-workers, see Nicholson, *et al.*, Trends Pharmacol. Sci., Vol. 12, pp.19-27 (1991) and McHale *et al.*, Mol. Pharmacol., Vol. 39, 109-113 (1991). R-Rolipram binds to the catalytic site of PDE4 see Torphy *et al.*, Mol. Pharmacol., Vol. 39, pp. 376-384 (1991). Consequently, competition for [^3H]R-rolipram binding provides an independent confirmation of the PDE4 inhibitor potencies of unlabeled competitors. The assay was performed at 30°C for 1 hr in 0.5 μl buffer containing (final concentrations): 50 mM Tris-HCl, pH 7.5, 5 mM MgCl_2 , 0.05% bovine serum albumin, 2 nM [^3H]R-rolipram (5.7×10^4 dpm/pmol) and various concentrations of non-radiolabeled inhibitors. The reaction was stopped by the addition of 2.5 ml of ice-cold reaction buffer (without [^3H]-R-rolipram) and rapid vacuum filtration (Brandel Cell Harvester) through Whatman GF/B filters that had been soaked in 0.3% polyethylenimine. The filters were washed with an additional 7.5 ml of cold buffer, dried, and counted via liquid scintillation spectrometry.

15

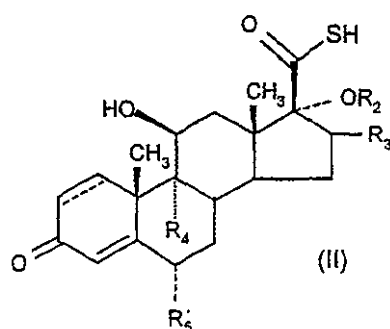
The invention thus provides, in a further aspect, a combination comprising a compound of formula (I) or a physiologically acceptable salt or solvate thereof together with a PDE4 inhibitor.

20 The combination referred to above may conveniently be presented for use in the form of a pharmaceutical formulation and thus pharmaceutical formulations comprising a combination as defined above together with a pharmaceutically acceptable diluent or carrier represent a further aspect of the invention.

25 The individual compounds of such combinations may be administered either sequentially or simultaneously in separate or combined pharmaceutical formulations. Appropriate doses of known therapeutic agents will be readily appreciated by those skilled in the art.

30 The compounds of formula (I) and salts and solvates thereof may be prepared by the methodology described hereinafter, constituting a further aspect of this invention.

A process according to the invention for preparing a compound of formula (I) or a salt or solvate thereof comprises alkylation of a thioacid of formula (II)



wherein R^2 , R^3 , R^4 , R^5 and ----- are as defined above,
or a salt thereof.

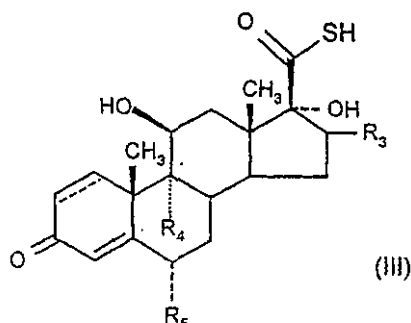
In this process the compound of formula (II) may be reacted with a compound of
5 formula $R_1\text{-L}$ wherein L represents a leaving group such as halogen atom or a tosyl
or mesyl group or the like, for example, an appropriate alkyl or haloalkyl halide under
standard conditions.

Compounds of formula (II) may conveniently be employed as salts when such salts
10 may be prepared in crystalline form.

When R_1 represents fluoromethyl, the preferred haloalkyl halide reagent is
bromofluoromethane.

15 In a preferred process for preparing a compound of formula (I), a compound of
formula (II) or a salt thereof may be treated with bromofluoromethane optionally in the
presence of a phase transfer catalyst and optionally in the presence of an added
base. A preferred solvent is methylacetate, or more preferably ethylacetate,
optionally in the presence of water. The presence of water improves solubility of
20 both starting material and product and the use of a phase transfer catalyst results in
an increase in rate of reaction. Examples of phase transfer catalysts that may be
employed include (but are not restricted to) tetrabutylammonium bromide,
tetrabutylammonium chloride, benzyltributylammonium bromide,
benzyltributylammonium chloride, benzyltriethylammonium bromide,
25 methyltributylammonium chloride and methyltrioctylammonium chloride. THF may
also advantageously be employed as solvent for the phase transfer catalyst.

Compounds of formula (II) may be prepared from the corresponding 17 α -hydroxyl derivative of formula (III):



5 or a salt thereof

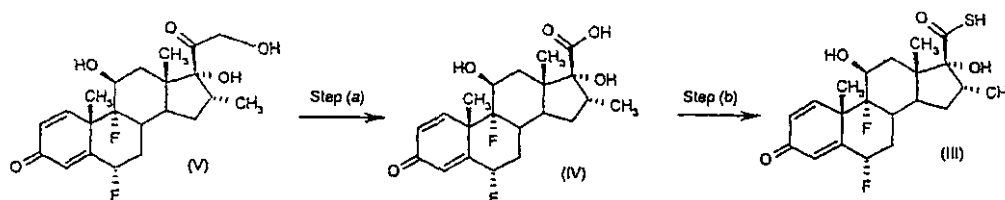
wherein R^3 , R^4 , R^5 and ----- are as defined above, using for example, the methodology described by G. H. Philipps *et al.*, (1994) *Journal of Medicinal Chemistry*, **37**, 3717-3729. For example the step typically comprises the addition of a reagent suitable for performing the esterification to the ester such as an aryl or

10 heteroarylcarbonyl halide eg. 2-furanoyl chloride in the presence of a mild base eg. triethylamine. Generally the aryl or heteroarylcarbonyl halide would be employed in at least 2 times molar quantity relative to the compound of formula (III). The second mole of aryl or heteroarylcarbonyl halide tends to react with the thioacid moiety in the compound of formula (III) and would need to be removed by reaction with an amine

15 such as diethylamine.

Compounds of formula (III) may be prepared in accordance with procedures described in GB 2088877B.

20 Compounds of formula (III) wherein R_3 represents methyl in the α configuration, ----- represents a double bond and R_4 and R_5 represent F may also be prepared by a process comprising the following steps:



Step (a) comprises oxidation of a solution containing the compound of formula (V).

Preferably, step (a) will be performed in the presence of a solvent comprising methanol, water, tetrahydrofuran, dioxan or diethylene glycol dimethylether. For

- 5 example, so as to enhance yield and throughput, preferred solvents are methanol, water or tetrahydrofuran, and more preferably are water or tetrahydrofuran, especially water and tetrahydrofuran as solvent. Dioxan and diethylene glycol dimethylether are also preferred solvents which may optionally (and preferably) be employed together with water. Preferably, the solvent will be present in an amount of between 3 and
- 10 10vol relative to the amount of the starting material (1wt.), more preferably between 4 and 6 vol., especially 5 vol. Preferably the oxidising agent is present in an amount of 1-9 molar equivalents relative to the amount of the starting material. For example, when a 50% w/w aqueous solution of periodic acid is employed, the oxidising agent may be present in an amount of between 1.1 and 10wt. relative to the amount of the
- 15 starting material (1wt.), more preferably between 1.1 and 3wt., especially 1.3wt. Preferably, the oxidation step will comprise the use of a chemical oxidising agent. More preferably, the oxidising agent will be periodic acid or iodic acid or a salt thereof. Most preferably, the oxidising agent will be periodic acid or sodium periodate, especially periodic acid. Alternatively (or in addition), it will also be appreciated that
- 20 the oxidation step may comprise any suitable oxidation reaction, eg. one which utilises air and/or oxygen. When the oxidation reaction utilises air and/or oxygen, the solvent used in said reaction will preferably be methanol. Preferably, step (a) will involve incubating the reagents at room temperature or a little warmer, say around 25 °C eg for 2 hours. The compound of formula (I) may be isolated by recrystallisation
- 25 from the reaction mixture by addition of an anti-solvent. A suitable anti-solvent for compound of formula (I) is water. Surprisingly we have discovered that it is highly desirable to control the conditions under which the compound of formula (IV) is precipitated by addition of anti-solvent eg water. When the recrystallisation is performed using chilled water (eg water/ice mixture at a temperature of 0-5 °C)
- 30 although better anti-solvent properties may be expected we have found that the crystalline product produced is very voluminous, resembles a soft gel and is very difficult to filter. Without being limited by theory we believe that this low density product contains a large amount of solvated solvent within the crystal lattice. By contrast when conditions of around 10 °C or higher are used (eg around ambient
- 35 temperature) a granular product of a sand like consistency which is very easily

filtered is produced. Under these conditions, crystallisation typically commences after around 1 hour and is typically completed within a few hours (eg 2 hours). Without being limited by theory we believe that this granular product contains little or no of solvated solvent within the crystal lattice.

5

Step (b) will typically comprise the addition of a reagent suitable for converting a carboxylic acid to a carbothioic acid eg. using hydrogen sulphide gas together with a suitable coupling agent eg. carbonyldiimidazole (CDI) in the presence of a suitable solvent eg. dimethylformamide.

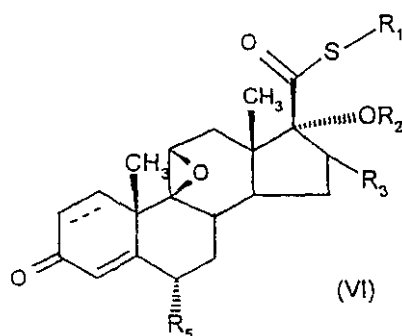
10

The aforementioned methodology may be adapted for the preparation of other compounds of formula (III).

An alternative process for preparing certain compounds of formula (II) comprises treating a compound of formula (X) with a reagent suitable for converting a carboxylic acid to a carbothioic acid eg using hydrogen sulphide gas together with a suitable coupling agent such as CDI in the presence of a suitable solvent eg DMF. Compounds of formula (X) may be prepared by methodology analogous to that described herein. Other compounds of formula (II) may be prepared similarly.

20

An alternative process for preparing a compound of formula (I) wherein R_4 represents fluorine or a salt or solvate thereof comprises reacting a compound of formula (VI)

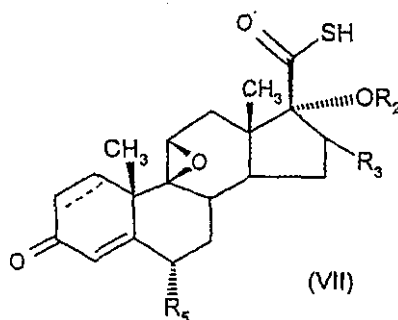


with a fluorine source.

25

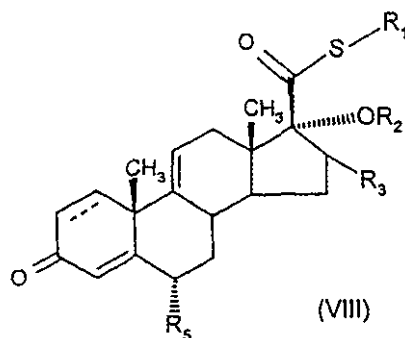
Examples of suitable sources of fluorine include fluoride (eg sodium fluoride) or, more preferably, HF. The preferred reagent is aqueous HF. A solvent such as THF or DMF may be employed.

- 5 A compound of formula (VI) may be prepared by a process comprising
 (a) alkylating a compound of formula (VII)



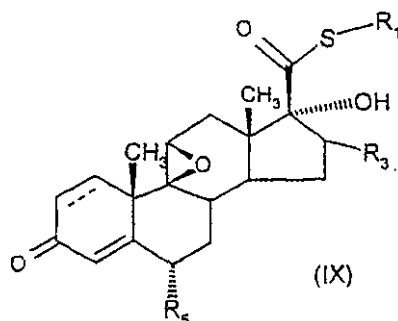
or a salt thereof;

- (b) reacting a compound of formula (VIII)



with an epoxide forming reagent; or

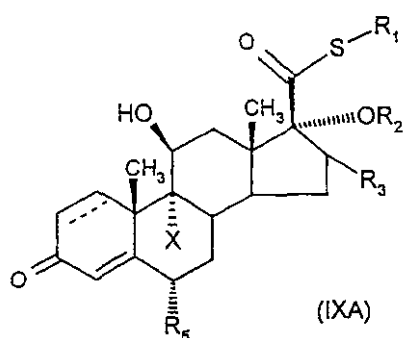
- 10 (c) esterifying a compound of formula (IX)



In process (a), analogous conditions to those described above for the conversion of a compound of formula (II) to a compound of formula (I) may be employed. Typically compound of formula (VII) will be reacted with a compound of formula R_1-L wherein L represents a leaving group (eg a halogen atom, a mesyl or tosyl group or the like) for

example, an appropriate fluoromethyl halide under standard conditions. Preferably, the fluoromethyl halide reagent is bromofluoromethane.

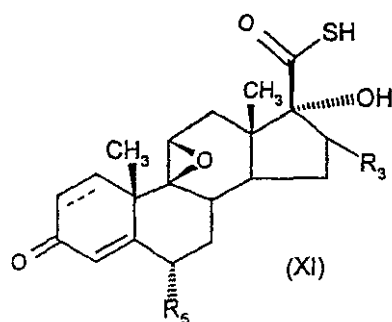
Process (b) is preferably performed in two steps: (i) formation of a halohydrin especially a bromohydrin (eg by reaction with bromodan or equivalent reagent), followed by (ii) treatment with base such as sodium hydroxide so as to effect ring closure. The product of step (i) is a compound of formula (IXA) which is a novel intermediate that may be isolated, if desired:



wherein X represents halogen, especially Br.

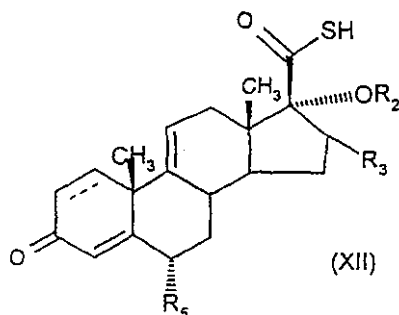
In process (c), a suitable reagent would be an activated derivative of an aryl or heteroaryl carboxylic acid such as an activated ester or preferably an acid halide eg an acid chloride in the presence of an organic base eg triethylamine. This reaction may be performed at elevated temperature eg around 60 °C or else at ambient temperature in the presence of an acylation catalyst eg dimethylamino pyridine (DMAP).

Compounds of formula (VII) may be prepared by a process comprising esterification of a compound of formula (XI)



Analogous conditions to those described above for the conversion of a compound of formula (III) to a compound of formula (II) may be employed. For example, a suitable reagent would be an activated derivative of an aryl or heteroaryl carboxylic acid such as an activated ester or preferably an acid halide eg acid chloride in the presence of an organic base eg triethylamine. Certain compounds of formula (XI) are known (J Labelled Compd Radiopharm (1997) 39(7) 567-584) and others may be prepared by analogous methods.

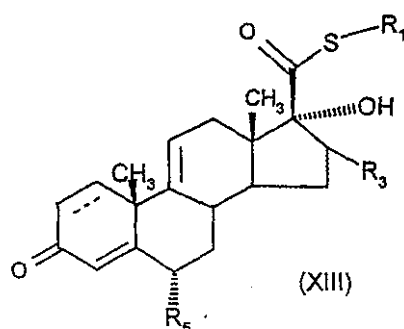
- 10 A compound of formula (VIII) may be prepared by a process comprising
 (a) alkylating a compound of formula (XII)



or a salt thereof; or

- (b) esterifying a compound of formula (XIII)

25



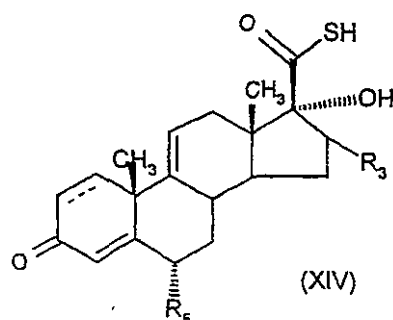
In process (a), analogous conditions to those described above for the conversion of a compound of formula (II) to a compound of formula (I) may be employed. Typically compound of formula (XII) will be reacted with a compound of formula R_1-L wherein L represents a leaving group (eg a halogen atom, a mesyl or tosyl group or the like) for example, an appropriate fluoromethyl halide under standard conditions. Preferably, the fluoromethyl halide reagent is bromofluoromethane.

In process (b), analogous conditions to those employed above for the conversion of a compound of formula (IX) to a compound of formula (VI) may be employed. For example, a suitable reagent would be an activated derivative of an aryl or heteroaryl carboxylic acid such as an activated ester or preferably an acid halide eg acid chloride in the presence of an organic base eg triethylamine.

Compounds of formula (IX) and (XIII) may be prepared by alkylating the corresponding thioacids (XI) and (XIV) (defined below) using methodology analogous to that already described (eg by reaction with a compound of formula FCH_2L wherein L represents a leaving group (eg a halogen atom, a mesyl or tosyl group or the like) for example, an appropriate fluoromethyl halide under standard conditions. Preferably, the fluoromethyl halide reagent is bromofluoromethane. The thioacids (XI) are either known compounds (J Labelled Compd Radiopharm (1997) 39(7) 567-584) or may be prepared by analogous methods.

Compounds of formula (XII) may be prepared by a process comprising esterifying a compound of formula (XIV):

26

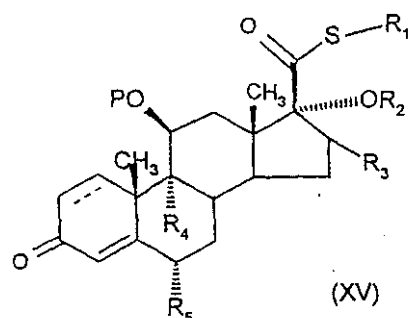


or a salt thereof.

This process may be performed using methodology analogous to that already described. For example, a suitable reagent would be an activated derivative of an aryl
 5 or heteroaryl carboxylic acid such as an activated ester or preferably an acid halide eg and acid chloride in the presence of an organic base eg triethylamine.

Compounds of formula (XIV) may be prepared from the corresponding carboxylic acid eg by a process analogous to that described above for the conversion of a
 10 compound of formula (IV) to a compound of formula (III). The aforesaid the corresponding carboxylic acid is either known (Upjohn WO90/15816) or may be prepared by conventional methods.

A further alternative process for preparing a compound of formula (I) or a salt or
 15 solvate thereof comprises deprotecting or unmasking a compound of formula (I) in which the 11-β-hydroxy group is protected or masked. A first such process comprises deprotecting a compound of formula (XV)

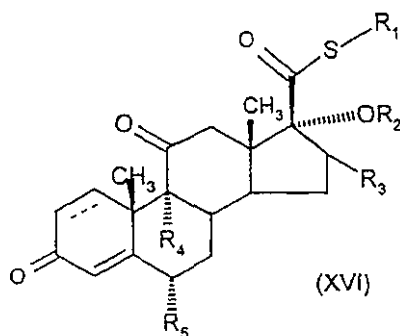


wherein P represents a hydroxy protecting group.

Examples of hydroxy protecting groups P are described in Protective Groups in Organic Chemistry Ed JFW McOmie (Plenum Press 1973) or Protective Groups in Organic Synthesis by Theodora W Green (John Wiley and Sons, 1991).

5 Examples of suitable hydroxy protecting groups P include groups selected from carbonate, alkyl (eg t-butyl or methoxymethyl), aralkyl (eg benzyl, p-nitrobenzyl, diphenylmethyl or triphenylmethyl), heterocyclic groups such as tetrahydropyranyl, acyl (eg acetyl or benzyl) and silyl groups such as trialkylsilyl (eg t-butyl(dimethyl)silyl). The hydroxy protecting groups may be removed by conventional techniques. Thus, 10 for example, carbonate may be removed by treatment with base and alkyl, silyl, acyl and heterocyclic groups may be removed by solvolysis eg by hydrolysis under acid or basic conditions. Aralkyl groups such as triphenylmethyl may similarly be removed by solvolysis eg by hydrolysis under acidic conditions. Aralkyl groups such as benzyl or p-nitrobenzyl may be cleaved by hydrogenolysis in the presence of a Noble metal 15 catalyst such as palladium on charcoal. p-Nitrobenzyl may also be cleaved by photolysis.

The 11- β -hydroxy group may be masked as a carbonyl group. Thus a second such process comprises reduction of a compound of formula (XVI)



Reduction to the compound of formula (I) may be achieved eg by treatment with a hydride reducing agent such as borohydride eg sodium borohydride

25 The 11-ketone (XVI) may also be masked. Examples of masked derivatives of compound of formula (XVI) include (i) ketal derivatives eg ketals formed by treatment of the compound of formula (XVI) with an alcohol eg methanol, ethanol or ethan-1,2-

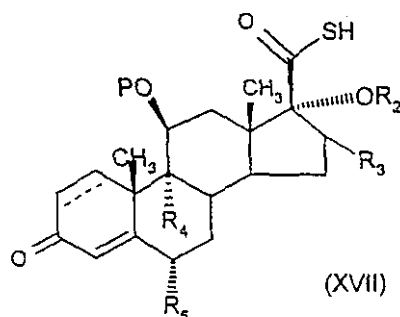
diol, (ii) dithioketal derivatives eg dithioketals formed by treatment of a compound of formula (XVI) with a thiol eg methanethiol, ethanethiol or ethan-1,2-dithiol, (iii) monothioacetal derivatives eg monothioacetals formed by treatment of a compound of formula (XVI) with eg 1-hydroxy-ethane-2-thiol, (iv) derivatives formed by treatment of a compound of formula (XVI) with an alcoholamine eg ephedrine, (v) imines formed by treatment of a compound of formula (XVI) with amines, (vi) oximes formed by treatment of compounds of formula (XVI) with hydroxylamines. We claim such derivatives of compounds of formula (XVI) as an aspect of the invention.

These masked derivatives may be converted back to the ketone by conventional means eg ketals, imines and oximes are converted to carbonyl by treatment with dilute acid and dithioketals are converted to the ketone by a variety of methods as described by P. C. Bulman Page et al (1989), Tetrahedron, **45**, 7643-7677 and references therein.

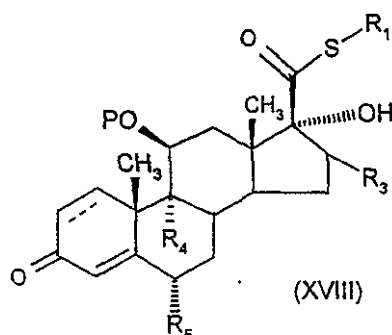
15

Compounds of formula (XV) may be prepared by a process comprising

(a) alkylating a compound of formula (XVII)



or a salt thereof wherein P represents a hydroxy protecting group; or
(b) esterifying a compound of formula (XVIII)



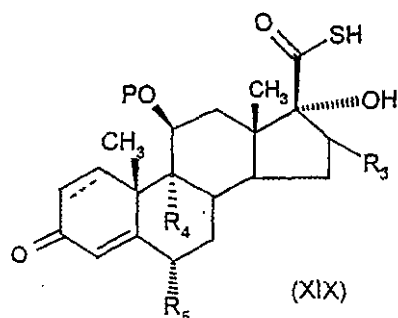
In step (a), analogous conditions to those described above for the conversion of a compound of formula (II) to a compound of formula (I) may be employed. Typically
 5 compound of formula (XVII) will be reacted with a compound of formula R_1-L wherein L represents a leaving group (eg a halogen atom, a mesyl or tosyl group or the like) for example, an appropriate fluoromethyl halide under standard conditions. Preferably, the fluoromethyl halide reagent is bromofluoromethane.

10 In step (b), analogous conditions to those employed above for the conversion of a compound of formula (IX) to a compound of formula (VI) may be employed. For example, a suitable reagent would be an activated derivative of an aryl or heteroaryl carboxylic acid such as an activated ester or preferably an acid halide eg acid chloride in the presence of an organic base eg triethylamine.

15 Compound of formula (XVIII) may be prepared by alkylating the corresponding thioacid using methodology analogous to that already described (eg by reaction with a compound of formula R_1-L wherein L represents a leaving group (eg a halogen atom, a mesyl or tosyl group or the like) for example, an appropriate fluoromethyl
 20 halide under standard conditions. When R_1 represents $-CH_2F$, preferably, the fluoromethyl halide reagent is bromofluoromethane. The corresponding thioacids are known compounds or may be prepared by known methods. Compound of formula (XVIII) may alternatively be prepared by protection of the corresponding hydroxy
 derivative.

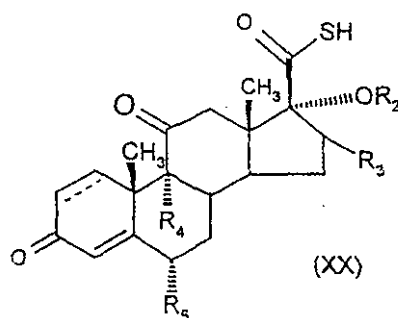
25

Compound of formula (XVII) may be prepared by a process comprising esterifying a compound of formula (XIX)



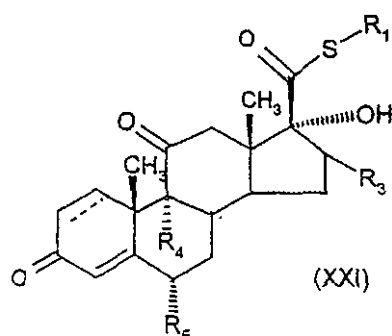
or a salt thereof wherein P represents a hydroxy protecting group.

- 5 This process may be performed using methodology analogous to that already described. For example, a suitable reagent would be an activated derivative of an aryl or heteroaryl carboxylic acid such as an activated ester or preferably an acid halide eg acid chloride in the presence of an organic base eg triethylamine.
- 10 Compounds of formula (XIX) may be prepared by protecting the corresponding hydroxy derivative, having first protected the thioacid which would need to be subsequently deprotected. The corresponding hydroxy derivatives are known compounds or may be prepared by known methods.
- 15 Compounds of formula (XVI) may be prepared by a process comprising
 - (a) alkylating a compound of formula (XX)



or a salt thereof or a derivative wherein the 11-carbonyl group is masked; or

- (b) esterifying a compound of formula (XXI)



or a derivative wherein the 11-carbonyl group is masked .

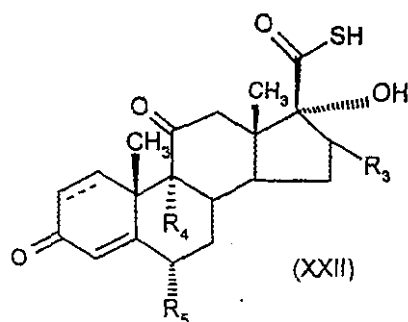
- 5 In step (a), analogous conditions to those described above for the conversion of a compound of formula (III) to a compound of formula (II) may be employed. Typically compound of formula (XX) will be reacted with a compound of formula R_1-L wherein L represents a leaving group (eg a halogen atom, a mesyl or tosyl group or the like) for example, an appropriate fluoromethyl halide under standard conditions. Preferably,
- 10 the fluoromethyl halide reagent is bromofluoromethane.

- In step (b), analogous conditions to those employed above for the conversion of a compound of formula (IX) to a compound of formula (VI) may be employed. For example, a suitable reagent would be an activated derivative of an aryl or heteroaryl carboxylic acid such as an activated ester or preferably an acid halide eg acid chloride in the presence of an organic base eg triethylamine.
- 15

- Compound of formula (XXI) or a derivative thereof wherein the 11-ketone group is masked may be prepared by alkylating the corresponding thioacid using methodology analogous to that already described (eg by reaction with a compound of formula R_1-L wherein L represents a leaving group (eg a halogen atom, a mesyl or tosyl group or the like) for example, an appropriate fluoromethyl halide under standard conditions. Preferably, the fluoromethyl halide reagent is bromofluoromethane. The corresponding thioacids are known compounds.
- 20

25

Compound of formula (XX) may be prepared by a process comprising esterifying a compound of formula (XXII)

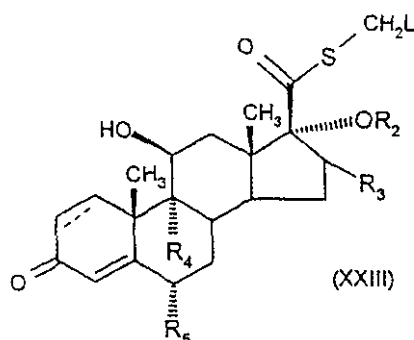


or a salt thereof or a derivative thereof wherein the 11-ketone group is masked.

This process may be performed using methodology analogous to that already described. For example, a suitable reagent would be an activated derivative of an aryl or heteroaryl carboxylic acid such as an activated ester or preferably an acid halide eg acid chloride in the presence of an organic base eg triethylamine.

Compounds of formula (XXII) and derivatives thereof wherein the 11-ketone is masked may be prepared by oxidation of the corresponding hydroxy derivative (IV) (or analogue thereof) followed by masking of the ketone and subsequent conversion of the carboxylic acid group to the thioacid (see eg conversion of compounds of formula (IV) to (III)).

A further alternative process for the preparation of compounds of formula (I) wherein R₁ represents -CH₂F comprises reaction of a compound of formula (XXIII)



wherein L represents a leaving group (eg halide other than fluoride such as chloride, iodide or a sulphonate ester such mesylate, tosylate, triflate)

with a fluorine source.

Preferably the fluorine source is fluoride ion eg KF. Further details for this conversion may be obtained by reference to G. H. Phillipps *et al.*, (1994) *Journal of Medicinal Chemistry*, **37**, 3717-3729 or *J Labelled Compd Radiopharm* (1997) **39**(7) 567-584).

Some compounds of formula (XXIII) are compounds of formula (I). Compounds of formula (XXIII) may be prepared by methods analogous to those described herein. Corresponding novel intermediates of formula (VI), (VIII), (IX), (IXA), (XV) and (XVI) wherein the $-CH_2F$ moiety is replaced with a $-CH_2L$ moiety (wherein L represents a leaving group other than fluorine) are claimed as an aspect of the invention.

A further alternative process for the preparation of compounds of formula (I) or a solvate thereof comprises deprotection or unmasking of a derivative of a compound of formula (I) in which the 3-carbonyl group is protected or masked.

The 3-carbonyl group may be masked in a manner analogous to that described above in relation to masking of the 11-carbonyl position. Thus the 3-carbonyl may be masked eg as a ketal, monothioketal, dithioketal, derivative with an alcoholamine, oxime or imine. The carbonyl group may be recovered by conventional means eg ketals are converted to carbonyl by treatment with dilute acid and dithioketals are converted to the ketone by a variety of methods as described by P. C. Bulman Page *et al* (1989), *Tetrahedron*, **45**, 7643-7677 and references therein.

Certain intermediate compounds are new and we provide these, together where appropriate with their salts and solvates, as an aspect of the invention.

The advantages of compounds of formula (I) and/or salt and solvates thereof may include the fact that the substances appear to demonstrate excellent anti-inflammatory properties, with predictable pharmacokinetic and pharmacodynamic behaviour, with an attractive side-effect profile (demonstrated for example, by increased selectivity for the glucocorticoid receptor over the progesterone receptor) and are compatible with a convenient regime of treatment in human patients. Further advantages may include the fact that the substances have desirable physical and chemical properties which allow for ready manufacture and storage.

The following non-limiting Examples illustrate the invention:

5 EXAMPLES

General

¹H-nmr spectra were recorded at 400 MHz and the chemical shifts are expressed in ppm relative to tetramethylsilane. The following abbreviations are used to describe the multiplicities of the signals: s (singlet), d (doublet), t (triplet), q (quartet), m (multiplet), dd (doublet of doublets), dt (doublet of triplets) and b (broad). Biotage refers to prepacked silica gel cartridges containing KP-Sil run on flash 12i chromatography module. LCMS was conducted on a Supelcosil LCABZ+PLUS column (3.3 cm x 4.6 mm ID) eluting with 0.1% HCO₂H and 0.01 M ammonium acetate in water (solvent A), and 0.05% HCO₂H 5% water in acetonitrile (solvent B), using the following elution gradient 0-0.7 min 0%B, 0.7-4.2 min 100%B, 4.2-5.3 min 0%B, 5.3-5.5 min 0%B at a flow rate of 3 ml/min. The mass spectra were recorded on a Fisons VG Platform spectrometer using electrospray positive and negative mode (ES+ve and ES-ve).

20

Intermediates

Intermediate 1: 6 α , 9 α -Difluoro-17 α -[(2-furanylcarbonyl)oxy]-11 β -hydroxy-16 α -methyl-3-oxo-androsta-1, 4-diene-17 β -carbothioic acid

A solution of 6 α , 9 α -difluoro-11 β , 17 α -dihydroxy-16 α -methyl-3-oxo-androsta-1,4-diene-17 β -carbothioic acid (prepared in accordance with the procedure described in GB 2088877B) (18g, 43.64mmol) in anhydrous dichloromethane (200ml) and triethylamine (15.94ml, 114mmol) was treated at <5 °C with a solution of 2-furoyl chloride (11.24ml, 114mmol) in anhydrous dichloromethane (100ml) over approximately 40min. The solution was stirred at <5 °C for 30min. The resulting solid was collected by filtration, washed successively with 3.5% aqueous sodium hydrogen carbonate solution, water, 1M hydrochloric acid, and water and dried in vacuo at 60 °C to give a cream coloured solid. The dichloromethane filtrate was washed successively with 3.5% sodium hydrogen carbonate solution, water, 1M hydrochloric acid, water, dried (Na₂SO₄) and evaporated to give a cream coloured solid which was combined with that isolated above. The combined solids (26.9g) were suspended in

35

acetone (450ml) and stirred. Diethylamine (16.8ml, 162mmol) was added and the mixture stirred at room temperature for 4.5h. The mixture was concentrated and the precipitate collected by filtration and washed with a little acetone. The washings and filtrate were combined, concentrated and loaded onto a silica gel Biotage column which was eluted with 24:1 chloroform: methanol. Fractions which contained the more polar component were combined and evaporated to give a cream coloured solid. This was combined with the solid isolated above and dried in vacuo to give a pale beige coloured solid (19.7g). This was dissolved in warm water, the pH adjusted to 2 with concentrated hydrochloric acid and the mixture extracted with ethyl acetate. The organic extract was dried (Na₂SO₄) and evaporated to give, after drying at 50°C, the title compound as a cream coloured solid (18.081g, 82%): LCMS retention time 3.88min, *m/z* 507 MH⁺, NMR δ (CDCl₃) includes 7.61 (1H, m), 7.18 – 7.12 (2H, m), 6.52 (1H, dd, *J* 4, 2Hz), 6.46 (1H, s), 6.41 (1H, dd, *J* 10, 2Hz), 5.47 and 5.35 (1H, 2m), 4.47 (1H, bd, *J* 9Hz), 3.37 (1H, m), 1.55 (3H, s), 1.21 (3H, s), 1.06 (3H, d, *J* 7Hz).

The following intermediates were prepared using a method analogous to that described for Intermediate 1:

- Intermediate 2: 6 α ,9 α -Difluoro-17 α -[(3-furanylcarbonyl)oxy]-11 β -hydroxy-16 α -methyl-3-oxo-androsta-1,4-diene-17 β -carbothioic acid
 LCMS retention time 3.75min, *m/z* 507 MH⁺.
- Intermediate 3: 6 α ,9 α -Difluoro-11 β -hydroxy-16 α -methyl-3-oxo-17 α -[(2-thienylcarbonyl)oxy]-androsta-1,4-diene-17 β -carbothioic acid
 LCMS retention time 3.93min, *m/z* 523 MH⁺.
- Intermediate 4: 6 α ,9 α -Difluoro-11 β -hydroxy-16 α -methyl-3-oxo-17 α -[(3-thienylcarbonyl)oxy]-androsta-1,4-diene-17 β -carbothioic acid
 LCMS retention time 3.95min, *m/z* 523 MH⁺.
- Intermediate 5: 17 α -(Benzoyl)oxy-6 α ,9 α -difluoro-11 β -hydroxy-16 α -methyl-3-oxo-androsta-1,4-diene-17 β -carbothioic acid
 LCMS retention time 4.02min, *m/z* 517 MH⁺.
- Intermediate 6: 9 α -Fluoro-17 α -[(2-furanylcarbonyl)oxy]-11 β -hydroxy-16 β -methyl-3-oxo-androsta-1,4-diene-17 β -carbothioic acid
Intermediate 6 was prepared from 11 β ,17 α -dihydroxy-9 α -fluoro-16 β -methyl-3-oxo-androsta-1,4-diene-17 β -carbothioic acid (prepared in accordance with the procedure

described in Phillips et al, (1994) J. Med. Chem. 37, 3717-3729). LCMS retention time 3.61min, m/z 489 MH⁺.

Intermediate 7: 6 α ,9 α -Difluoro-11 β -hydroxy-16 α -methyl-17 α -[(5-methylthiophene-2-carbonyl)oxy]-3-oxo-androsta-1,4-diene-17 β -carbothioic acid

5 LCMS retention time 4.01min, m/z 537 MH⁺

Intermediate 8: 6 α ,9 α -Difluoro-11 β -hydroxy-17 α -[(isoxazole-5-carbonyl)oxy]-16 α -methyl-3-oxo-androsta-1,4-diene-17 β -carbothioic acid

LCMS retention time 3.69min, m/z 508 MH⁺

Intermediate 9: 17 α -[(5-Chlorothiophene-2-carbonyl)oxy]-6 α ,9 α -difluoro-11 β -hydroxy-16 α -methyl-3-oxo-androsta-1,4-diene-17 β -carbothioic acid

10 LCMS retention time 4.36min, m/z 557/559 MH⁺

Intermediate 10: 6 α ,9 α -Difluoro-17 α -[(3,5-dimethylisoxazole-4-carbonyl)oxy]-11 β -hydroxy-16 α -methyl-3-oxo-androsta-1,4-diene-17 β -carbothioic acid

LCMS retention time 3.71min, m/z 536 MH⁺

Intermediate 11: 17 α -[(5-Chloro-4-methoxy-thiophene-3-carbonyl)oxy]-6 α ,9 α -difluoro-11 β -hydroxy-16 α -methyl-3-oxo-androsta-1,4-diene-17 β -carbothioic acid

15 LCMS retention time 4.18min, m/z 587/589 MH⁺

Intermediate 12: 6 α ,9 α -Difluoro-11 β -hydroxy-16 α -methyl-17 α -[(4-methyl-1,2,3-thiadiazole-5-carbonyl)oxy]-3-oxo-androsta-1,4-diene-17 β -carbothioic acid

20 LCMS retention time 4.06min, m/z 539 MH⁺

Intermediate 13: 17 α -[(3-Bromothiophene-2-carbonyl)oxy]-6 α ,9 α -difluoro-11 β -hydroxy-16 α -methyl-3-oxo-androsta-1,4-diene-17 β -carbothioic acid

LCMS retention time 4.31min, m/z 601/603 MH⁺

Intermediate 14: 17 α -[(2,5-Dichlorothiophene-3-carbonyl)oxy]-6 α ,9 α -difluoro-11 β -hydroxy-16 α -methyl-3-oxo-androsta-1,4-diene-17 β -carbothioic acid

25 LCMS retention time 4.59min, m/z 591/593/595 MH⁺

Intermediate 15: 17 α -[(5-Bromofuran-2-carbonyl)oxy]-6 α ,9 α -difluoro-11 β -hydroxy-16 α -methyl-3-oxo-androsta-1,4-diene-17 β -carbothioic acid

LCMS retention time 4.14min, m/z 585/587 MH⁺

Intermediate 16: 6 α ,9 α -Difluoro-17 α -[(2,5-dimethylfuran-3-carbonyl)oxy]-11 β -hydroxy-16 α -methyl-3-oxo-androsta-1,4-diene-17 β -carbothioic acid

30 LCMS retention time 4.02min, m/z 535 MH⁺

Intermediate 17: 17 α -[(3-Chlorothiophene-2-carbonyl)oxy]-6 α ,9 α -difluoro-11 β -hydroxy-16 α -methyl-3-oxo-androsta-1,4-diene-17 β -carbothioic acid

LCMS retention time 4.27min, m/z 557/559 MH^+

Intermediate 18: 6 α ,9 α -Difluoro-11 β -hydroxy-16 α -methyl-17 α -[(2-methylfuran-3-carbonyl)oxy]-3-oxo-androsta-1,4-diene-17 β -carbothioic acid

LCMS retention time 3.92min, m/z 521 MH^+

- 5 Intermediate 19: 6 α ,9 α -Difluoro-11 β -hydroxy-16 α -methyl-17 α -[(3-methylfuran-2-carbonyl)oxy]-3-oxo-androsta-1,4-diene-17 β -carbothioic acid

LCMS retention time 3.85min, m/z 521 MH^+

Intermediate 20: 6 α ,9 α -Difluoro-11 β -hydroxy-16 α -methyl-17 α -[(5-methylisoxazole-4-carbonyl)oxy]-3-oxo-androsta-1,4-diene-17 β -carbothioic acid

- 10 LCMS retention time 3.74min, m/z 522 MH^+

Intermediate 21: 6 α ,9 α -Difluoro-11 β -hydroxy-16 α -methyl-17 α -[(1-methyl-1H-pyrrole-2-carbonyl)oxy]-3-oxo-androsta-1,4-diene-17 β -carbothioic acid

LCMS retention time 3.78min, m/z 520 MH^+

Intermediate 22: 6 α ,9 α -Difluoro-11 β -hydroxy-16 α -methyl-3-oxo-17 α -[(1,3-thiazole-4-carbonyl)oxy]-androsta-1,4-diene-17 β -carbothioic acid

15

LCMS retention time 3.48min, m/z 524 MH^+

Intermediate 23: 6 α ,9 α -Difluoro-17 α -[(2,4-dimethyl-1,3-thiazole-5-carbonyl)oxy]-11 β -hydroxy-16 α -methyl-3-oxo-androsta-1,4-diene-17 β -carbothioic acid

LCMS retention time 3.72min, m/z 552 MH^+

- 20 Intermediate 24 6 α ,9 α -Difluoro-11 β -hydroxy-16 α -methyl-17 α -[(5-methylisoxazole-3-carbonyl)oxy]-3-oxo-androsta-1,4-diene-17 β -carbothioic acid

LCMS retention time 3.72min, m/z 522 MH^+

Intermediate 25: 6 α ,9 α -Difluoro-11 β -hydroxy-16 α -methyl-17 α -[(3-methylisoxazole-5-carbonyl)oxy]-3-oxo-androsta-1,4-diene-17 β -carbothioic acid

- 25 LCMS retention time 3.84min, m/z 522 MH^+

Intermediate 26: 6 α ,9 α -Difluoro-17 α -[(1,3-dimethyl-1H-pyrazole-5-carbonyl)oxy]-11 β -hydroxy-16 α -methyl-3-oxo-androsta-1,4-diene-17 β -carbothioic acid

LCMS retention time 3.72min, m/z 535 MH^+

Intermediate 27: 6 α ,9 α -Difluoro-11 β -hydroxy-16 α -methyl-3-oxo-17 α -[(1,2,3-thiadiazole-5-carbonyl)oxy]-androsta-1,4-diene-17 β -carbothioic acid

30

LCMS retention time 3.89min, m/z 525 MH^+

Intermediate 28: 6 α ,9 α -Difluoro-11 β -hydroxy-17 α -[(isoxazole-3-carbonyl)oxy]-16 α -methyl-3-oxo-androsta-1,4-diene-17 β -carbothioic acid

LCMS retention time 3.78min, m/z 508 MH^+

- Intermediate 29: 6 α ,9 α -Difluoro-11 β -hydroxy-17 α -[(4-methoxy-thiophene-3-carbonyl)oxy]-16 α -methyl-3-oxo-androsta-1,4-diene-17 β -carbothioic acid
LCMS retention time 3.74min, m/z 553 MH⁺
- Intermediate 30: 6 α ,9 α -Difluoro-11 β -hydroxy-16 α -methyl-17 α -[(2-methyl-1,3-thiazole-4-carbonyl)oxy]-3-oxo-androsta-1,4-diene-17 β -carbothioic acid
LCMS retention time 3.70min, m/z 538 MH⁺
- Intermediate 31: 6 α ,9 α -Difluoro-17 α -[(3-ethoxy-thiophene-2-carbonyl)oxy]-11 β -hydroxy-16 α -methyl-3-oxo-androsta-1,4-diene-17 β -carbothioic acid
LCMS retention time 3.85min, m/z 567 MH⁺
- Intermediate 32: 6 α ,9 α -Difluoro-11 β -hydroxy-16 α -methyl-3-oxo-17 α -[(1,2,3-thiadiazole-4-carbonyl)oxy]-androsta-1,4-diene-17 β -carbothioic acid
LCMS retention time 3.70min, m/z 526 MH⁺
- Intermediate 33: 6 α ,9 α -Difluoro-11 β -hydroxy-16 α -methyl-3-oxo-17 α -[(1H-pyrrole-2-carbonyl)oxy]-androsta-1,4-diene-17 β -carbothioic acid
LCMS retention time 3.75min, m/z 506 MH⁺
- Intermediate 34: 6 α ,9 α -Difluoro-11 β -hydroxy-16 α -methyl-3-oxo-17 α -[(1,3-thiazole-5-carbonyl)oxy]-androsta-1,4-diene-17 β -carbothioic acid
LCMS retention time 4.29min, m/z 524 MH⁺
- Intermediate 35: 6 α ,9 α -Difluoro-11 β -hydroxy-16 α -methyl-3-oxo-17 α -[(1,2,5-thiadiazole-3-carbonyl)oxy]-androsta-1,4-diene-17 β -carbothioic acid
LCMS retention time 4.65min, m/z 525 MH⁺
- Intermediate 36: 6 α ,9 α -Difluoro-11 β -hydroxy-17 α -[(isothiazole-3-carbonyl)oxy]-16 α -methyl-3-oxo-androsta-1,4-diene-17 β -carbothioic acid
LCMS retention time 4.44min, m/z 524 MH⁺
- Intermediate 37: 6 α ,9 α -Difluoro-11 β -hydroxy-17 α -[(isothiazole-5-carbonyl)oxy]-16 α -methyl-3-oxo-androsta-1,4-diene-17 β -carbothioic acid
LCMS retention time 4.60min, m/z 524 MH⁺
- Intermediate 38: 6 α ,9 α -Difluoro-11 β -hydroxy-16 α -methyl-17 α -[(3-methylthiophene-2-carbonyl)oxy]-3-oxo-androsta-1,4-diene-17 β -carbothioic acid
LCMS retention time 4.31min, m/z 537 MH⁺
- Intermediate 39: 6 α ,9 α -Difluoro-11 β -hydroxy-16 α -methyl-17 α -[(4-methyl-1,3-thiazole-5-carbonyl)oxy]-3-oxo-androsta-1,4-diene-17 β -carbothioic acid
LCMS retention time 4.19min, m/z 538 MH⁺

Intermediate 40: 17 α -(1-Ethyl-3-methyl-1H-pyrazole-5-carbonyl)oxy]-6 α ,9 α -difluoro-11 β -hydroxy-16 α -methyl-3-oxo-androsta-1,4-diene-17 β -carbothioic acid

LCMS retention time 4.33min, m/z 549 MH⁺

Intermediate 41: 6 α ,9 α -Difluoro-17 α -(1-methyl-1H-imidazole-5-carbonyl)oxy]-11 β -hydroxy-16 α -methyl-3-oxo-androsta-1,4-diene-17 β -carbothioic acid

LCMS retention time 3.91min, m/z 521 MH⁺

Examples

Example 1: 6 α ,9 α -Difluoro-17 α -(2-furanylcabonyl)oxy]-11 β -hydroxy-16 α -methyl-3-oxo-androsta-1,4-diene-17 β -carbothioic acid S-fluoromethyl ester

A suspension of Intermediate 1 (2.5g, 4.94mmol) was dissolved in anhydrous N, N-dimethylformamide (25ml) and sodium hydrogen carbonate (465mg, 5.53mmol) was added. The mixture was stirred at -20°C and bromofluoromethane (0.77ml, 6.37mmol) was added and the mixture was stirred at -20°C for 2h. Diethylamine (2.57ml, 24.7mmole) was added and the mixture stirred at -20°C for 30min. The mixture was added to 2M hydrochloric acid (93ml) and stirred for 30min. Water (300ml) was added and the precipitate was collected by filtration, washed with water and dried in vacuo at 50°C to give a white solid which was recrystallised from acetone/water and dried in vacuo at 50°C to give the title compound (2.351g, 88%):

LCMS retention time 3.66min, m/z 539 MH⁺, NMR δ (CDCl₃) includes 7.60 (1H, m), 7.18 – 7.11 (2H, m), 6.52 (1H, dd, J 4.2Hz), 6.46 (1H, s), 6.41 (1H, dd, J 10, 2Hz), 5.95 and 5.82 (2H dd, J 51, 9Hz), 5.48 and 5.35 (1H, 2m), 4.48 (1H, m), 3.48 (1H, m), 1.55 (3H, s), 1.16 (3H, s), 1.06 (3H, d, J 7Hz).

Example 2: 6 α ,9 α -Difluoro-17 α -(3-furanylcabonyl)oxy]-11 β -hydroxy-16 α -methyl-3-oxo-androsta-1,4-diene-17 β -carbothioic acid S-fluoromethyl ester

Example 2 was prepared from Intermediate 2 using a method analogous to that described for Example 1.

LCMS retention time 3.72min, m/z 539 MH⁺.

Example 3: 6 α ,9 α -Difluoro-11 β -hydroxy-16 α -methyl-3-oxo-17 α -(2-thienylcarbonyl)oxy]-androsta-1,4-diene-17 β -carbothioic acid S-fluoromethyl ester

Example 3 was prepared from Intermediate 3 using a method analogous to that described for Example 1.

LCMS retention time 3.81min, m/z 555 MH⁺.

Example 4: 6 α ,9 α -Difluoro-11 β -hydroxy-16 α -methyl-3-oxo-17 α -[(3-thienylcarbonyl)oxy]-androsta-1,4-diene-17 β -carbothioic acid S-fluoromethyl ester

- 5 Example 4 was prepared from Intermediate 4 using a method analogous to that described for Example 1.
LCMS retention time 3.82min, m/z 555 MH⁺.

Example 5: 17 α -(Benzoyl)oxy-6 α ,9 α -Difluoro-11 β -hydroxy-16 α -methyl-3-oxo-androsta-1,4-diene-17 β -carbothioic acid S-fluoromethyl ester

- 10 Example 5 was prepared from Intermediate 5 using a method analogous to that described for Example 1.
LCMS retention time 3.73min, m/z 549 MH⁺.

Example 6: 9 α -Fluoro-17 α -[(2-furanylcarbonyl)oxy]-11 β -hydroxy-16 β -methyl-3-oxo-androsta-1,4-diene-17 β -carbothioic acid S-fluoromethyl ester

- 15 Example 6 was prepared from Intermediate 6 using a method analogous to that described for Example 1.
LCMS retention time 3.61min, m/z 521 MH⁺.

Example 7: 6 α ,9 α -Difluoro-17 α -[(2-furanylcarbonyl)oxy]-11 β -hydroxy-16 α -methyl-3-oxo-androst-4-ene-17 β -carbothioic acid S-fluoromethyl ester

- 20 A solution of Example 1 (500mg, 0.93mmol) and Wilkinson's catalyst (150mg) in a mixture of toluene (14ml) and ethanol (7ml) was stirred in an atmosphere of hydrogen for 23h. The solution was evaporated to dryness and the residue purified by Biotage chromatography using ethyl acetate:petroleum ether (1:2) as eluant to give a yellow solid (435mg) which was recrystallised (ethyl acetate/petroleum ether) to give the title compound (364mg, 72%).
25 LCMS retention time 3.57min, m/z 541 MH⁺.

Example 8: 6 α ,9 α -Difluoro-11 β -hydroxy-17 α -[(isoxazole-5-carbonyl)oxy]-16 α -methyl-3-oxo-androsta-1,4-diene-17 β -carbothioic acid S-fluoromethyl ester

- 30 Example 8 was prepared from Intermediate 8 using a method analogous to that described for Example 1: LCMS retention time 3.47min, m/z 540 MH⁺

Example 9: 17 α -[(5-Chlorothiophene-2-carbonyl)oxy]-6 α ,9 α -difluoro-11 β -hydroxy-16 α -methyl-3-oxo-androsta-1,4-diene-17 β -carbothioic acid S-fluoromethyl ester

Example 9 was prepared from Intermediate 9 using a method analogous to that described for Example 1: LCMS retention time 3.89min, m/z 589/591 MH⁺

5

Example 10: 6 α ,9 α -Difluoro-17 α -[(3,5-dimethylisoxazole-4-carbonyl)oxy]-11 β -hydroxy-16 α -methyl-3-oxo-androsta-1,4-diene-17 β -carbothioic acid S-fluoromethyl ester

Example 10 was prepared from Intermediate 10 using a method analogous to that described for Example 1: LCMS retention time 3.70min, m/z 568 MH⁺

10

Example 11: 17 α -[(5-Chloro-4-methoxy-thiophene-3-carbonyl)oxy]-6 α ,9 α -difluoro-11 β -hydroxy-16 α -methyl-3-oxo-androsta-1,4-diene-17 β -carbothioic acid S-fluoromethyl ester

Example 11 was prepared from Intermediate 11 using a method analogous to that described for Example 1: LCMS retention time 3.99min, m/z 619/621 MH⁺

15

Example 12: 6 α ,9 α -Difluoro-11 β -hydroxy-16 α -methyl-17 α -[(4-methyl-1,2,3-thiadiazole-5-carbonyl)oxy]-3-oxo-androsta-1,4-diene-17 β -carbothioic acid S-fluoromethyl ester

20

Example 12 was prepared from Intermediate 12 using a method analogous to that described for Example 1: LCMS retention time 3.74min, m/z 571 MH⁺

Example 13: 17 α -[(3-Bromothiophene-2-carbonyl)oxy]-6 α ,9 α -difluoro-11 β -hydroxy-16 α -methyl-3-oxo-androsta-1,4-diene-17 β -carbothioic acid S-fluoromethyl ester

25

Example 13 was prepared from Intermediate 13 using a method analogous to that described for Example 1: LCMS retention time 3.92min, m/z 633/635 MH⁺

Example 14: 17 α -[(2,5-Dichlorothiophene-3-carbonyl)oxy]-6 α ,9 α -difluoro-11 β -hydroxy-16 α -methyl-3-oxo-androsta-1,4-diene-17 β -carbothioic acid S-fluoromethyl ester

30

Example 14 was prepared from Intermediate 14 using a method analogous to that described for Example 1: LCMS retention time 4.17min, m/z 623/625/627 MH⁺

Example 15: 17 α -[(5-Bromofuran-2-carbonyl)oxy]-6 α ,9 α -difluoro-11 β -hydroxy-16 α -methyl-3-oxo-androsta-1,4-diene-17 β -carbothioic acid S-fluoromethyl ester

Example 15 was prepared from Intermediate 15 using a method analogous to that described for Example 1: LCMS retention time 3.78min, m/z 615/617 MH⁺

5

Example 16: 6 α ,9 α -Difluoro-17 α -[(2,5-dimethylfuran-3-carbonyl)oxy]-11 β -hydroxy-16 α -methyl-3-oxo-androsta-1,4-diene-17 β -carbothioic acid S-fluoromethyl ester

Example 16 was prepared from Intermediate 16 using a method analogous to that described for Example 1: LCMS retention time 3.85min, m/z 576 MH⁺

10

Example 17: 17 α -[(3-Chlorothiophene-2-carbonyl)oxy]-6 α ,9 α -difluoro-11 β -hydroxy-16 α -methyl-3-oxo-androsta-1,4-diene-17 β -carbothioic acid S-fluoromethyl ester

Example 17 was prepared from Intermediate 17 using method analogous to that described for Example 1: LCMS retention time 3.88min, m/z 589/591 MH⁺

15

Example 18: 6 α ,9 α -Difluoro-11 β -hydroxy-16 α -methyl-17 α -[(2-methylfuran-3-carbonyl)oxy]-3-oxo-androsta-1,4-diene-17 β -carbothioic acid S-fluoromethyl ester

Example 18 was prepared from Intermediate 18 using a method analogous to that described for Example 1: LCMS retention time 3.74min, m/z 553 MH⁺

20

Example 19: 6 α ,9 α -Difluoro-11 β -hydroxy-16 α -methyl-17 α -[(3-methylfuran-2-carbonyl)oxy]-3-oxo-androsta-1,4-diene-17 β -carbothioic acid S-fluoromethyl ester

Example 19 was prepared from Intermediate 19 using a method analogous to that described for Example 1: LCMS retention time 3.66min, m/z 553 MH⁺

25

Example 20: 6 α ,9 α -Difluoro-11 β -hydroxy-16 α -methyl-17 α -[(5-methylisoxazole-4-carbonyl)oxy]-3-oxo-androsta-1,4-diene-17 β -carbothioic acid S-fluoromethyl ester

Example 20 was prepared from Intermediate 20 using a method analogous to that described for Example 1: LCMS retention time 3.60min, m/z 554 MH⁺

30

Example 21: 6 α ,9 α -Difluoro-11 β -hydroxy-16 α -methyl-17 α -[(1-methyl-1H-pyrrole-2-carbonyl)oxy]-3-oxo-androsta-1,4-diene-17 β -carbothioic acid S-fluoromethyl ester

Example 21 was prepared from Intermediate 21 using a method analogous to that described for Example 1: LCMS retention time 3.72min, m/z 552 MH⁺

Example 22: 6 α ,9 α -Difluoro-11 β -hydroxy-16 α -methyl-3-oxo-17 α -[(1,3-thiazole-4-carbonyl)oxy]-androsta-1,4-diene-17 β -carbothioic acid S-fluoromethyl ester

5 Example 22 was prepared from Intermediate 22 using a method analogous to that described for Example 1: LCMS retention time 3.47min, m/z 552 MH⁺

Example 23: 6 α ,9 α -Difluoro-17 α -[(2,4-dimethyl-1,3-thiazole-5-carbonyl)oxy]-11 β -hydroxy-16 α -methyl-3-oxo-androsta-1,4-diene-17 β -carbothioic acid S-fluoromethyl ester

10 Example 23 was prepared from Intermediate 23 using a method analogous to that described for Example 1: LCMS retention time 3.51min, m/z 584 MH⁺

Example 24: 6 α ,9 α -Difluoro-11 β -hydroxy-16 α -methyl-17 α -[(5-methylisoxazole-3-carbonyl)oxy]-3-oxo-androsta-1,4-diene-17 β -carbothioic acid S-fluoromethyl ester

15 Example 24 was prepared from Intermediate 24 using a method analogous to that described for Example 1: LCMS retention time 3.65min, m/z 554 MH⁺

Example 25: 6 α ,9 α -Difluoro-11 β -hydroxy-16 α -methyl-17 α -[(3-methylisoxazole-5-carbonyl)oxy]-3-oxo-androsta-1,4-diene-17 β -carbothioic acid S-fluoromethyl ester

20 Example 25 was prepared from Intermediate 25 using a method analogous to that described for Example 1: LCMS retention time 3.52min, m/z 554 MH⁺

Example 26: 6 α ,9 α -Difluoro-17 α -[(1,3-dimethyl-1H-pyrazole-5-carbonyl)oxy]-11 β -hydroxy-16 α -methyl-3-oxo-androsta-1,4-diene-17 β -carbothioic acid S-fluoromethyl ester

25 Example 26 was prepared from Intermediate 26 using a method analogous to that described for Example 1: LCMS retention time 3.52min, m/z 567 MH⁺

Example 27: 6 α ,9 α -Difluoro-11 β -hydroxy-16 α -methyl-3-oxo-17 α -[(1,2,3-thiadiazole-5-carbonyl)oxy]-androsta-1,4-diene-17 β -carbothioic acid S-fluoromethyl ester

30 Example 27 was prepared from Intermediate 27 using a method analogous to that described for Example 1: LCMS retention time 3.47min, m/z 557 MH⁺

Example 28: 6 α ,9 α -Difluoro-11 β -hydroxy-17 α -[(isoxazole-3-carbonyl)oxy]-16 α -methyl-3-oxo-androsta-1,4-diene-17 β -carbothioic acid S-fluoromethyl ester

Example 28 was prepared from Intermediate 28 using a method analogous to that described for Example 1: LCMS retention time 3.48min, m/z 540 MH⁺

5

Example 29: 6 α ,9 α -Difluoro-11 β -hydroxy-17 α -[(4-methoxy-thiophene-3-carbonyl)oxy]-16 α -methyl-3-oxo-androsta-1,4-diene-17 β -carbothioic acid S-fluoromethyl ester

Example 29 was prepared from Intermediate 29 using a method analogous to that described for Example 1: LCMS retention time 3.69min, m/z 585 MH⁺

10

Example 30: 6 α ,9 α -Difluoro-11 β -hydroxy-16 α -methyl-17 α -[(2-methyl-1,3-thiazole-4-carbonyl)oxy]-3-oxo-androsta-1,4-diene-17 β -carbothioic acid S-fluoromethyl ester

Example 30 was prepared from Intermediate 30 using a method analogous to that described for Example 1: LCMS retention time 3.47min, m/z 570 MH⁺

15

Example 31: 6 α ,9 α -Difluoro-17 α -[(3-ethoxy-thiophene-2-carbonyl)oxy]-11 β -hydroxy-16 α -methyl-3-oxo-androsta-1,4-diene-17 β -carbothioic acid S-fluoromethyl ester

Example 31 was prepared from Intermediate 31 using a method analogous to that described for Example 1: LCMS retention time 3.68min, m/z 599 MH⁺

20

Example 32: 6 α ,9 α -Difluoro-11 β -hydroxy-16 α -methyl-3-oxo-17 α -[(1,2,3-thiadiazole-4-carbonyl)oxy]-androsta-1,4-diene-17 β -carbothioic acid S-fluoromethyl ester

Example 32 was prepared from Intermediate 32 using a method analogous to that described for Example 1: LCMS retention time 3.30min, m/z 557 MH⁺

25

Example 33: 6 α ,9 α -Difluoro-11 β -hydroxy-16 α -methyl-3-oxo-17 α -[(1H-pyrrole-2-carbonyl)oxy]-androsta-1,4-diene-17 β -carbothioic acid S-fluoromethyl ester

Example 33 was prepared from Intermediate 33 using a method analogous to that described for Example 1: LCMS retention time 3.42min, m/z 528 MH⁺

30

Example 34: 6 α ,9 α -Difluoro-11 β -hydroxy-16 α -methyl-3-oxo-17 α -[(1,3-thiazole-5-carbonyl)oxy]-androsta-1,4-diene-17 β -carbothioic acid S-fluoromethyl ester

Example 34 was prepared from Intermediate 34 using a method analogous to that described for Example 1: LCMS retention time 3.44min, m/z 556 MH⁺

Example 35: 6 α ,9 α -Difluoro-11 β -hydroxy-16 α -methyl-3-oxo-17 α -[(1,2,5-thiadiazole-3-carbonyl)oxy]-androsta-1,4-diene-17 β -carbothioic acid S-fluoromethyl ester

Example 35 was prepared from Intermediate 35 using a method analogous to that described for Example 1: LCMS retention time 3.53min, m/z 557 MH⁺

Example 36: 6 α ,9 α -Difluoro-11 β -hydroxy-17 α -[(isothiazole-3-carbonyl)oxy]-16 α -methyl-3-oxo-androsta-1,4-diene-17 β -carbothioic acid S-fluoromethyl ester

Example 36 was prepared from Intermediate 36 using a method analogous to that described for Example 1: LCMS retention time 3.51min, m/z 556 MH⁺

Example 37: 6 α ,9 α -Difluoro-11 β -hydroxy-17 α -[(isothiazole-5-carbonyl)oxy]-16 α -methyl-3-oxo-androsta-1,4-diene-17 β -carbothioic acid S-fluoromethyl ester

Example 37 was prepared from Intermediate 37 using a method analogous to that described for Example 1: LCMS retention time 3.59min, m/z 556 MH⁺

Example 38: 6 α ,9 α -Difluoro-11 β -hydroxy-16 α -methyl-17 α -[(5-methylthiophene-2-carbonyl)oxy]-3-oxo-androsta-1,4-diene-17 β -carbothioic acid S-fluoromethyl ester

Example 38 was prepared from Intermediate 7 using a method analogous to that described for Example 1: LCMS retention time 3.78min, m/z 569 MH⁺

Example 39: 6 α ,9 α -Difluoro-17 α -[(2-furanylcarbonyl)oxy]-11 β -hydroxy-16 α -methyl-3-oxo-androsta-1,4-diene-17 β -carbothioic acid S-methyl ester

A suspension of Intermediate 1 (507mg, 1mmol) was dissolved in anhydrous N, N-dimethylformamide (5ml) and sodium hydrogen carbonate (92mg, 1.1mmol) was added. The mixture was stirred at 0°C and iodomethane (0.125ml, 2mmol) was added and the mixture was stirred at 0-5°C for 2.5h. Diethylamine (0.41ml, 4mmole) was added and the mixture stirred at 5°C for 30min. The mixture was added to 2M hydrochloric acid (25ml) to give a white precipitate. Water (75ml) was added and the precipitate was collected by filtration to give the title compound as a white solid (456mg, 88%): LCMS retention time 3.54min, m/z 521 MH⁺.

Example 40: 6 α ,9 α -Difluoro-11 β -hydroxy-16 α -methyl-17 α -[(3-methylthiophene-2-carbonyl)oxy]-3-oxo-androsta-1,4-diene-17 β -carbothioic acid S-fluoromethyl ester

Example 40 was prepared from Intermediate 38 using a method analogous to that described for Example 1: LCMS retention time 3.78min, m/z 569 MH⁺

5

Example 41: 6 α ,9 α -Difluoro-11 β -hydroxy-16 α -methyl-17 α -[(4-methyl-1,3-thiazole-5-carbonyl)oxy]-3-oxo-androsta-1,4-diene-17 β -carbothioic acid S-fluoromethyl ester

Example 41 was prepared from Intermediate 39 using a method analogous to that described for Example 1: LCMS retention time 3.51min, m/z 570 MH⁺

10

Example 42: 17 α -[(1-Ethyl-3-methyl-1H-pyrazole-5-carbonyl)oxy]-6 α ,9 α -difluoro-11 β -hydroxy-16 α -methyl-3-oxo-androsta-1,4-diene-17 β -carbothioic acid S-fluoromethyl ester

Example 42 was prepared from Intermediate 40 using a method analogous to that

15 described for Example 1: LCMS retention time 3.64min, m/z 581MH⁺

Example 43: 6 α ,9 α -Difluoro-17 α -[(1-methyl-1H-imidazole-5-carbonyl)oxy]-11 β -hydroxy-16 α -methyl-3-oxo-androsta-1,4-diene-17 β -carbothioic acid S-fluoromethyl ester

20 Example 43 was prepared from Intermediate 41 using a method analogous to that described for Example 1: LCMS retention time 3.14min, m/z 553 MH⁺

Pharmacological Activity

In Vitro Pharmacological Activity

25 Pharmacological activity was assessed in a functional *in vitro* assay of glucocorticoid agonist activity which is generally predictive of anti-inflammatory or anti-allergic activity *in vivo*.

The functional assay was based on that described by K.P.Ray *et al.*, Biochem J. (1997), 328, 707-715. A549 cells stably transfected with a reporter gene containing the NF- κ B responsive elements from the ELAM gene promoter coupled to sPAP (secreted alkaline phosphatase) were treated with test compounds at appropriate doses for 1 hour at 37°C. The cells were then stimulated with tumour necrosis factor (TNF, 10ng/ml) for 16 hours, at which time the amount of alkaline phosphatase

30

produced is measured by a standard colourimetric assay. Dose response curves were constructed from which EC₅₀ values were estimated.

In this test the compounds of Examples 1 to 9, 11-13, 15-22 and 24-42 showed an EC₅₀ value of <1nM. In this test the compounds of Examples 10, 14 and 23 showed an EC₅₀ value of 1, 2 and 17 nM respectively.

The glucocorticoid receptor (GR) can function in at least two distinct mechanisms, by upregulating gene expression through the direct binding of GR to specific sequences in gene promoters, and by downregulating gene expression that is being driven by other transcription factors (such as NFκB or AP-1) through their direct interaction with GR.

In a variant of the above method, to monitor these functions, two reporter plasmids have been generated and introduced separately into A549 human lung epithelial cells by transfection. The first cell line contains the firefly luciferase reporter gene under the control of a synthetic promoter that specifically responds to activation of the transcription factor NFκB when stimulated with TNFα. The second cell line contains the renilla luciferase reporter gene under the control of a synthetic promoter that comprises 3 copies of the consensus glucocorticoid response element, and which responds to direct stimulation by glucocorticoids. Simultaneous measurement of transactivation and transrepression was conducted by mixing the two cell lines in a 1:1 ratio in 96 well plate (40,000 cells per well) and growing overnight at 37°C. Test compounds were dissolved in DMSO, and added to the cells at a final DMSO concentration of 0.7%. After incubation for 1h 0.5ng/ml TNFα (R&D Systems) was added and after a further 15 hours at 37°C, the levels of firefly and renilla luciferase were measured using the Packard Firelite kit following the manufacturers' directions. Dose response curves were constructed from which EC₅₀ values were determined.

	Transactivation (GR)	Transrepression (NFκB)
	ED ₅₀ (nM)	ED ₅₀ (nM)
Example 1	0.06	0.20
Metabolite (X)	>250	>1000
Fluticasone propionate	0.07	0.16

Screen for progesterone receptor activity

The human breast cancer cell line T47D has been reported to upregulate an endogenous alkaline phosphatase in response to progestins (Di Lorenzo *et al.*, Cancer Research (1991) **51**, 4470-4475. T47D cells were seeded into 96 well plates at a density of 1×10^5 cells per well and grown overnight at 37°C. Steroids were dissolved in DMSO, added to the cells (final DMSO concentration 0.7%), and incubated for 24 hours at 37°C. The cells were then washed with PBS and lysed with RIPA buffer (1% IGEPAL, 0.5% Na deoxycholate, 0.1% SDS in phosphate buffered saline). Alkaline phosphatase activity was measured spectrophotometrically (405nm) using p-nitrophenylphosphate (1.5mg/ml) as a substrate dissolved in 1M diethanolamine, 0.28M NaCl, 0.5mM $MgCl_2$. Dose response curves were constructed from which EC_{50} values were estimated.

Example 12 was tested for progesterone activity in accordance with the above screen and the selectivity was determined by dividing the ED_{50} at the progesterone receptor by the ED_{50} at the glucocorticoid receptor.

The selectivity of Example 12 was 364 (compare fluticasone propionate: selectivity = 23)

In Vivo Pharmacological Activity

Pharmacological activity *in vivo* was assessed in an ovalbumin sensitised Brown Norway rat eosinophilia model. This model is designed to mimic allergen induced lung eosinophilia, a major component of lung inflammation in asthma.

Example 1 produced dose dependant inhibition of lung eosinophilia in this model after dosing as an intra-tracheal (IT) suspension in saline 30 min prior to ovalbumin challenge. Significant inhibition is achieved after a single dose of 30µg of Example 1 and the response was significantly ($p=0.016$) greater than that seen with an equivalent dose of fluticasone propionate in the same study (69% inhibition with Example 1 vs 41% inhibition with fluticasone propionate).

In a rat model of thymus involution 3 daily IT doses of 100µg of Example 1 induced significantly smaller reductions in thymus weight ($p=0.004$) than an equivalent dose

of fluticasone propionate in the same study (67% reduction of thymus weight with Example 1 vs 78% reduction with fluticasone propionate).

Taken together these results indicate a superior therapeutic index for Example 1 compared to fluticasone propionate.

In vitro metabolism in rat and human hepatocytes

Incubation of Example 1 with rat or human hepatocytes shows the compound to be metabolised in an identical manner to fluticasone propionate with the 17- β carboxylic acid (X) being the only significant metabolite produced. Investigation of the rate of appearance of this metabolite on incubation of Example 1 with human hepatocytes (37°C, 10 μ M drug concentration, hepatocytes from 3 subjects, 0.2 and 0.7 million cells/mL) shows Example 1 to be metabolised ca. 5-fold more rapidly than fluticasone propionate:-

15

Subject number	Cell density (million cells/mL)	17- β acid metabolite production (pmol/h)	
		Example 1	Fluticasone propionate
1	0.2	48.9	18.8
1	0.7	73.3	35.4
2	0.2	118	9.7
2	0.7	903	23.7
3	0.2	102	6.6
3	0.7	580	23.9

Median metabolite production 102-118 pmol/h for Example 1 and 18.8-23.0 pmol/h for fluticasone propionate.

20

Pharmacokinetics after intravenous (IV) and oral dosing in rats

Example 1 was dosed orally (0.1mg/kg) and IV (0.1 mg/kg) to male Wistar Han rats and pharmacokinetic parameters determined. Compound (I) showed negligible oral bioavailability (0.9%) and plasma clearance of 47.3 mL/min/kg, approaching liver blood flow (plasma clearance of fluticasone propionate = 45.2 mL/min/kg).

25

Examples 4, 19, 24, 25 and 28 were dosed IV (0.1 mg/kg) to male Wistar Han rats and plasma clearance values of 49, 48, 47, 46, and 51 mL/min/kg respectively were determined.

5 Pharmacokinetics after intra-tracheal dry powder dosing in the pig.

Anaesthetised pigs (2) were dosed intra-tracheally with a homogenous mixture of Example 1 (1mg) and fluticasone propionate (1mg) as a dry powder blend in lactose (10% w/w). Serial blood samples were taken for up to 8h following dosing. Plasma levels of Example 1 and fluticasone propionate were determined following extraction and analysis using LC-MS/MS methodology, the lower limits of quantitation of the methods were 10 and 20pg/mL for Example 1 and fluticasone propionate respectively. Using these methods Example 1 was quantifiable up to 2 hours after dosing and fluticasone propionate was quantifiable up to 8 hours after dosing. Maximum plasma concentrations were observed for both compounds within 15min after dosing. Plasma half-life data obtained from IV dosing (0.1mg/kg) was used to calculate AUC (0-inf) values for Example 1. This compensates for the plasma profile of Example 1 only being defined up to 2 hours after an IT dose and removes any bias due to limited data between Example 1 and fluticasone propionate.

20 C_{max} and AUC (0-inf) values show markedly reduced systemic exposure to Example 1 compared to fluticasone propionate:-

	C _{max} (pg/mL)		AUC (0-inf) (hr.pg/mL)	
	Pig 1	Pig 2	Pig 1	Pig 2
25 Example 1	117	81	254	221
Fluticasone propionate	277	218	455	495

30 The pharmacokinetic parameters for both Example 1 and fluticasone propionate were the same in the anaesthetised pig following intravenous administration of a mixture of the two compounds at 0.1mg/kg. The clearance of these two glucocorticoids is similar in this experimental pig model.

35 Throughout the specification and the claims which follow, unless the context requires otherwise, the word 'comprise', and variations such as 'comprises' and 'comprising',

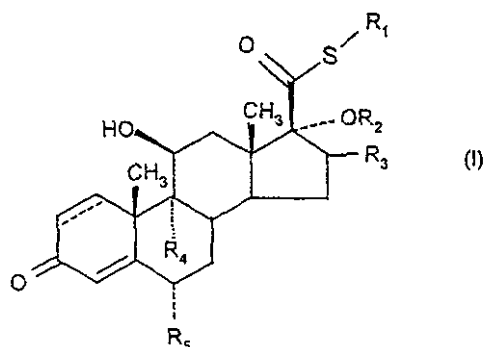
will be understood to imply the inclusion of a stated integer or step or group of integers but not to the exclusion of any other integer or step or group of integers or steps.

- 5 The application of which this description and claims forms part may be used as a basis for priority in respect of any subsequent application. The claims of such subsequent application may be directed to any feature or combination of features described herein. They may take the form of product, composition, process, or use claims and may include, by way of example and without limitation, the following
- 10 claims.

The patents and patent applications described in this application are herein incorporated by reference.

CLAIMS

1. A compound of formula (I)



5

wherein

R_1 represents C_{1-6} alkyl or C_{1-6} haloalkyl;

R_2 represents $-C(=O)-$ aryl or $-C(=O)-$ heteroaryl;

R_3 represents hydrogen, methyl (which may be in either the α or β configuration) or methylene;

R_4 and R_5 are the same or different and each represents hydrogen or halogen; and

— represents a single or a double bond;

and salts and solvates thereof.

2. A compound according to claim 1 in which R_1 represents fluoromethyl, chloromethyl, bromomethyl or 2'-fluoroethyl.

3. A compound according to claim 2 in which R_1 represents fluoromethyl.

4. A compound according to any one of claims 1 to 3 in which R_2 represents $-C(=O)-$ heteroaryl.

5. A compound according to claim 4 wherein heteroaryl represents a 5-membered heterocyclic aromatic ring containing 1 to 3 heteroatoms selected from O, N and S which may optionally be substituted.

6. A compound according to claim 5 wherein the heterocyclic ring is substituted with one or more substituents selected from C_{1-6} alkyl, C_{1-6} alkoxy and halogen.

7. A compound according to claim 5 or claim 6 in which the heterocyclic ring is furanyl, pyrrolyl or thiophenyl.

8. A compound according to claim 7 in which the heterocyclic ring is furanyl or thiophenyl.

9. A compound according to claim 5 or claim 6 in which the 5-membered heterocyclic ring contains 2 heteroatoms selected from O, N and S.
10. A compound according to claim 9 wherein the heterocyclic ring is selected from thiazolyl, isothiazolyl, pyrazolyl and imidazolyl.
- 5 11. A compound according to claim 5 or claim 6 in which the 5-membered heterocyclic ring contains 3 heteroatoms selected from O, N and S.
12. A compound according to claim 11 wherein the heterocycle is thiadiazolyl.
13. A compound according to any one of claims 5 to 12 wherein the heterocyclic ring is substituted with one or more substituents selected from C₁₋₆alkyl and
10 halogen.
14. A compound according to any one of claims 1 to 13 in which R₃ is methyl.
15. A compound according to any of claims 1 to 14 in which R₄ and R₅ are the same or different and each represents hydrogen, fluorine or chlorine.
16. A compound according to any one of claims 1 to 15 in which R₄ and R₅ are
15 the same or different and each represents hydrogen or fluorine.
17. A compound according to any of claims 1 to 16 in which both R₄ and R₅ are fluorine.
18. A compound according to claim 1 in which R₁ is fluoromethyl; R₂ is -C(=O)-2-furanyl; R₃ is methyl; R₄ and R₅ are the same or different and each
20 represents hydrogen or fluorine; and ----- represents a single or a double bond.
19. A compound according to claim 18 in which R₄ and R₅ are each fluorine.
20. A compound according to any one of claims 1 to 19 in which ===== represents a double bond.
21. A compound according to claim 1 which is:
- 25 6 α ,9 α -Difluoro-17 α -[(3-furanylcabonyl)oxy]-11 β -hydroxy-16 α -methyl-3-oxo-androsta-1,4-diene-17 β -carbothioic acid S-fluoromethyl ester;
- 6 α ,9 α -Difluoro-11 β -hydroxy-16 α -methyl-3-oxo-17 α -[(2-thienylcarbonyl)oxy]-androsta-1,4-diene-17 β -carbothioic acid S-fluoromethyl ester;
- 6 α ,9 α -Difluoro-11 β -hydroxy-16 α -methyl-3-oxo-17 α -[(3-thienylcarbonyl)oxy]-
30 androsta-1,4-diene-17 β -carbothioic acid S-fluoromethyl ester;
- 17 α -(Benzoyl)oxy-6 α ,9 α -Difluoro-11 β -hydroxy-16 α -methyl-3-oxo-androsta-1,4-diene-17 β -carbothioic acid S-fluoromethyl ester;
- 9 α -Fluoro-17 α -[(2-furanylcabonyl)oxy]-11 β -hydroxy-16 β -methyl-3-oxo-androsta-1,4-diene-17 β -carbothioic acid S-fluoromethyl ester;

6 α ,9 α -Difluoro-17 α -[(2-furanylcarbonyl)oxy]-11 β -hydroxy-16 α -methyl-3-oxo-androst-4-ene-17 β -carbothioic acid S-fluoromethyl ester;
or a salt or solvate of any one thereof.

22. A compound of formula (I) according to claim 1 which is:

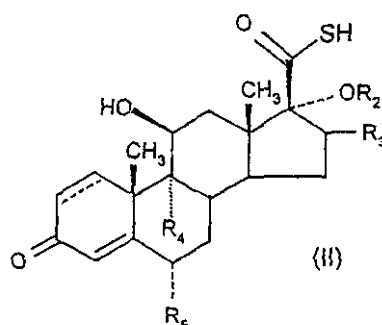
- 5 6 α ,9 α -Difluoro-11 β -hydroxy-17 α -[(isoxazole-5-carbonyl)oxy]-16 α -methyl-3-oxo-androsta-1,4-diene-17 β -carbothioic acid S-fluoromethyl ester;
17 α -[(5-Chlorothiophene-2-carbonyl)oxy]-6 α ,9 α -difluoro-11 β -hydroxy-16 α -methyl-3-oxo-androsta-1,4-diene-17 β -carbothioic acid S-fluoromethyl ester;
6 α ,9 α -Difluoro-17 α -[(3,5-dimethylisoxazole-4-carbonyl)oxy]-11 β -hydroxy-16 α -
10 methyl-3-oxo-androsta-1,4-diene-17 β -carbothioic acid S-fluoromethyl ester;
17 α -[(5-Chloro-4-methoxy-thiophene-3-carbonyl)oxy]-6 α ,9 α -difluoro-11 β -hydroxy-16 α -methyl-3-oxo-androsta-1,4-diene-17 β -carbothioic acid S-fluoromethyl ester;
6 α ,9 α -Difluoro-11 β -hydroxy-16 α -methyl-17 α -[(4-methyl-1,2,3-thiadiazole-5-carbonyl)oxy]-3-oxo-androsta-1,4-diene-17 β -carbothioic acid S-fluoromethyl ester;
15 17 α -[(3-Bromothiophene-2-carbonyl)oxy]-6 α ,9 α -difluoro-11 β -hydroxy-16 α -methyl-3-oxo-androsta-1,4-diene-17 β -carbothioic acid S-fluoromethyl ester;
17 α -[(2,5-Dichlorothiophene-3-carbonyl)oxy]-6 α ,9 α -difluoro-11 β -hydroxy-16 α -methyl-3-oxo-androsta-1,4-diene-17 β -carbothioic acid S-fluoromethyl ester;
17 α -[(5-Bromofuran-2-carbonyl)oxy]-6 α ,9 α -difluoro-11 β -hydroxy-16 α -methyl-3-oxo-
20 androsta-1,4-diene-17 β -carbothioic acid S-fluoromethyl ester;
6 α ,9 α -Difluoro-17 α -[(2,5-dimethylfuran-3-carbonyl)oxy]-11 β -hydroxy-16 α -methyl-3-oxo-androsta-1,4-diene-17 β -carbothioic acid S-fluoromethyl ester;
17 α -[(3-Chlorothiophene-2-carbonyl)oxy]-6 α ,9 α -difluoro-11 β -hydroxy-16 α -methyl-3-oxo-androsta-1,4-diene-17 β -carbothioic acid S-fluoromethyl ester;
25 6 α ,9 α -Difluoro-11 β -hydroxy-16 α -methyl-17 α -[(2-methylfuran-3-carbonyl)oxy]-3-oxo-androsta-1,4-diene-17 β -carbothioic acid S-fluoromethyl ester;
6 α ,9 α -Difluoro-11 β -hydroxy-16 α -methyl-17 α -[(3-methylfuran-2-carbonyl)oxy]-3-oxo-androsta-1,4-diene-17 β -carbothioic acid S-fluoromethyl ester;
6 α ,9 α -Difluoro-11 β -hydroxy-16 α -methyl-17 α -[(5-methylisoxazole-4-carbonyl)oxy]-3-
30 oxo-androsta-1,4-diene-17 β -carbothioic acid S-fluoromethyl ester;
6 α ,9 α -Difluoro-11 β -hydroxy-16 α -methyl-17 α -[(1-methyl-1H-pyrrole-2-carbonyl)oxy]-3-oxo-androsta-1,4-diene-17 β -carbothioic acid S-fluoromethyl ester;

- 6 α ,9 α -Difluoro-11 β -hydroxy-16 α -methyl-3-oxo-17 α -[(1,3-thiazole-4-carbonyl)oxy]-androsta-1,4-diene-17 β -carbothioic acid S-fluoromethyl ester;
- 6 α ,9 α -Difluoro-17 α -[(2,4-dimethyl-1,3-thiazole-5-carbonyl)oxy]-11 β -hydroxy-16 α -methyl-3-oxo-androsta-1,4-diene-17 β -carbothioic acid S-fluoromethyl ester;
- 5 6 α ,9 α -Difluoro-11 β -hydroxy-16 α -methyl-17 α -[(5-methylisoxazole-3-carbonyl)oxy]-3-oxo-androsta-1,4-diene-17 β -carbothioic acid S-fluoromethyl ester;
- 6 α ,9 α -Difluoro-11 β -hydroxy-16 α -methyl-17 α -[(3-methylisoxazole-5-carbonyl)oxy]-3-oxo-androsta-1,4-diene-17 β -carbothioic acid S-fluoromethyl ester;
- 6 α ,9 α -Difluoro-17 α -[(1,3-dimethyl-1H-pyrazole-5-carbonyl)oxy]-11 β -hydroxy-16 α -methyl-3-oxo-androsta-1,4-diene-17 β -carbothioic acid S-fluoromethyl ester;
- 10 6 α ,9 α -Difluoro-11 β -hydroxy-17 α -[(isoxazole-3-carbonyl)oxy]-16 α -methyl-3-oxo-androsta-1,4-diene-17 β -carbothioic acid S-fluoromethyl ester;
- 6 α ,9 α -Difluoro-11 β -hydroxy-17 α -[(4-methoxy-thiophene-3-carbonyl)oxy]-16 α -methyl-3-oxo-androsta-1,4-diene-17 β -carbothioic acid S-fluoromethyl ester;
- 15 6 α ,9 α -Difluoro-11 β -hydroxy-16 α -methyl-17 α -[(2-methyl-1,3-thiazole-4-carbonyl)oxy]-3-oxo-androsta-1,4-diene-17 β -carbothioic acid S-fluoromethyl ester;
- 6 α ,9 α -Difluoro-17 α -[(3-ethoxy-thiophene-2-carbonyl)oxy]-11 β -hydroxy-16 α -methyl-3-oxo-androsta-1,4-diene-17 β -carbothioic acid S-fluoromethyl ester;
- 6 α ,9 α -Difluoro-11 β -hydroxy-16 α -methyl-3-oxo-17 α -[(1,2,3-thiadiazole-4-carbonyl)oxy]-androsta-1,4-diene-17 β -carbothioic acid S-fluoromethyl ester;
- 20 6 α ,9 α -Difluoro-11 β -hydroxy-16 α -methyl-3-oxo-17 α -[(1H-pyrrole-2-carbonyl)oxy]-androsta-1,4-diene-17 β -carbothioic acid S-fluoromethyl ester;
- 6 α ,9 α -Difluoro-11 β -hydroxy-16 α -methyl-3-oxo-17 α -[(1,3-thiazole-5-carbonyl)oxy]-androsta-1,4-diene-17 β -carbothioic acid S-fluoromethyl ester;
- 25 6 α ,9 α -Difluoro-11 β -hydroxy-16 α -methyl-3-oxo-17 α -[(1,2,5-thiadiazole-3-carbonyl)oxy]-androsta-1,4-diene-17 β -carbothioic acid S-fluoromethyl ester;
- 6 α ,9 α -Difluoro-11 β -hydroxy-17 α -[(isothiazole-3-carbonyl)oxy]-16 α -methyl-3-oxo-androsta-1,4-diene-17 β -carbothioic acid S-fluoromethyl ester;
- 6 α ,9 α -Difluoro-11 β -hydroxy-17 α -[(isothiazole-5-carbonyl)oxy]-16 α -methyl-3-oxo-androsta-1,4-diene-17 β -carbothioic acid S-fluoromethyl ester;
- 30 6 α ,9 α -Difluoro-11 β -hydroxy-16 α -methyl-17 α -[(5-methylthiophene-2-carbonyl)oxy]-3-oxo-androsta-1,4-diene-17 β -carbothioic acid S-fluoromethyl ester;

- 6 α ,9 α -Difluoro-17 α -[(2-furanylcarbonyl)oxy]-11 β -hydroxy-16 α -methyl-3-oxo-androsta-1,4-diene-17 β -carbothioic acid S-methyl ester;
- 6 α ,9 α -Difluoro-11 β -hydroxy-16 α -methyl-17 α -[(3-methylthiophene-2-carbonyl)oxy]-3-oxo-androsta-1,4-diene-17 β -carbothioic acid S-fluoromethyl ester;
- 5 6 α ,9 α -Difluoro-11 β -hydroxy-16 α -methyl-17 α -[(4-methyl-1,3-thiazole-5-carbonyl)oxy]-3-oxo-androsta-1,4-diene-17 β -carbothioic acid S-fluoromethyl ester;
- 17 α -[(1-Ethyl-3-methyl-1H-pyrazole-5-carbonyl)oxy]-6 α ,9 α -difluoro-11 β -hydroxy-16 α -methyl-3-oxo-androsta-1,4-diene-17 β -carbothioic acid S-fluoromethyl ester;
- 6 α ,9 α -Difluoro-17 α -[(1-methyl-1H-imidazole-5-carbonyl)oxy]-11 β -hydroxy-16 α -
- 10 methyl-3-oxo-androsta-1,4-diene-17 β -carbothioic acid S-fluoromethyl ester;
- 6 α ,9 α -Difluoro-11 β -hydroxy-16 α -methyl-3-oxo-17 α -[(1,2,3-thiadiazole-5-carbonyl)oxy]-androsta-1,4-diene-17 β -carbothioic acid S-fluoromethyl ester;
- or a salt or solvate of any one thereof.
23. A compound of formula (I) as defined in any of claims 1 to 22 or a
- 15 physiologically acceptable salt or solvate thereof for use in veterinary or human medicine.
24. Use of a compound of formula (I) as defined in any of claims 1 to 22 or a physiologically acceptable salt or solvate thereof for the manufacture of a medicament for the treatment of inflammatory and/or allergic conditions.
- 20 25. A pharmaceutical composition comprising a compound of formula (I) as defined in any of claims 1 to 22 or a physiologically acceptable salt or solvate thereof together, if desirable, in admixture with one or more physiologically acceptable diluents or carriers.
26. A pharmaceutical aerosol formulation comprising a compound of formula (I)
- 25 as defined in any of claims 1 to 22 or a physiologically acceptable salt or solvate thereof, and a fluorocarbon or hydrogen-containing-chlorofluoro carbon as propellant, optionally in combination with a surfactant and or a cosolvent.
27. A pharmaceutical composition according to claim 25 which further comprises another therapeutically active agent.
- 30 28. A pharmaceutical composition according to claim 27 in which said another therapeutically active agent is a β_2 -adrenoreceptor agonist.
29. A pharmaceutical composition comprising a combination of a compound of formula (I) according to any one of claims 1 to 22 or a physiologically acceptable salt or solvate thereof together with a PDE4 inhibitor.

30. A method for the treatment of a human or animal subject with an anti-inflammatory and/or allergic condition, which method comprises administering to said human or animal subject an effective amount of a compound of formula (I) as defined in any of claims 1 to 22 or a physiologically acceptable salt or solvate thereof.

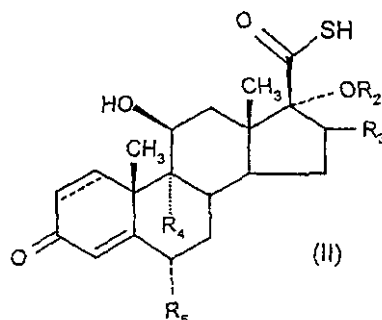
31. A process for preparing a compound of formula (I) according to claim 1 which comprises alkylation of a compound of formula (II)



wherein R_2 , R_3 , R_4 , R_5 and --- are as defined in claim 1.

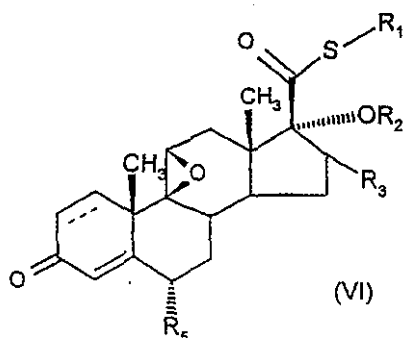
32. A process according to claim 31 wherein alkylation is performed by reacting the compound of formula (II) with an appropriate alkyl or haloalkyl halide.

33. A compound of formula (II)



wherein R_2 , R_3 , R_4 , R_5 and --- are as defined in claim 1.

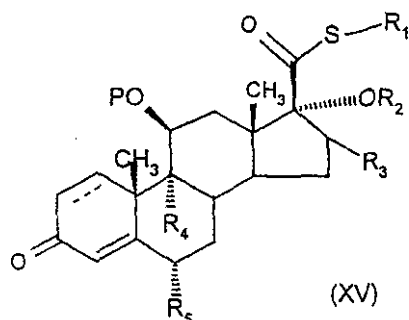
34. A process for preparing a compound of formula (I) as defined in claim 1 wherein R_4 represents fluorine or a salt or solvate thereof which comprises reacting a compound of formula (VI)



wherein R₁, R₂, R₃, R₅ and $\overline{\text{---}}$ are as defined in claim 1 with a fluorine source.

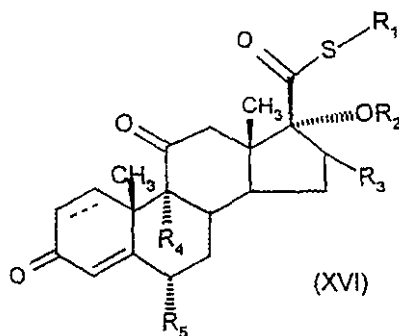
35. A process for preparing a compound of formula (I) as defined in claim 1 or a salt or solvate thereof which comprises deprotecting or unmasking a compound of formula (I) in which the 11- β -hydroxy group is protected or masked.

36. A process according to claim 35 in which the 11- β -hydroxy group is protected which comprises deprotecting a compound of formula (XV)



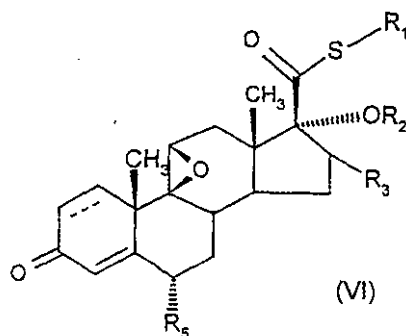
wherein P represents a hydroxy protecting group and wherein R₁, R₂, R₃, R₄, R₅ and ----- are as defined in claim 1.

37. A process according to claim 35 in which the 11- β -hydroxy group is masked as a carbonyl group which comprises reduction of a compound of formula (XVI)



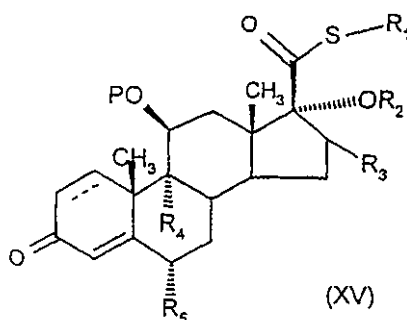
wherein R₁, R₂, R₃, R₄, R₅ and $\overline{\text{---}}$ are as defined in claim 1.

38. A compound of formula (VI)



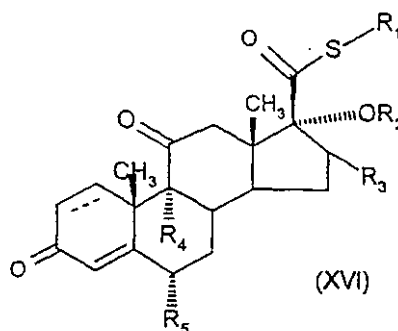
5 wherein R₁, R₂, R₃, R₅ and $\overline{\text{---}}$ are as defined in claim 1.

39. A compound of formula (XV)



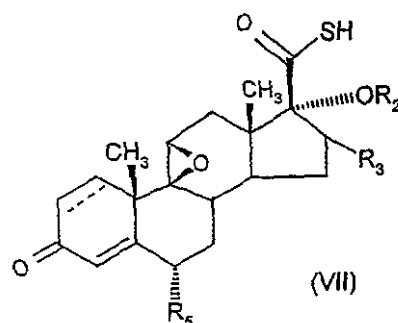
wherein P represents a hydroxy protecting group and R₁, R₂, R₃, R₄, R₅ and --- are as defined in claim 1.

10 40. A compound of formula (XVI)



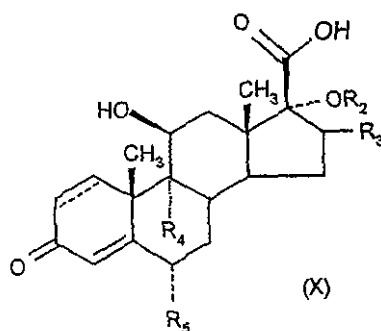
or a derivative thereof wherein the 11-ketone is masked and wherein R_1 , R_2 , R_3 , R_4 , R_5 and --- are as defined in claim 1.

41. A compound of formula (VII)



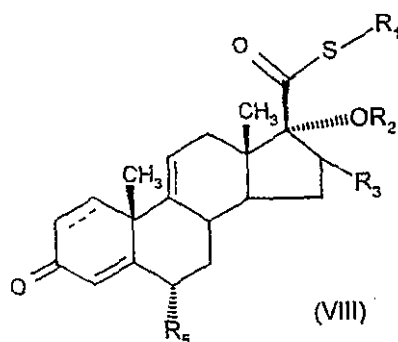
5 or a salt thereof wherein R_2 , R_3 , R_4 , R_5 and --- are as defined in claim 1.

42. A compound of formula (X)



or a salt thereof wherein R_2 , R_3 , R_4 , R_5 and --- are as defined in claim 1.

10 43. A compound of formula (VIII)



wherein R_1 , R_2 , R_3 , R_5 and --- are as defined in claim 1.

INTERNATIONAL SEARCH REPORT

In tional Application No

PCT/GB 01/03499

A. CLASSIFICATION OF SUBJECT MATTER

IPC 7 C07J31/00 A61K31/58 C07J33/00 C07J71/00 C07J3/00
A61P5/44

According to International Patent Classification (IPC) or to both national classification and IPC

B. FIELDS SEARCHED

Minimum documentation searched (classification system followed by classification symbols)

IPC 7 C07J A61K A61P

Documentation searched other than minimum documentation to the extent that such documents are included in the fields searched

Electronic data base consulted during the international search (name of data base and, where practical, search terms used)

EPO-Internal, CHEM ABS Data, BEILSTEIN Data

C. DOCUMENTS CONSIDERED TO BE RELEVANT

Category *	Citation of document, with indication, where appropriate, of the relevant passages	Relevant to claim No.
X	US 3 856 828 A (PHILLIPPS G ET AL) 24 December 1974 (1974-12-24)	41
Y	column 1, line 6,7,42-44 column 5, line 30-40 column 14, paragraph 2; examples 20,21 this document is an X against the second of the claims numbered 41	1-42
Y	ISOGAI, MITSUTAKA ET AL: "Binding affinities of mometasone furoate and related compounds including its metabolites for the glucocorticoid receptor of rat skin tissue" J. STEROID BIOCHEM. MOL. BIOL. (1993), 44(2), 141-5 , XP002182261 the whole document	1-42

☒ Further documents are listed in the continuation of box C.

☒ Patent family members are listed in annex.

* Special categories of cited documents:

- *A* document defining the general state of the art which is not considered to be of particular relevance
- *E* earlier document but published on or after the international filing date
- *L* document which may throw doubts on priority claim(s) or which is cited to establish the publication date of another citation or other special reason (as specified)
- *O* document referring to an oral disclosure, use, exhibition or other means
- *P* document published prior to the international filing date but later than the priority date claimed

- *T* later document published after the international filing date or priority date and not in conflict with the application but cited to understand the principle or theory underlying the invention
- *X* document of particular relevance; the claimed invention cannot be considered novel or cannot be considered to involve an inventive step when the document is taken alone
- *Y* document of particular relevance; the claimed invention cannot be considered to involve an inventive step when the document is combined with one or more other such documents, such combination being obvious to a person skilled in the art
- *Z* document member of the same patent family

Date of the actual completion of the international search

7 November 2001

Date of mailing of the international search report

27/11/2001

Name and mailing address of the ISA

European Patent Office, P.B. 5818 Patentlaan 2
NL - 2280 HV Rijswijk
Tel. (+31-70) 340-2040, Tx. 31 651 epo nl,
Fax: (+31-70) 340-3016

Authorized officer

Watchorn, P

INTERNATIONAL SEARCH REPORT

International Application No

PCT/GB 01/03499

C.(Continuation) DOCUMENTS CONSIDERED TO BE RELEVANT

Category *	Citation of document, with indication, where appropriate, of the relevant passages	Relevant to claim No.
Y	<p>PHILLIPPS G H ET AL: "SYNTHESIS AND STRUCTURE-ACTIVITY RELATIONSHIPS IN A SERIES OF ANTIINFLAMMATORY CORTICOSTEROID ANALOGUES, HALOMETHYL ANDROSTANE-17BETA-CARBOTHIOATES AND-17BETA-CARBOSELENOATES" JOURNAL OF MEDICINAL CHEMISTRY, AMERICAN CHEMICAL SOCIETY. WASHINGTON, US, vol. 37, no. 22, 1 October 1994 (1994-10-01), pages 3717-3729, XP002025925 ISSN: 0022-2623 page 3722; table 3</p>	1-42
Y	<p>US 4 335 121 A (PHILLIPPS GORDON H ET AL) 15 June 1982 (1982-06-15) cited in the application column 1, line 4,5,42-56; examples 1-3,5-14,16-19,22-39 column 33, line 12-16</p>	1-42
Y	<p>US 3 828 080 A (MAY P ET AL) 6 August 1974 (1974-08-06) column 1, line 24,25,59-64; examples 45,I</p>	1-42
Y	<p>EP 0 057 401 A (SCHERING CORP) 11 August 1982 (1982-08-11) whole document, in particular page 4, paragraph 4 and page 56 (claim 4) lines 4-11,16,17</p>	1-42
Y	<p>POPPER T L ET AL: "STRUCTURE-ACTIVITY RELATIONSHIP OF A SERIES OF NOVEL TOPICAL CORTICOSTEROIDS" JOURNAL OF STEROID BIOCHEMISTRY, PERGAMON PRESS PLC, GB, vol. 27, no. 4 - 6, 1987, pages 837-843, XP000972215 ISSN: 0022-4731 page 840 -page 841; examples 21-24,29-32; table 1</p>	1-42
Y	<p>SHAPIRO E L ET AL: "17 HETEROAROYL ESTERS OF CORTICOSTEROIDS 2. 11-BETA HYDROXY SERIES" JOURNAL OF MEDICINAL CHEMISTRY, AMERICAN CHEMICAL SOCIETY. WASHINGTON, US, vol. 30, no. 9, 1987, pages 1581-1588, XP002153839 ISSN: 0022-2623 page 1582; examples 1H-IK; table I page 1583; examples 2C-2E,2G; table II</p>	1-42

INTERNATIONAL SEARCH REPORT

Information on patent family members

International Application No

PCT/GB 01/03499

Patent document cited in search report		Publication date	Patent family member(s)	Publication date
US 3856828	A	24-12-1974	GB 1438940 A	09-06-1976
			AU 473714 B	01-07-1976
			AU 5825273 A	23-01-1975
			BE 802481 A4	18-01-1974
			CA 1034565 A1	11-07-1978
			CH 619968 A5	31-10-1980
			DE 2336633 A1	31-01-1974
			DK 133158 B	29-03-1976
			ES 417012 A2	16-04-1976
			FR 2192840 A2	15-02-1974
			IE 37925 B1	09-11-1977
			IL 42779 A	29-04-1977
			JP 1163743 C	26-08-1983
			JP 49080058 A	02-08-1974
			JP 57050800 B	28-10-1982
			LU 68039 A1	26-09-1973
			NL 7309992 A	22-01-1974
			PH 14795 A	09-12-1981
			SE 396079 B	05-09-1977
			ZA 7304896 A	24-12-1974
US 4335121	A	15-06-1982	AT 395428 B	28-12-1992
			AT 17084 A	15-05-1992
			AT 401521 B	25-09-1996
			AT 34491 A	15-02-1996
			AT 395427 B	28-12-1992
			AT 67481 A	15-05-1992
			AT 395429 B	28-12-1992
			AT 203186 A	15-05-1992
			AU 544517 B2	06-06-1985
			AU 6729881 A	20-08-1981
			BE 887518 A1	13-08-1981
			BG 60700 B2	29-12-1995
			CA 1201114 A1	25-02-1986
			CA 1205464 C	03-06-1986
			CH 644615 A5	15-08-1984
			CH 651307 A5	13-09-1985
			CZ 9104034 A3	16-03-1994
			CY 1291 A	18-10-1985
			DE 3105307 A1	10-12-1981
			DE 3153379 C2	19-11-1992
			DK 62381 A ,B,	16-08-1981
			ES 499394 D0	01-09-1982
			ES 8207194 A1	01-12-1982
			ES 509539 D0	01-04-1983
			ES 8305379 A1	01-07-1983
			ES 518161 D0	16-01-1984
			ES 8402317 A1	16-04-1984
			ES 524985 D0	01-01-1985
			ES 8502447 A1	01-04-1985
			ES 532055 D0	16-10-1985
			ES 8600936 A1	16-02-1986
			FI 810444 A ,B,	16-08-1981
			FR 2477156 A1	04-09-1981
			FR 2485542 A1	31-12-1981
			GB 2088877 A ,B	16-06-1982
			GB 2137206 A ,B	03-10-1984
			HK 58385 A	16-08-1985

INTERNATIONAL SEARCH REPORT

Information on patent family members

In International Application No

PCT/GB 01/03499

Patent document cited in search report	Publication date	Patent family member(s)	Publication date
US 4335121 A		IE 51394 B1	24-12-1986
		IE 51395 B1	24-12-1986
		IT 1170717 B	03-06-1987
		JP 1488353 C	23-03-1989
		JP 56138200 A	28-10-1981
		JP 63037120 B	22-07-1988
		KE 3526 A	07-06-1985
		KR 8500969 B1	02-07-1985
		MX 9202717 A1	30-06-1992
		MY 75785 A	31-12-1985
		NL 84649 C	
		NL 8100707 A ,B,	16-09-1981
		NZ 196260 A	30-11-1983
US 3828080 A	06-08-1974	NONE	
EP 0057401 A	11-08-1982	AT 8790 T	15-08-1984
		AU 549102 B2	16-01-1986
		AU 7991882 A	12-08-1982
		BG 60799 B2	29-03-1996
		CA 1177822 A1	13-11-1984
		CY 1359 A	07-08-1987
		DE 3260474 D1	06-09-1984
		DK 39082 A ,B,	03-08-1982
		EP 0057401 A1	11-08-1982
		FI 820280 A ,B,	03-08-1982
		HK 68487 A	02-10-1987
		HU 188769 B	28-05-1986
		IE 52576 B1	23-12-1987
		IL 64885 A	31-05-1985
		JP 1512102 C	09-08-1989
		JP 57146800 A	10-09-1982
		JP 63060036 B	22-11-1988
		KE 3694 A	13-03-1987
		KR 8900761 B1	05-04-1989
		MX 9203403 A1	01-07-1992
		NO 820263 A ,B,	03-08-1982
		NZ 199600 A	28-09-1984
		OA 7116 A	31-03-1984
		PH 19733 A	17-06-1986
		PT 74357 A ,B	01-02-1982
		US 4472393 A	18-09-1984
		ZA 8200566 A	29-12-1982

作為抗炎劑的 17β -硫代羧酸酯 17α -芳基
羰氧基氧雄甾烷衍生物

撮 錄

根据本發明根据通式 (I) 的化合物，其中 R_1 表示 C_{1-6} 烷基或 C_{1-6} 鹵代烷基； R_2 表示 $-C(=O)-$ 芳基或 $-C(=O)-$ 雜芳基； R_3 表示氫、甲基（它可以是 α 或 β 构型）或亞甲基； R_4 和 R_5 相同或不同和每個表示氫或鹵素；和----表示單鍵或雙鍵，及其鹽和溶劑化物。也提供通式 (I) 化合物的制備方法和化合物在治療中，特別是在炎症和變應性病情治療中的用途。