



US00D687982S

(12) **United States Design Patent**  
**Leahy et al.**

(10) **Patent No.:** **US D687,982 S**

(45) **Date of Patent:** **\*\* Aug. 13, 2013**

(54) **LED LAMP**

(75) Inventors: **James Leahy**, Old Greenwich, CT (US);  
**Chris Hartswick**, New York, NY (US)

(73) Assignee: **Solais Lighting, Inc.**, Stamford, CT (US)

(\*\*) Term: **14 Years**

(21) Appl. No.: **29/414,314**

(22) Filed: **Feb. 27, 2012**

(51) **LOC (9) Cl.** ..... **26-04**

(52) **U.S. Cl.**  
USPC ..... **D26/2**

(58) **Field of Classification Search**  
USPC ..... D26/1-4; 313/313, 315, 316, 317,  
313/318, 493; 315/52, 53, 56, 57, 58  
See application file for complete search history.

(56) **References Cited**

U.S. PATENT DOCUMENTS

D542,943 S \* 5/2007 Wang ..... D26/2  
D546,980 S \* 7/2007 Lo ..... D26/2

D549,854 S \* 8/2007 Takahashi ..... D26/2  
D566,300 S \* 4/2008 Lo ..... D26/2  
D582,578 S \* 12/2008 Tsai et al. .... D26/2  
D594,995 S \* 6/2009 Komar ..... D26/2

\* cited by examiner

*Primary Examiner* — Marcus Jackson

(74) *Attorney, Agent, or Firm* — Kristofer E. Elbing

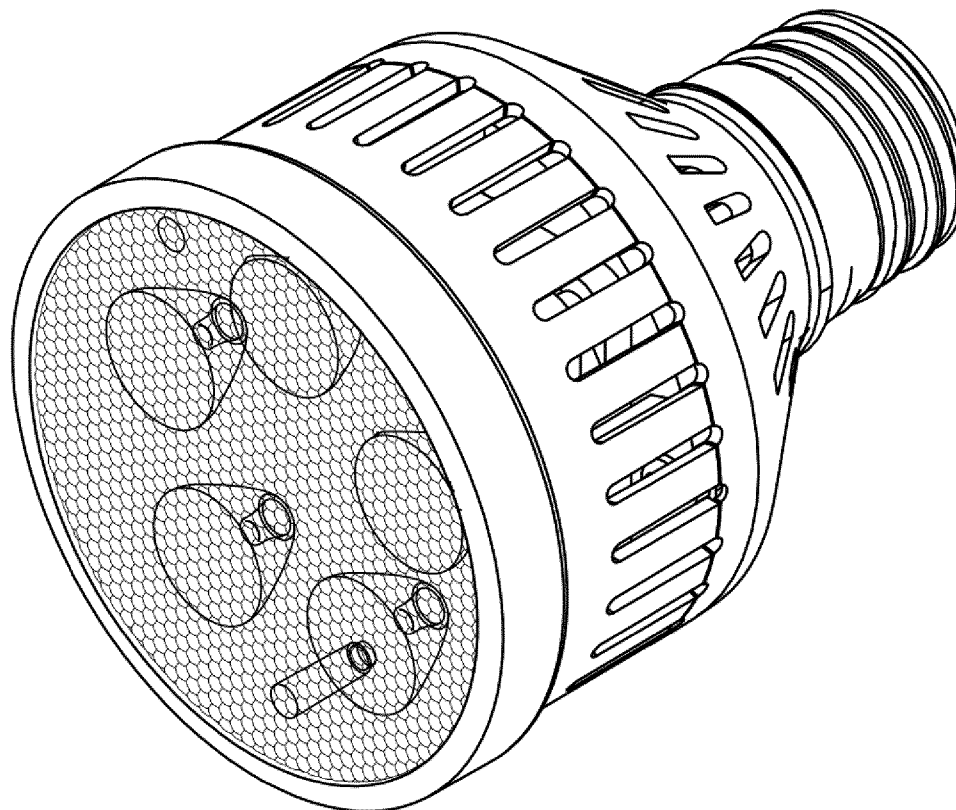
(57) **CLAIM**

The ornamental design for an LED lamp, as shown.

**DESCRIPTION**

FIG. 1 is a side elevation view of an LED lamp showing our new design;  
FIG. 2 is a rear elevation view of the LED lamp of FIG. 1;  
FIG. 3 is an inverted side view with respect to the view of FIG. 1;  
FIG. 4 is a front perspective view of the LED lamp of FIG. 1; and,  
FIG. 5 is a rear perspective view of the LED lamp of FIG. 1.

**1 Claim, 3 Drawing Sheets**



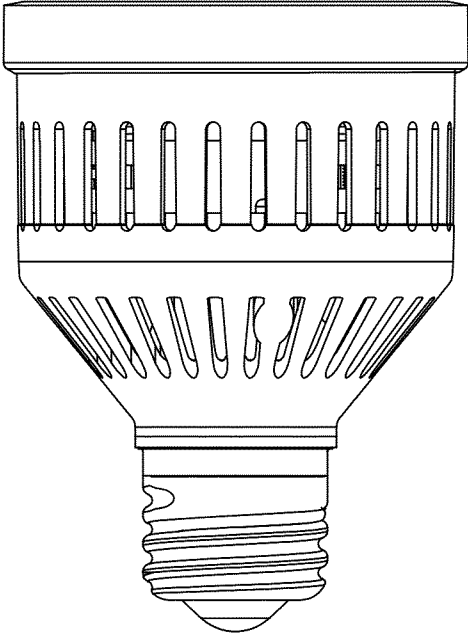


Fig 1

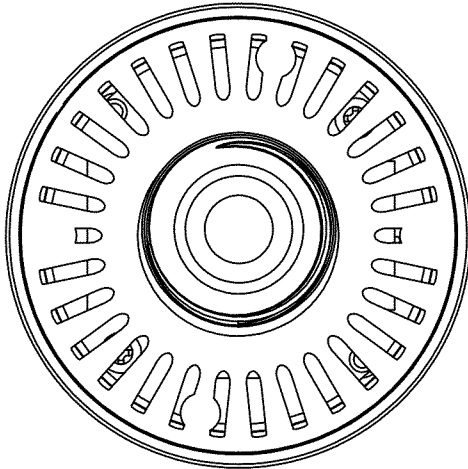


Fig 2

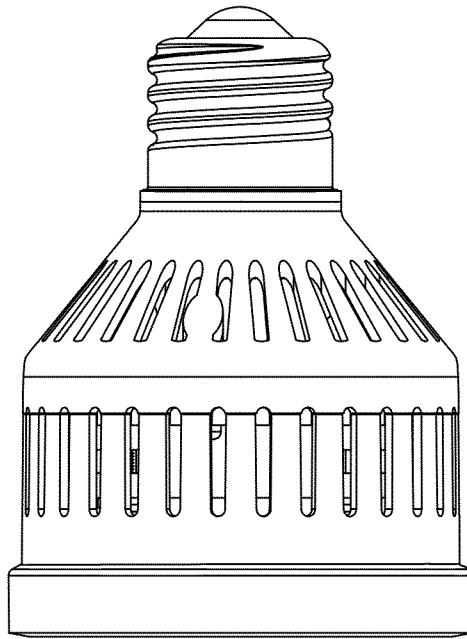


Fig 3

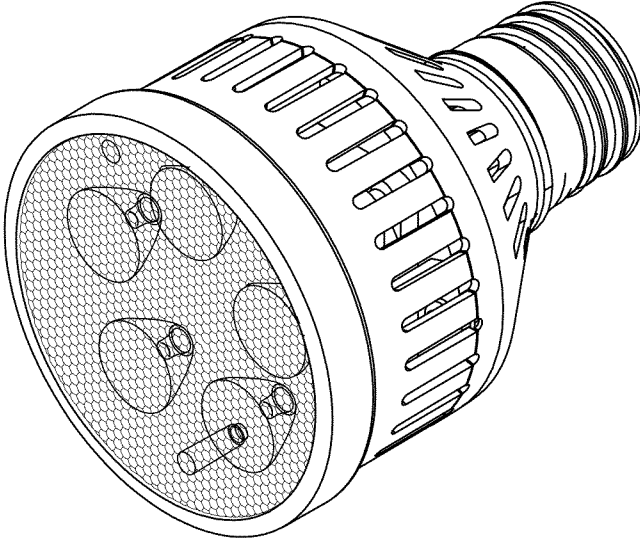


Fig 4




Fig 5